

## Supporting Information

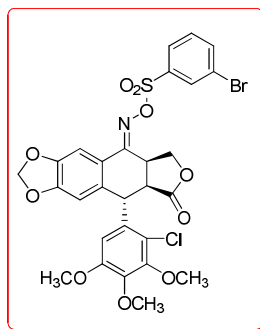
### Synthesis of Novel Oxime Sulfonate Derivatives of 2'(2',6')-(di)Chloropicropodophyllotoxins as Insecticidal Agents

Rong Wang, Xiaoyan Zhi, Jie Li, and Hui Xu\*

Research Institute of Pesticidal Design & Synthesis, College of Sciences, Northwest  
A&F University, Yangling 712100, Shaanxi Province, People's Republic of China.

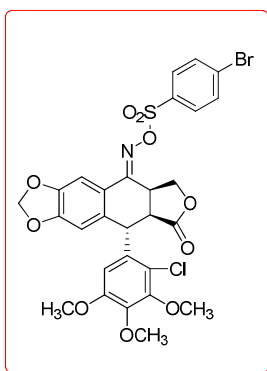
\* Author to whom correspondence should be addressed [(H.X.) telephone

+86(0)29-87091952; fax: +86(0)29-87091952; e-mail [orgxuhui@nwsuaf.edu.cn](mailto:orgxuhui@nwsuaf.edu.cn)].

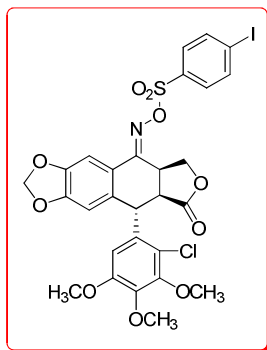


*Data for 4f*: Yield: 52%, yellow solid, m.p. 108-110 °C,  $[\alpha]_D^{20} = 24$  (*c* 3.2 mg/mL, acetone);  $^1\text{H NMR}$  (500 MHz,  $\text{CDCl}_3$ )  $\delta$ : 8.18 (s, 1H, H-2''), 7.97 (d,  $J = 8.0$  Hz, 1H, H-6''), 7.84-7.86 (m, 1H, H-4''), 7.51 (t,  $J = 8.0$  Hz, 1H, H-5''), 7.13 (s, 1H, H-5), 6.72 (s, 1H, H-8), 6.03 (s, 2H,  $\text{OCH}_2\text{O}$ ), 5.77 (s, 1H, H-6'), 5.09 (d,  $J = 2.0$  Hz, 1H, H-1),

4.55 (dd,  $J = 10.0, 7.0$  Hz, 1H, H-11), 4.32 (d,  $J = 10.0$  Hz, 1H, H-11), 3.93 (s, 3H, 3'-OCH<sub>3</sub>), 3.89-3.91 (m, 1H, H-3), 3.85 (s, 3H, 5'-OCH<sub>3</sub>), 3.42 (s, 3H, 4'-OCH<sub>3</sub>), 3.40-3.42 (m, 1H, H-2); HRMS (ESI): Calcd for C<sub>28</sub>H<sub>24</sub>O<sub>10</sub>NBrClS ([M+H]<sup>+</sup>), 679.9987; Found, 679.9993.

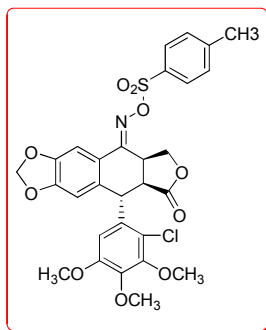


*Data for 4g:* Yield: 55%, yellow solid, m.p. 95-97 °C,  $[\alpha]_D^{20} = 13$  (*c* 1.5 mg/mL, acetone); <sup>1</sup>H NMR (500 MHz, CDCl<sub>3</sub>)  $\delta$ : 7.90 (d,  $J = 8.5$  Hz, 2H, H-2'', H-6''), 7.76 (d,  $J = 8.5$  Hz, 2H, H-3'', H-5''), 7.14 (s, 1H, H-5), 6.72 (s, 1H, H-8), 6.03 (s, 2H, OCH<sub>2</sub>O), 5.74 (s, 1H, H-6'), 5.08 (d,  $J = 2.0$  Hz, 1H, H-1), 4.52-4.55 (m, 1H, H-11), 4.29-4.33 (m, 1H, H-11), 3.92 (s, 3H, 3'-OCH<sub>3</sub>), 3.90 (t,  $J = 7.5$  Hz, 1H, H-3), 3.84 (s, 3H, 5'-OCH<sub>3</sub>), 3.40-3.42 (m, 1H, H-2), 3.36 (s, 3H, 4'-OCH<sub>3</sub>); HRMS (ESI): Calcd for C<sub>28</sub>H<sub>23</sub>O<sub>10</sub>NBrClS (M<sup>+</sup>), 678.9909; Found, 678.9901.

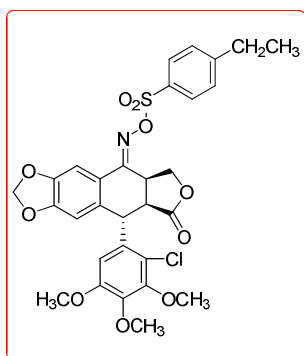


*Data for 4h:* Yield: 76%, white solid, m.p. 112-114 °C,  $[\alpha]_D^{20} = 21$  (*c* 3.0 mg/mL,

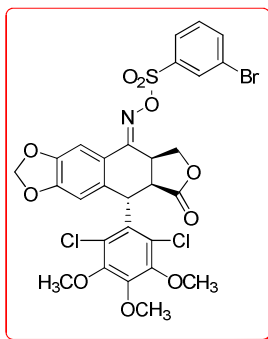
acetone)  $^1\text{H}$  NMR (500 MHz,  $\text{CDCl}_3$ )  $\delta$ : 7.96-7.98 (m, 2H, H-2'', H-6''), 7.71-7.73 (m, 2H, H-3'', H-5''), 7.14 (s, 1H, H-5), 6.72 (s, 1H, H-8), 6.03 (s, 2H,  $\text{OCH}_2\text{O}$ ), 5.75 (s, 1H, H-6'), 5.08 (d,  $J = 2.5$  Hz, 1H, H-1), 4.51-4.64 (m, 1H, H-11), 4.32 (d,  $J = 10.0$  Hz, 1H, H-11), 3.92 (s, 3H, 3'- $\text{OCH}_3$ ), 3.89 (m, 1H, H-3), 3.85 (s, 3H, 5'- $\text{OCH}_3$ ), 3.41 (dd,  $J = 8.5, 2.5$  Hz, 1H, H-2), 3.37 (s, 3H, 4'- $\text{OCH}_3$ ); HRMS (ESI): Calcd for  $\text{C}_{28}\text{H}_{24}\text{O}_{10}\text{NClIS}$  ( $[\text{M}+\text{H}]^+$ ), 727.9849; Found, 727.9844.



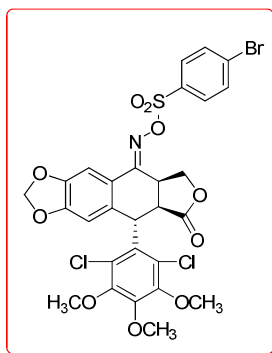
*Data for 4i*: Yield: 85%, yellow solid, m.p. 86-88  $^\circ\text{C}$ ,  $[\alpha]_D^{20} = 5$  (c 4.0 mg/mL, acetone);  $^1\text{H}$  NMR (500 MHz,  $\text{CDCl}_3$ )  $\delta$ : 7.91 (d,  $J = 8.5$  Hz, 2H, H-2'', H-6''), 7.40 (d,  $J = 8.0$  Hz, 2H, H-3'', H-5''), 7.15 (s, 1H, H-5), 6.71 (s, 1H, H-8), 6.02 (s, 2H,  $\text{OCH}_2\text{O}$ ), 5.78 (s, 1H, H-6'), 5.07 (d,  $J = 2.5$  Hz, 1H, H-1), 4.53 (dd,  $J = 10.0, 7.0$  Hz, 1H, H-11), 4.28-4.30 (m, 1H, H-11), 3.92 (s, 3H, 3'- $\text{OCH}_3$ ), 3.90 (m, 1H, H-3), 3.84 (s, 3H, 5'- $\text{OCH}_3$ ), 3.39 (d,  $J = 2.5$  Hz, 1H, H-2), 3.37 (s, 3H, 4'- $\text{OCH}_3$ ), 2.49 (s, 3H,  $\text{CH}_3$ ); HRMS (ESI): Calcd for  $\text{C}_{29}\text{H}_{27}\text{O}_{10}\text{NClIFS}$  ( $[\text{M}+\text{H}]^+$ ), 616.1039; Found, 616.1035.



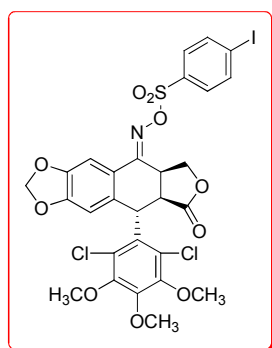
*Data for 4j*: Yield: 91%, yellow solid, m.p. 150-152°C,  $[\alpha]_D^{20} = 8$  (*c* 3.0 mg/mL, acetone);  $^1\text{H NMR}$  (500 MHz,  $\text{CDCl}_3$ )  $\delta$ : 7.94 (d,  $J = 8.5$  Hz, 2H, H-2'', H-6''), 7.42 (d,  $J = 8.5$  Hz, 2H, H-3'', H-5''), 7.16 (s, 1H, H-5), 6.71 (s, 1H, H-8), 6.02 (s, 2H,  $\text{OCH}_2\text{O}$ ), 5.79 (s, 1H, H-6'), 5.08 (d,  $J = 2.0$  Hz, 1H, H-1), 4.53 (dd,  $J = 10.0, 7.0$  Hz, 1H, H-11), 4.30 (d,  $J = 10.0$  Hz, 1H, H-11), 3.92 (s, 3H, 3'- $\text{OCH}_3$ ), 3.87-3.90 (m, 1H, H-3), 3.84 (s, 3H, 5'- $\text{OCH}_3$ ), 3.38 (s, 3H, 4'- $\text{OCH}_3$ ), 3.35-3.37 (m, 1H, H-2), 2.80 (q,  $J = 7.5$  Hz, 2H,  $-\text{CH}_2\text{CH}_3$ ), 1.29-1.32 (m, 3H,  $\text{CH}_3$ ); HRMS (ESI): Calcd for  $\text{C}_{30}\text{H}_{29}\text{O}_{10}\text{NClS}$  ( $[\text{M}+\text{H}]^+$ ), 630.1195; Found, 630.1190.



*Data for 5f*: Yield: 67%, yellow solid, m.p. 102-104 °C,  $[\alpha]_D^{20} = 20$  (*c* 3.2 mg/mL, acetone);  $^1\text{H NMR}$  (500 MHz,  $\text{CDCl}_3$ )  $\delta$ : 8.20 (t,  $J = 2.0$  Hz, 1H, H-2''), 8.01 (dt,  $J = 7.5, 1.0$  Hz, 1H, H-6''), 7.85 (dt,  $J = 7.5, 1.0$  Hz, 1H, H-4''), 7.51 (t,  $J = 7.5$  Hz, 1H, H-5''), 7.30 (s, 1H, H-5), 6.22 (d,  $J = 1.0$  Hz, 1H, H-8), 6.00 (dd,  $J = 9.0, 1.0$  Hz, 2H,  $\text{OCH}_2\text{O}$ ), 5.25 (d,  $J = 10.0$  Hz, 1H, H-1), 4.93-4.99 (m, 1H, H-11), 4.26-4.27 (m, 1H, H-11), 3.98 (s, 3H, 4'- $\text{OCH}_3$ ), 3.92 (s, 4H, H-3 and 3'- $\text{OCH}_3$ ), 3.87 (s, 3H, 5'- $\text{OCH}_3$ ), 3.50-3.53 (m, 1H, H-2); HRMS (ESI): Calcd for  $\text{C}_{28}\text{H}_{23}\text{O}_{10}\text{NBrCl}_2\text{S}$  ( $[\text{M}+\text{H}]^+$ ), 713.9598; Found, 713.9592.

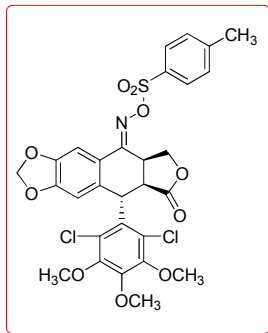


*Data for 5g:* Yield: 54%, yellow solid, m.p. 106-108 °C,  $[\alpha]_D^{20} = 26$  (*c* 3.5 mg/mL, acetone);  $^1\text{H NMR}$  (500 MHz,  $\text{CDCl}_3$ )  $\delta$ : 7.92 (d,  $J = 8.5$  Hz, 2H, H-2", H-6"), 7.76 (d,  $J = 9.0$  Hz, 2H, H-3", H-5"), 7.30 (s, 1H, H-5), 6.22 (s, 1H, H-8), 5.99 (dd,  $J = 10.0$ , 1.0 Hz, 2H,  $\text{OCH}_2\text{O}$ ), 5.25 (d,  $J = 10.0$  Hz, 1H, H-1), 4.91-4.96 (m, 1H, H-11), 4.21-4.26 (m, 2H, H-11, H-3), 3.97 (s, 3H, 4'- $\text{OCH}_3$ ), 3.91 (s, 3H, 3'- $\text{OCH}_3$ ), 3.87 (s, 3H, 5'- $\text{OCH}_3$ ), 3.48-3.51 (m, 1H, H-2); HRMS (ESI): Calcd for  $\text{C}_{28}\text{H}_{23}\text{O}_{10}\text{NBrCl}_2\text{S}$  ( $[\text{M}+\text{H}]^+$ ), 713.9598; Found, 713.9608.

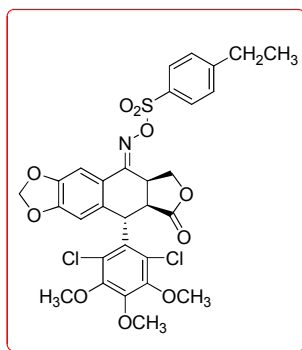


*Data for 5h:* Yield: 37%, white solid, m.p. 105-107 °C,  $[\alpha]_D^{20} = 3$  (*c* 4.5 mg/mL, acetone);  $^1\text{H NMR}$  (500 MHz,  $\text{CDCl}_3$ )  $\delta$ : 7.98 (d,  $J = 8.0$  Hz, 2H, H-2", H-6"), 7.76 (d,  $J = 8.0$  Hz, 2H, H-3", H-5"), 7.30 (s, 1H, H-5), 6.22 (s, 1H, H-8), 5.99 (d,  $J = 10.0$  Hz, 2H,  $\text{OCH}_2\text{O}$ ), 5.25 (d,  $J = 10.0$  Hz, 1H, H-1), 4.91-4.96 (m, 1H, H-11), 4.22-4.26 (m, 2H, H-11, H-3), 3.97 (s, 3H, 4'- $\text{OCH}_3$ ), 3.91 (s, 3H, 3'- $\text{OCH}_3$ ), 3.87 (s, 3H, 5'- $\text{OCH}_3$ ), 3.48-3.51 (m, 1H, H-2); HRMS (ESI): Calcd for  $\text{C}_{28}\text{H}_{23}\text{O}_{10}\text{NCl}_2\text{IS}$  ( $[\text{M}+\text{H}]^+$ ),

761.9459; Found, 761.9456.

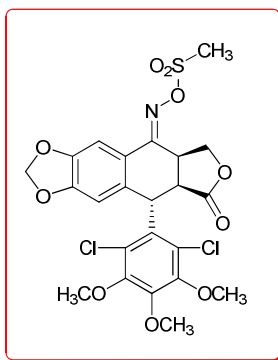


*Data for 5i:* Yield: 87%, yellow solid, m.p. 98-100 °C,  $[\alpha]_D^{20} = 23$  (c 2.1 mg/mL, acetone); <sup>1</sup>H NMR (500 MHz, CDCl<sub>3</sub>)  $\delta$ : 7.94 (d,  $J = 8.5$  Hz, 2H, H-2'', H-6''), 7.40 (d,  $J = 8.5$  Hz, 2H, H-3'', H-5''), 7.34 (s, 1H, H-5), 6.20 (s, 1H, H-8), 5.98 (dd,  $J = 10.5$ , 1.0 Hz, 2H, OCH<sub>2</sub>O), 5.23 (d,  $J = 10.0$  Hz, 1H, H-1), 4.92-4.98 (m, 1H, H-11), 4.20-4.25 (m, 2H, H-11, H-3), 3.97 (s, 3H, 4'-OCH<sub>3</sub>), 3.91 (s, 3H, 3'-OCH<sub>3</sub>), 3.87 (s, 3H, 5'-OCH<sub>3</sub>), 3.47-3.51 (m, 1H, H-2), 2.47 (s, 3H, CH<sub>3</sub>); **HRMS (ESI): Calcd for C<sub>29</sub>H<sub>26</sub>O<sub>10</sub>NC<sub>2</sub>S ([M+H]<sup>+</sup>), 650.0649; Found, 650.0647.**



*Data for 5j:* Yield: 62%, yellow solid, m.p. 92-94 °C,  $[\alpha]_D^{20} = 19$  (c 3.6 mg/mL, acetone); <sup>1</sup>H NMR (500 MHz, CDCl<sub>3</sub>)  $\delta$ : 7.96 (d,  $J = 8.0$  Hz, 2H, H-2'', H-6''), 7.42 (d,  $J = 8.5$  Hz, 2H, H-3'', H-5''), 7.35 (s, 1H, H-5), 6.20 (s, 1H, H-8), 5.96 (dd,  $J = 10.5$ , 1.0 Hz, 2H, OCH<sub>2</sub>O), 5.23 (d,  $J = 10.0$  Hz, 1H, H-1), 4.94-4.97 (m, 1H, H-3), 4.20-4.25 (m, 2H, H-11), 3.97 (s, 3H, 4'-OCH<sub>3</sub>), 3.91 (s, 3H, 3'-OCH<sub>3</sub>), 3.87 (s, 3H,

5'-OCH<sub>3</sub>), 3.48-3.51 (m, 1H, H-2), 2.79 (q,  $J = 7.5$  Hz, 2H, -CH<sub>2</sub>CH<sub>3</sub>), 1.31 (t,  $J = 7.5$  Hz, 3H, CH<sub>3</sub>); HRMS (ESI): Calcd for C<sub>30</sub>H<sub>28</sub>O<sub>10</sub>NCl<sub>2</sub>S ([M+H]<sup>+</sup>), 664.0805; Found, 664.0812.



*Data for 5k:* Yield: 44%, yellow solid, m.p. 114-116 °C,  $[\alpha]_{\text{D}}^{20} = 20$  ( $c$  3.8 mg/mL, acetone) <sup>1</sup>H NMR (500 MHz, CDCl<sub>3</sub>)  $\delta$ : 7.51 (s, 1H, H-5), 6.27 (s, 1H, H-8), 6.01 (dd,  $J = 9.5, 1.0$  Hz, 2H, OCH<sub>2</sub>O), 5.31 (d,  $J = 10.5$  Hz, 1H, H-1), 4.96-4.99 (m, 1H, H-11), 4.31-4.36 (m, 2H, H-11, H-3), 3.99 (s, 3H, 4'-OCH<sub>3</sub>), 3.93 (s, 3H, 3'-OCH<sub>3</sub>), 3.89 (s, 3H, 5'-OCH<sub>3</sub>), 3.54-3.57 (m, 1H, H-2), 3.28 (s, 3H, CH<sub>3</sub>); HRMS (ESI): Calcd for C<sub>23</sub>H<sub>22</sub>O<sub>10</sub>NCl<sub>2</sub>S ([M+H]<sup>+</sup>), 574.0336; Found, 574.0338.