

## Supporting Information

To

### Occurrence, Fate, Behavior and Ecotoxicological State of Phthalates in Different Environmental Matrices

Sopheak Net<sup>\*</sup>, Richard Sempéré, Anne Delmont, Andrea Paluselli and Baghdad Ouddane

---

\* Corresponding auteur: Dr. Sopheak NET

Email: [sopheak.net@univ-lille1.fr](mailto:sopheak.net@univ-lille1.fr)

Tel: +33(0)3-28-77-85-24

Fax: +33(0)3-20-43-48-22

#### Table Captions

**Table 1S**: Acronyms and abbreviations used in the text

**Table 2S**: Contamination levels of some PAEs in environmental matrices and in in milk, drink and food. “-”: no data; nd = not detected (<LOQ)

**Table 3S**: Contamination levels of some PAEs in biota (fishes, mammals, algae and others species). “-”: no data; nd = not detected (<LOQ)

**Table 4S**: Degradation half-lives of PAEs in various media

**Table 5S**: Bioaccumulation (BAF) and bioconcentration (BCF) factors of PAEs for some species

#### Figure Captions

**Figure 1S**: General biodegradation pathway for PAEs in the environment according to Staples et al., 1997.

**Figure 2S**: Worldwide contamination levels of DnBP in fresh and marine water compared to the LOEC, ERLs and PGW values (Detailed values and references are given in Table 2S).

**Figure 3S**: Worldwide contamination levels of DMP and DEP in surface water compared to the EQS and EQS (max) values (Detailed values and references are given in Table 2S).

**Figure 4S**: Worldwide contamination levels of BBZP in surface water compared to the EQS values (Detailed values and references are given in Table 2S).

**Figure 5S**: Contamination levels of DMP and DEP in soil compared to the limiting values for the PER and PGW (Detailed values and references are given in Table 2S).

**Figure 6S**: Contamination levels of DnBP and DnOP in soil compared to the limiting value for the PER and PGW (Detailed values and references are given in Table 2S).

**Table 1S:** Acronyms and abbreviations used in the text

Acronym/ abbreviation	Meaning	Acronym/ abbreviation	Meaning
ASE	Accelerated solvent extraction	K <sub>AW</sub>	Air-water partition coefficient
BAF	Bioaccumulation factor	K <sub>OA</sub>	Octanol-air partition coefficient
BBzP	Butyl benzyl phthalate	K <sub>OC</sub>	Organic carbon partition coefficient
BCF	Bioconcentration factor	K <sub>OW</sub>	Octanol-water partition coefficient
BCP	Butyl cyclohexane phthalate	LC	Lethal concentration
BMEP, DMEP	Bis-(2-methoxyethyl) phthalate	LD/C	Lethal dose/concentration
BMPP, DMPP	Bis-(4-methyl-2-pentyl) phthalate	LLE	Liquid-liquid extraction
BOP	Butyl 2-ethylhexyl phthalate	LOEC	Lowest observed effect concentration
DAIP	Diallyl phthalate	LOD	Limit of detection
DnBEP	Bis-(2- <i>n</i> -butoxyethyl) phthalate	LOQ	Limit of quantification
DcHxP	Di-cyclohexyl phthalate	MAEC	Minor adverse effect concentration
DEEP	Bis-(2-ethoxyethyl) phthalate	MnBP	Mono- <i>n</i> -butyl phthalate
DEHP	Di(2-ethylhexyl) phthalate	MBzP	Monobenzyl phthalate
DEP	Diethyl phthalate	MEHP	Mono-2-ethylhexyl phthalate
DHxP	Dihexyl phthalate	MEP	Mono-ethyl phthalate
DiBP	Diisobutyl phthalate	MiDP	Mono-iso-decyl phthalate
DiDP	Diisodecyl phthalate	MiHxP	Mono-iso-hexyl phthalate
DiHpP	Di- <i>n</i> -heptyl phthalate	MiNP	Mono-isononyl phthalate
DiNP	Diisononyl phthalate	MMP	Mono-methyl phthalate
DiOP	Diisooctyl phthalate	MnOP	Mono- <i>n</i> -octyl phthalate
DiPhP	Diisophenyl phthalate	MnBP	Mono-butyl phthalate
DiPrP	Diisopropyl phthalate	MPEs	Mono-alkyl phthalate esters
DMP	Dimethyl phthalate	NOEC	No observed effect concentration
DnBP	Di- <i>n</i> -butyl phthalate	NQE	Norme de qualité environnementale
DnDP	Di- <i>n</i> -decyl phthalate	PA	Phthalic acid
DnHxP	Di- <i>n</i> -hexyl phthalate	PAEs	Phthalic acid esters
DnNP	Di- <i>n</i> -nonyl phthalate	PEC	Predicted effect concentration
DNP	Dinonyl phthalate	PER	Protection of ecological resources
DnPeP	Di- <i>n</i> -pentyl phthalate	PNEC	Predicted no effect concentration
DnOP	Di- <i>n</i> -octyl phthalate	PGW	Protection of groundwater
DnPhP	Di- <i>n</i> -phenyl phthalate	PVC	Polyvinyl chloride
DnPrP	Di- <i>n</i> -propyl phthalate	SFE	Supercritical fluid extraction
DTDP	Ditridecyl phthalate	SPE	Solid phase extraction
DUP	Diundecyl phthalate	SPME	Solid phase micro-extraction
D711P	Di (heptyl, nonyl, undecyl) phthalate	SSM	Suspended solid matter
EQS	Environmental quality standards	Sw	Solubility in water
ERLs	Environmental risk limits	US EPA	United States Environmental Protection Agency
H	Henry's law or Henry's constant	Vp	Vapor pressure
HEHP	Di(hexyl-2-ethylhexyl) phthalate	610P	Di ( <i>n</i> -hexyl, <i>n</i> -octyl, <i>n</i> -decyl) phthalate

**Table 2S:** Contamination levels of some PAEs in environmental matrices. “-”: no data; nd = not detected (<LOQ)

Surface water (µg/L)															
Localization	DMP	DEP	DPrP	DnBP	DiBP	DMEP	DEEP	DAIP	DHxP	BBzP	DBEP	DcHxP	DEHP	DnOP	Ref.
<b>Arctic</b>	40×10 <sup>-6</sup>	138×10 <sup>-6</sup>	-	51×10 <sup>-6</sup>	22×10 <sup>-6</sup>	-	-	-	-	8×10 <sup>-6</sup>	-	-	448×10 <sup>-6</sup>	-	1
Yangtze River, mainstream, <b>China</b>	-	-	-	nd-35.65	-	-	-	-	-	-	-	-	3.9-54.73	-	2
Yellow River, <b>China</b>	-	-	-	nd-26.0	-	-	-	-	-	-	-	-	0.347-31.80	-	3
Second Songhua River, <b>China</b>	-	-	-	nd-5616.8	-	-	-	-	-	-	-	-	nd-1752.65	-	4
Surface water, Jiangsu, <b>China</b>	-	-	-	0.016-5.8575	-	-	-	-	-	-	-	-	0.556-15.6707	-	5
Urban lake, Guangzhou, <b>China</b>	0.018	0.059	-	2.03	-	-	-	-	-	nd	-	-	0.24	nd	6
Chaohu Lake, Anhui, <b>China</b>	0.425 (0.015-3.67)	0.142 (0.006-0.283)	-	3.226 (0.07-17.529)	-	-	-	-	-	0.071 (nd-0.107)	-	-	0.19 (nd-0.576)	0.036(nd-0.045)	7
Kunming Lake, Beijing, <b>China</b>	-	nd	-	17	nd	-	-	-	-	-	-	-	nd	-	8
Xiaojinhe River, Beijing, <b>China</b>	-	nd	-	15	nd	-	-	-	-	-	-	-	17	-	
Qinghe River, Beijing, <b>China</b>	-	2	-	61	4	-	-	-	-	-	-	-	25	-	
Donghu Lake, Wuhan, <b>China</b>	-	nd	-	9	nd	-	-	-	-	-	-	-	14	-	
Changjiang River, Wuhan, <b>China</b>	-	nd	-	15	nd	-	-	-	-	-	-	-	6	-	
Haihe River, Tianjin, <b>China</b>	-	nd	-	14	nd	-	-	-	-	-	-	-	32	-	
Bohai Sea, Tianjin, <b>China</b>	-	nd	-	14	nd	-	-	-	-	-	-	-	78	-	
Daminghu Lake, Jinan, <b>China</b>	-	nd	-	51	nd	-	-	-	-	-	-	-	8	-	
Huaihe River, Anhui, <b>China</b>	-	nd	-	51	nd	-	-	-	-	-	-	-	8	-	
Huangpujiang, Shanghai,	-	nd	-	10	nd	-	-	-	-	-	-	-	4	-	

<b>China</b>															
Huanghai Sea, Dalian, <b>China</b>	-	nd	-	11	nd	-	-	-	-	-	-	-	19	-	
Songhua River, <b>China</b>	2.5 (0.98-4.12)	2.35 (1.33-6.67)	-	5.12 (1.69-11.81)	-	-	-	-	-	2.49 (nd-4.39)	-	-	7.01 (2.26-11.55)	2.37 (0.66-6.14)	9
Shichahai Lakes, Beijing, <b>China</b>	0.081 (0.047-0.143)	0.009 (0.006-0.013)	nd (nd-0.009)	0.066 (0.009-0.157)	0.179 (0.014-0.436)	0.026 (nd-0.065)	nd	0.009 (nd-0.019)	nd (nd-0.011)	0.183 (nd-0.512)	0.135 (nd-0.381)	nd	0.239 (0.14-0.519)	0.019 (0.015-0.022)	10
Lakes in Summer Palace, <b>China</b>	0.062 (0.039-0.082)	0.006 (nd-0.082)	nd	0.335 (0.058-0.515)	0.265 (0.018-0.528)	0.04 (0.028-0.060)	nd	nd (nd-0.012)	nd (nd-0.014)	0.006 (nd-0.021)	0.06 (nd-0.097)	nd	0.261 (0.139-0.397)	0.019 (0.016-0.024)	
Guanting Reservoir, <b>China</b>	0.056 (0.023-0.084)	nd (nd-0.006)	nd (nd-0.013)	0.305 (nd-0.305)	0.307 (0.044-0.664)	0.075 (nd-0.433)	nd	nd (nd-0.013)	nd	0.476 (nd-1.246)	nd	nd	0.087 0.043-0.149	0.017 0.013-0.029	
Seine River estuary, <b>France</b>	-	-	-	0.067-0.319	-	-	-	-	-	-	-	-	0.16-0.314	-	11
Seine River estuary, <b>France</b>	-	-	-	0.374-0.42	-	-	-	-	-	-	-	-	1.5883-1.655	-	12
Marne River, <b>France</b>	0.0303-0.0396	0.0249-0.0917	-	0.140-0.220	-	-	-	-	-	-	-	-	0.307-0.708	nd	
Somme River, <b>France</b>	0.1175 (nd-0.25)	2.9858 (nd-6.98)	-	1.9754 (0.22-3.68)	-	-	-	-	-	nd	-	-	10.2267 (5.16-20.76)	nd	13
Brandenburg, Berlin, 1997, <b>Germany</b>	-	-	-	0.50 (0.12-8.80)	-	-	-	-	-	-	-	-	2.27 (0.33-97.8)	-	14
Surface water, <b>Germany</b>	-	-	-	0.12-8.8	-	-	-	-	-	-	-	-	0.33-97.8	-	15
Rieti District, <b>Italy</b>	<0.012	<0.010	-	1.6	0.3	-	-	-	-	<0.010	-	-	4.3	-	16
Velino River, <b>Italy</b>	-	-	-	nd-44.3	-	-	-	-	-	-	-	-	nd-6.4		17
Tama River, <b>Japan</b>	-	-	-	0.008-0.54	-	-	-	-	-	-	-	-	0.013-3.6		18
King Talal, <b>Jordanian</b>	-	-	-	1.20 ± 0.35 (0.55-1.6)	-	-	-	-	-	1.80± 0.45 (0.75-2.1)	-	-	0.75 ± 0.15 (0.45-0.95)	-	19
Zarqa River, <b>Jordanian</b>	-	-	-	1.60 ± 0.75 (0.82-	-	-	-	-	-	1.40± 0.66 (0.75-	-	-	0.85 ± 0.35 (0.25-	-	

				2.1)						2.1)			1.15)		
Wadi Al-Arab, <b>Jordanian</b>	-	-	-	0.35 ± 0.15 (0.23- 0.80)	-	-	-	-	-	0.43± 0.23 (0.25- 0.70)	-	-	0.25 ± 0.15 (0.05- 0.40)	-	
Mujib, <b>Jordanian</b>	-	-	-	0.05 ± 0.03 (0.01- 0.08)	-	-	-	-	-	0.03± 0.02 (0.01- 0.07)	-	-	0.04 ± 0.03 (0.01- 0.06)	-	
Klang, River Basin, <b>Malaysia</b>	<0.05	<0.05	-	1.6	0.25	-	-	-	-	-	-	-	16.6	-	20
Surface water Dams, <b>Mexico</b>	-	-	-	-	-	-	-	-	-	0.005- 0.201	-	-	0.075- 2.282	-	21
Mixed water Tanks, <b>Mexico</b>	-	-	-	-	-	-	-	-	-	0.002- 0.047	-	-	0.001- 0.314	-	
Fresh water, the <b>Netherlands</b>	-	-	-	0.21	-	-	-	-	-	-	-	-	0.33	-	22
Surface water, the <b>Netherlands</b>	-	-	-	0.066- 3.1	-	-	-	-	-	-	-	-	nd-5.0	-	23
Ohwa River, Ondo state, 1991, <b>Nigeria</b>	(21±2) ×10 <sup>3</sup>	nd	-	(409±13) ×10 <sup>3</sup>	-	-	-	-	-	-	-	-	-	-	24
Oni River, Ondo state, 1991, <b>Nigeria</b>	nd	(329±4) ×10 <sup>3</sup>	-	(103±2) ×10 <sup>3</sup>	-	-	-	-	-	-	-	-	-	-	
Owena River, Ondo state, 1991, <b>Nigeria</b>	(56±3) ×10 <sup>3</sup>	(23±4) ×10 <sup>3</sup>	-	(1472±1 2) ×10 <sup>3</sup>	-	-	-	-	-	-	-	-	-	-	
Ala River, Ondo state, 1991, <b>Nigeria</b>	(70±3) ×10 <sup>3</sup>	(71±5) ×10 <sup>3</sup>	-	(109±8) ×10 <sup>3</sup>	-	-	-	-	-	-	-	-	-	-	
Ogun River, Ogun state, 1990, <b>Nigeria</b>	(90 ±16) ×10 <sup>3</sup>	(96±14 ) ×10 <sup>3</sup>	-	(133±3) ×10 <sup>3</sup>	-	-	-	-	-	-	-	-	-	-	
Imayan River, Ogun state, 1991, <b>Nigeria</b>	(154±1 0) ×10 <sup>3</sup>	(143±1 4) ×10 <sup>3</sup>	-	(199±4) ×10 <sup>3</sup>	-	-	-	-	-	-	-	-	-	-	
Yemoji River, Ogun state, 1991, <b>Nigeria</b>	(143±5) ×10 <sup>3</sup>	(126±2 2) ×10 <sup>3</sup>	-	(125±5) ×10 <sup>3</sup>	-	-	-	-	-	-	-	-	-	-	
Majidum Greek, Lagos and Delta	nd	(80±6) ×10 <sup>3</sup>	-	(294±22) ×10 <sup>3</sup>	-	-	-	-	-	-	-	-	-	-	

states, 1991, <b>Nigeria</b>																
Iju River, Lagos and Delta states, 1991, <b>Nigeria</b>	(120±12)×10 <sup>3</sup>	(538±4)×10 <sup>3</sup>	-	nd	-	-	-	-	-	-	-	-	-	-	-	
Iya Alaro River, Lagos and Delta states, 1991, <b>Nigeria</b>	(101±6)×10 <sup>3</sup>	(108±6)×10 <sup>3</sup>	-	(820±7)×10 <sup>3</sup>	-	-	-	-	-	-	-	-	-	-	-	
Laos Lagoon, Lagos and Delta states, 1991, <b>Nigeria</b>	(18±4)×10 <sup>3</sup>	(26±8)×10 <sup>3</sup>	-	(123±3)×10 <sup>3</sup>	-	-	-	-	-	-	-	-	-	-	-	
Escravos, Lagos and Delta states, 1991, <b>Nigeria</b>	(20±3)×10 <sup>3</sup>	(98±4)×10 <sup>3</sup>	-	(10±2)×10 <sup>3</sup>	-	-	-	-	-	-	-	-	-	-	-	
Ogunpa River, Oyo Osun states, 1990, <b>Nigeria</b>	(236±23)×10 <sup>3</sup>	(265±10)×10 <sup>3</sup>	-	(203±16)×10 <sup>3</sup>	-	-	-	-	-	-	-	-	-	-	-	
Ona River, Oyo Osun states, 1990, <b>Nigeria</b>	(138±20)×10 <sup>3</sup>	nd	-	(53±8)×10 <sup>3</sup>	-	-	-	-	-	-	-	-	-	-	-	
Asejire Dam, Oyo Osun states, 1991, <b>Nigeria</b>	(256±5)×10 <sup>3</sup>	(71±4)×10 <sup>3</sup>	-	(667±15)×10 <sup>3</sup>	-	-	-	-	-	-	-	-	-	-	-	
Opa River, Oyo Osun states, 1991, <b>Nigeria</b>	(462±13)×10 <sup>3</sup>	(100±2)×10 <sup>3</sup>	-	(953±44)×10 <sup>3</sup>	-	-	-	-	-	-	-	-	-	-	-	
Osun River Oyo Osun states, 1991, <b>Nigeria</b>	(261±15)×10 <sup>3</sup>	(138±3)×10 <sup>3</sup>	-	(1382±36)×10 <sup>3</sup>	-	-	-	-	-	-	-	-	-	-	-	
Opa River, <b>Nigeria</b>	10410±4160	6180±1860	-	19440±12460	-	-	-	-	-	-	-	-	-	80530±99580	nd	25
Al-Khobar, <b>Saudi Arabia</b>	6.98			7.9						36.5						26
Marais Dam, 2004-2005, <b>Venda, South Africa</b>	nd	(3.16-3.44)×10 <sup>3</sup>	-	(4.16-5.48)×10 <sup>3</sup>	-	-	-	-	-	-	-	-	-	(0.3-0.79)×10 <sup>3</sup>	-	27
Rietvlei Dam, 2004-2005,	nd	(3.18-3.91)	-		-	-	-	-	-	-	-	-	(0.33-			

<b>Venda, South Africa</b>		$\times 10^3$											$1.33 \times 10^3$		
Nzhelele River, 2005, <b>Venda, South Africa</b>	nd	$(3.28-3.36) \times 10^3$	-	-	-	-	-	-	-	-	-	-	$(1.39-1.47) \times 10^3$	-	
Nzhelele River, 2008, <b>Venda, South Africa</b>	nd	$3.17 \times 10^3$	-	-	-	-	-	-	-	-	-	-	$1.04 \times 10^3$	-	
Mutshindudi River, 2005, <b>Venda, South Africa</b>	nd	$(3.28-3.86) \times 10^3$	-	-	-	-	-	-	-	-	-	-	$(0.72-1.12) \times 10^3$	-	
Dzwerani River, 2005, <b>Venda, South Africa</b>	nd	$3.24 \times 10^3$	-	-	-	-	-	-	-	-	-	-	$0.43 \times 10^3$	-	
Lotanyanda River1, 2005, <b>Venda, South Africa</b>	nd	$3.56 \times 10^3$	-	-	-	-	-	-	-	-	-	-	$1.89 \times 10^3$	-	
Xikundu River 2005, <b>Venda, South Africa</b>	nd	$0.16 \times 10^3$	-	-	-	-	-	-	-	-	-	-	$0.33 \times 10^3$	-	
Mutale River 2005, <b>Venda, South Africa</b>	nd	$3.31 \times 10^3$	-	-	-	-	-	-	-	-	-	-	$2.18 \times 10^3$	-	
Luvuvhu River 2005, <b>Venda, South Africa</b>	nd	$3.33 \times 10^3$	-	-	-	-	-	-	-	-	-	-	$0.69 \times 10^3$	-	
Dzindi River 2005, <b>Venda, South Africa</b>	nd	$3.19 \times 10^3$	-	-	-	-	-	-	-	-	-	-	$0.84 \times 10^3$	-	
<b>Taiwan</b>	0.5	-	-	-	-	-	-	-	-	nd	-	-	9.3	-	28
River Irwell, 1984, <b>U.K.</b>	-	0.4	-	-	-	-	-	-	-	-	-	-	nd-0.4	nd-2.3	29
River Etherow 1984, <b>U.K.</b>	-	0.4-0.6	-	-	-	-	-	-	-	-	-	-	nd-1.6	nd-1.6	
New England rivers, <b>USA</b>	-	-	-	-	-	-	-	-	-	-	-	-	-	-	30
Delaware River, <b>USA</b>	-	-	-	-	-	-	-	-	-	-	-	-	-	-	
German Bight, <b>North Sea</b>	$2 \times 10^{-4}$	$67 \times 10^{-5}$	-	-	-	-	-	-	-	$5 \times 10^{-5}$	-	-	$22 \times 10^{-4}$	-	31

Dutch coast, the Netherlands	0.017	0.42	-	-	-	-	-	-	-	0.077	-	-	0.32	-	32
------------------------------	-------	------	---	---	---	---	---	---	---	-------	---	---	------	---	----

Wastewater (µg/L)															
Localization	DMP	DEP	DPrP	DnBP	DiBP	DMEP	DEEP	DAIP	DHxP	BBzP	DEHP	DnOP	DiNP	DiDP	Ref.
Queensland, Australia	-	0.0593	-	0.0247	-	-	-	-	-	63×10 <sup>-4</sup>	2.38	-	-	-	33
Canada	-	-	-	-	-	-	-	-	-	-	41	-	-	-	34
Finland	nd-1	5-74	-	3-9	-	-	-	-	-	<1-5	28-122	<1-2	-	-	35
Paris, WWTP, France	nd	3.29 (0.82-5.95)	-	0.18 (nd-0.35)	-	-	-	-	-	nd (nd-0.22)	27 (16-57)	-	-	-	38
Marne Aval, France	0.82± 1.13	7.71± 5.21	-	1.10± 0.37	-	-	-	-	-	1.12± 0.54	22.46± 13.22	0.10± 0.16	-	-	12
WWTP inputs, France	1.5 ± 1.3	6.0±7.7	-	4.1±1.6	9.6±6.7	-	-	-	-	4.0±3.4	33.3± 15.4	0.7±0.5	27.9± 10.3	23.4± 19.7	39
WWTP outputs, France	0.03± 0.03	0.04± 0.05	-	0.14± 0.10	0.31± 0.26	-	-	-	-	0.16± 0.15	2.0±1.2	0.01± 0.01	0.56± 0.61	0.26± 0.22	
WWTP outputs, Germany	-	-	-	0.7 (0.2-0.4)	-	-	-	-	-	-	8.8 (1.74-182)	-	-	-	14
WWTP Netherlands	<1	4.1-44	-	<10	-	-	-	-	-	<10	13-101	<1	-	-	37
Petersfield, Hampshire, UK	0.26± 0.41	25± 16.7	-	2.54± 3.52	2.93± 2.54	-	-	0.22± 0.31	-	1.46± 1.64	23.6± 12.2	-	-	-	40

Drinking water (ng/L)														
Localization	DMP	DEP	DnBP	DiBP	DHxP	DcHP	BBzP	DEHP	DnOP	DnNP	DiNP	DiDP	DMPP	References
Tap water, China	nd	nd	61.3	-	-	40.5	-	nd	-	-	-	-	-	41
Potable water, China	23.6	78.9	45.7	-	-	nd	-	nd	-	-	-	-	-	42
Evian water (PET and glass bottles), France	nd	nd	nd	-	nd	nd	nd	nd	nd	-	-	-	-	
Volvic water (PET bottles), France	nd	nd	nd	-	nd	nd	nd	nd	nd	-	-	-	-	
Drinking	-	200	380	-	-	-	20	50	-	-	-	-	-	43



water, Leipzig, <b>Germany</b>														
Tap water, <b>Greece</b>	-	300	1040	-	-	-	-	930	-	-	-	-	-	44
JNU campus, 2011, <b>India</b>	3	7	nd	21	nd	112	nd	146	13	9	-		nd	45
Okhla, 2011, <b>India</b>	380	198	317	433	396	416	633	257	247	219	-		308	
Well water, 1978, <b>Japan</b>	-	-	2.49	-	-	-	-	4.82	-	-	-	-	-	46
City water, <b>Japan</b>	-	-	2.04	-	-	-	-	nd	-	-	-	-	-	
Tap water, <b>Japan</b>	-	-	1.93	-	-	-	-	3.85	-	-	-	-	-	
Ground water, <b>Mexico</b>	-	-	-	-	-	-	1-82	19-232	-	-	-	-	-	36
Tap water, Iju 1991, <b>Nigeria</b>	(91±2) ×10 <sup>6</sup>	(949±9) ×10 <sup>6</sup>	nd	-	-	-	-	-	-	-	-	-	-	24
Tap water, Ijebu-Ode 1991, <b>Nigeria</b>	(332±2) ×10 <sup>6</sup>	(760±22) ×10 <sup>6</sup>	nd	-	-	-	-	-	-	-	-	-	-	
Tap water, Abeokuta 1990, <b>Nigeria</b>	(169±17) ×10 <sup>6</sup>	(217±16) ×10 <sup>6</sup>	(411±8) ×10 <sup>6</sup>	-	-	-	-	-	-	-	-	-	-	
Tap water, Owena 1991, <b>Nigeria</b>	(99±9) ×10 <sup>6</sup>	(101±7) ×10 <sup>6</sup>	nd	-	-	-	-	-	-	-	-	-	-	
Tap water, Osogbo 1991, <b>Nigeria</b>	(143±7) ×10 <sup>6</sup>	(109± 10) ×10 <sup>6</sup>	(284±10) ×10 <sup>6</sup>	-	-	-	-	-	-	-	-	-	-	
Tap water, Obafemi Avolowo Univ. Ile-Ife 1991, <b>Nigeria</b>	(323±13) ×10 <sup>6</sup>	(369±6) ×10 <sup>6</sup>	(1219±6) ×10 <sup>6</sup>	-	-	-	-	-	-	-	-	-	-	
Drinking water, Katowice, <b>Poland</b>	-	160	640	-	-	-	50	60	-	-	-	-	-	43
Tap water, <b>Portugal</b>	40	190	520	-	-	-	30	60	-	-	-	-	-	47
Bottled	nd	40	350	-	-	-	20	170	-	-	-	-	-	

mineral water, <b>Portugal</b>														
Potable tap water, <b>Czech Republic</b>	80	70	50	-	-	-	2	660	nd	-	-	-	-	48
Mineral water, Mattoni (glass bottles), <b>Czech Republic</b>	nd	nd	180	-	-	nd	nd	9780	-	-	-	-	-	
Spring water, HBSW, (PET bottles), <b>Czech Republic</b>	100	40	200	-	-	nd	2	2880	-	-	-	-	-	
Tap water, 2011-2012, <b>Taiwan</b>	1±2	2±2	35±61	-	-	-	1±2	172±304	28±77	-	81±162	11±36	-	49
Spring water, 2011-2012 Virgin mountain	2±4	2±4	43±74	-	-	-	1±2	260±636	53±155	-	42±84	9±28	-	
Ground water, 2011-2012, <b>Taiwan</b>	2±3	3±5	34±62	-	-	-	1±2	141±255	28±63	-	22±35	8±23	-	
Tap water, <b>Taiwan</b> -2011 -2012 -2013	-	-	-	-	-	-	34	131	-	-	447	-	-	50
	2	7	94	-	-	-	nd	239	48	-	69	15	-	
	nd	1	103	-	-	-	nd	192	21	-	276	12	-	
Fountain water, <b>Taiwan</b> : -2011 -2012 -2013	-	-	-	-	-	-	33	92	-	-	316	-	-	
	2	3	47	-	-	-	6	283	46	-	nd	1	-	
	2	1	12	-	-	-	nd	34	13	-	69	2	-	

Seawater (ng/L)													
Localization	DMP	DEP	DPrP	DnBP	DiBP	DMEP	DHxP	BBzP	DEHP	DnNP	DiDP	Ref.	
North Atlantic	-	-	-	nd	-	-	-	-	4.9 (0.1-6.3)	-	-	51	
Tyrrhenian sea coast SML, Dissolved/particulate, <b>Italy</b>	-	-	nq/140	223/213	188/57	-	-	-	154/1580	3/335	-	52	

Tyrrhenian sea coast (Quercianella) <b>Italy</b> SSL, dissolved/particulate	-	-	nq/20	65/57	92/15	-	-	-	97/498	2/252	-	
Tyrrhenian sea (Leghorn Harbour) <b>Italy</b> SML, dissolved/particulate	-	6/6670	8/7760	286/21200	110/29300	12/21200	156/41600	-	33000/41600	5/6960	nd/795	
Tyrrhenian sea (Leghorn Harbour) <b>Italy</b> SSL, dissolved/particulate	-	4/55	4/350	260/1990	43/400	7/220	114/365	-	194/187	3/170	nd/35	
Coast, Gulf of <b>Mexico</b>	-	-	-	74 (3.4-265)	-	-	-	-	130 (6-316)	-	-	51
Mississippi delta	-	-	-	95 (6.5-471)	-	-	-	-	70 (23-225)	-	-	
2004, <b>North Sea</b> , dissolved	0.2 (nd-0.68)	0.67 (0.03-4.0)	-	1.7 (0.45-6.6)	-	-	-	0.05 (nd-0.26)	2.2 (0.52-5.3)	-	-	31
2004, <b>North Sea</b> , particulate	0.03 (nd-0.07)	0.68 (nd-4.1)	-	0.04 (0.01-0.2)	-	-	-	0.02 (nd-0.03)	1.6 (0.16-5.8)	-	-	

Sludge (mg/kg dw)												
Localization	DMP	DEP	DnBP	DiBP	DEEP	DBEP	DcHP	BBzP	DEHP	DnOP	DMPP	Ref.
WWTP sludge, 1980-1985, <b>Canada</b>	-	-	0.2-430	-	-	-	-	-	3-215	-	-	53
Mean of 11 WWTP, <b>China</b>	0.45	2.7	1.3	-	-	-	-	3.9	21	0.72	-	54
Foshan sewage sludge, Guangdong, <b>China</b>	0.66	4.86	3.06	-	-	-	-	0.548	nd	1.34	-	55
Xi'an sewage sludge, Shanxi, <b>China</b>	0.24	0.077	0.537	-	-	-	-	0.095	10.9	nd	-	
WWTP Sludge Shanghai, <b>East China</b>	1.2 (0.065-8.5)	0.023 (0.008-0.1)	22.4 (1.2-111)	0.53 (0.13-1.38)	0.24 (nd-2.7)	0.055 (nd-0.26)	0.10 (0.039-0.19)	0.14 (nd-1.4)	97.4 (17.8-1340)	0.078 (0.01-0.86)	0.069 (nd-0.63)	56
<b>Finland</b>	nd	nd	1	-	-	-	-	<1	91-179	<1	-	35
Sewage sludge, <b>Finland</b>	-	-	-	-	-	-	-	-	60	-	-	57
Deshydrated sludges, Marne Aval, <b>France</b>	2.7±2.3	0.36±0.24	0.09±0.09	-	-	-	-	0.37±0.20	72.1±22.3	1.9±0.44	-	12
Sewage sludge, 1989, <b>Germany</b>	nd	nd	35.34 (2.3-236)	-	-	-	-	0.29 (nd-0.7)	179.18 (65.8-480.6)	-	-	58
Sewage sludge,	-	-	0.5	-	-	-	-	-	67.3	-	-	14

<b>Germany</b>			(0.2-1.7)						(27.9-154)			
Sewage sludge, <b>Greece</b>	-	-	-	-	-	-	-	-	55.1-227	-	-	59
After 62 days composting, <b>Greece</b>	-	-	-	-	-	-	-	1.64-74.3	-	-		
Lagooning sludge, <b>Marrakech, Morocco</b>	nd	nd	1.66	-	-	-	-	nd	8.67	-	-	60
Activated sludge, <b>Khouribga, Morocco</b>	0.54	nd	0.39	-	-	-	-	nd	6.26	-	-	
<b>Nigeria</b>	24.02± 21.98	25.08± 24.87	46.25± 22.39	-	-	-	-	-	139.25± 138.52	33.68± 11.36		25
<b>Spain</b>	-	-	-	-	-	-	-	-	182	-	-	61
<b>Spain</b>	-	-	-	-	-	-	-	-	26	-	-	62
Municipal sewage treatment plan (MSTP), <b>Taiwan E1; E2; E3</b>	-	-	-	-	-	-	-	-	296; 250; 213	-	-	63
MSTP after composting, <b>Taiwan E1; E2; E3</b>	-	-	-	-	-	-	-	-	44; 32; 26	-	-	

Sediment (µg/kg dw)													
Localization	DMP	DEP	DPrP	DnBP	DiBP	DMEP	DEEP	DBEP	DAIP	BBzP	DEHP	DnOP	Ref.
Lakes Shichahai, Beijing, <b>China</b>	83.6 (21.5-132.5)	11.3 (2.4-20)	4.8 (nd-8.8)	501.6 (10.2-1113.5)	338 (16.4-651.6)	119.7 (4.4-226.6)	103 (0.9-325.8)	75.1 (nd-366.9)	28.5 (nd-137.7)	90.1 (nd-286.7)	2531.9 (83.8-5754.7)	822.7 (14.5-2621.8)	10
Lakes in Summer Palace, Beijing, <b>China</b>	47.3 (32.2-60.6)	8.1 (2.3-15.2)	1.6 (0.5-2.7)	132 (44.9-224.5)	118.1 (77.7-147.2)	29.3 (17.1-43.3)	8.3 (nd-24.1)	nd	35.8 (nd-83.9)	116(8.4-223.8)	998.5 (254.3-2083.9)	299.9 (nd-599.8)	
Guanting Reservoir, Beijing, <b>China</b>	40.3 (nd-94.5)	13.7 (nd-89.5)	2.6 (nd-17.6)	130.5 (nd-570.6)	159.7 (nd-1370.3)	187.6 (nd-1773)	44.6 (1.9-374.1)	50.4 (nd-182.2)	75.3 (nd-626.7)	52 (nd-379.5)	55.4 (nd-278.4)	80.5 (6.9-257.6)	
Guangzhou, <b>China</b>	88 (1-430)	330 (28-1050)	-	370 (82-1260)	16010 (970-71200)	-	83 (nd-617)	50 (nd-100)	22 (nd-61)	80 (nd-280)	3640 (210-14160)	78 (nd-629)	6
Brandenburg, Berlin, <b>Germany</b>	-	-	-	450 (60-2080)	-	-	-	-	-	-	700 (210-8440)	-	14
Coast, Gulf of <b>Mexico</b>	-	-	-	7.6 (nd-15.3)	-	-	-	-	-	-	6.6 (3.4-14.2)	-	51

Open gulf of Mexico	-	-	-	3.4 (1.6-5.6)	-	-	-	-	-	-	2.0	-	27
Mississippi delta of Mexico	-	-	-	13 (nd-52.1)	-	-	-	-	-	-	69 (nd-248)	-	
Marais Dam, 2004-2005, Venda, South Africa	nd	160-180	-	230-720	-	-	-	-	-	-	30-600	-	
Rietvlei Dam, 2004-2005, Venda, South Africa	nd	160-200	-	230-400	-	-	-	-	-	-	20	-	
Vley Dam 2004-2005, Venda, South Africa	nd	160-270	-	210-710	-	-	-	-	-	-	20-160	-	
Nzhelele River, 2005, Venda, South Africa	nd	160	-	330-530	-	-	-	-	-	-	30	-	
Nzhelele River, 2008, Venda, South Africa	nd	160	-	190	-	-	-	-	-	-	50	-	
Mutshindudi River, 2005, Venda, South Africa	nd	170-320	-	290-890	-	-	-	-	-	-	30-1120	-	
Dzwerani River, 2005, Venda, South Africa	nd	160	-	220	-	-	-	-	-	-	40	-	
Lotanyanda River1, 2005, Venda, South Africa	nd	120	-	320	-	-	-	-	-	-	20	-	
Xikundu River 2005, Venda, South Africa	nd	170	-	310	-	-	-	-	-	-	20	-	
Mutale River 2005, Venda, South Africa	nd	160	-	290	-	-	-	-	-	-	60	-	
Luvuvhu River 2005, Venda,	nd	220	-	200	-	-	-	-	-	-	20	-	

<b>South Africa</b>													
Dzindi River 2005, Venda, South Africa	nd	160	-	360	-	-	-	-	-	-	20	-	
<b>Taiwan</b>	-	200 (100-1100)	100 (nd-1100)	6300 (300-30300)	-	-	-	-	-	200 (nd-1800)	4600 (500-23900)	-	28

Air gas phase (ng/m <sup>3</sup> )									
Localization	DMP	DEP	DnBP	DiBP	BBzP	DEHP	DnOP	Ref.	
<b>North Atlantic</b>	-	-	1.0 (0.4-2.3)	-	-	2.9 (1.4-4.1)	-	51	
German Bight, North Sea	0.3	1.6	0.53	-	0.02	0.29	-	51	
<b>Arctic</b>	0.107 (0.04-0.223)	0.406 (0.177-895)	0.287 (0.158-0.432)	0.250 (0.096-0.549)	0.043 (0.017-0.068)	0.221 (0.075-0.460)	-	1	
Inside Huachang, Pearl River Delta, China	-	-	409.8 ±23.4	515.8 ±30.4	-	13.2± 2.3	-	67	
Outside Huachang, Pearl River Delta, China	-	-	126.2 ±10.6	105.3 ±11.2	-	34.7 ±3.4	-		
Inside Xinsheng, China	-	-	282.0 ±21.7	330.3 ±23.4	-	12.4 ±2.4	-		
Outside, Xinsheng, China	-	-	66.3±7.4	68.5±6.3	-	9.8 ±1.2	-		
Daliang Courtyard, China	-	-	11.0 ±1.6	8.5±1.1	-	8.1 ±1.4	-		
Xi'an, China	501 (nd-2460)	-	590 (nd-2150)	1000 (nd-6170)	-	470 (50-1860)	-	68	
Indoor, Berlin, Germany	919 (92-5426)	722.7 (62-2189)	1081.4 (73-2793)	744.9 (45-5887)	26.6 (5-159)	155.5 (14-462)	-	64	
<b>Gulf of Mexico</b>	-	-	0.3 (0.08-0.7)	-	-	0.4 (<0.4-2.3)	-	51	
Urban, Tarragona, Spain	nd-30	-	-	nd	nd-50	nd-114000	80-400	66	
Harbour, Tarragona, Spain	nd	-	-	nd	nd-30	nd-136400	60-350		
<b>Home, Sweden</b>	18 (7.4-47)	1598 (680-3900)	925 (300-2300)	296 (140-560)	28 (6.6-97)	208 (92-530)	-	65	
<b>Day care, Sweden</b>	6.2 (2.3-14)	1246 (650-2600)	682 (330-1700)	239 (46-810)	19 (9.1-33)	267 (130-480)	-		
<b>Work, Sweden</b>	-	4.6 (2.8-7.9)	310 (110-950)	667 (420-1400)	599 (190-1200)	118 (15-320)	-		

Air particulate phase (ng/m <sup>3</sup> )							
Localization	DMP	DEP	DnBP	DiBP	BBzP	DEHP	Ref.
German Bight, North Sea	nd	0.06	0.53	-	0.05	1	31
<b>Arctic</b>	0.004 (0.001-0.008)	0.02 (0.005-0.041)	0.139 (0.075-0.189)	0.053 (0.02-0.074)	0.034 (0.018-0.056)	0.543 (0.264-0.735)	1
Inside Huachang, Pearl River Delta, <b>China</b>	-	-	114.3±10.5	50.9±5.6	-	98.2±7.3	67
Outside Huachang, Pearl River Delta, <b>China</b>	-	-	34.9±4.3	12.6±2.1	-	47.2±5.6	
Inside Xinsheng, <b>China</b>	-	-	118.1±13.4	89.3±7.6	-	72.3±5.6	
Outside, Xinsheng, <b>China</b>	-	-	18.6±3.5	17.7±2.3	-	32.6±5.9	
Daliang Courtyard, <b>China</b>	-	-	14.9±2.8	10.9±1.3	-	15.1±3.2	
Xi'an, <b>China</b>	100 (nd-1750)	-	1060 (nd-4920)	1620 (nd-7970)	-	1040 (90-4160)	68

Air dust phase (µg/g)											
Localization	DMP	DEP	DnBP	DiBP	DcHxP	BBzP	DEHP	DnOP	DiNP	DiDP	Ref.
<b>Belgium</b>	1.5 (0.3-13.7)	10 (0.2-36.9)	32.4 (12.7-113.4)	74.6 (23-231)	1.7 (50.1-968.2)	195.8 (9.7-968.2)	339 (63-841)	3.3 (nd-15.5)	162.9 (20-1561)	66 (13-172)	72
<b>Bulgaria</b>	260 (210-320)	350 (290-420)	7860 (5590-9360)	-	-	320 (280-380)	960 (790-1170)	250 (200-300)	-	-	75
Xi'an, <b>China</b>	5.66 (nd-68.84)	-	447.78 (3.6-4357.3)	900.98 (nd-7228.34)	-	-	798.61 (67.1-475.7)	-	-	-	68
Indoor, Beijing, <b>China</b>	nd-1.6	0.1-0.6	7.0-31.5	7.2-83.2	nd	0.1-1.1	47.6-883	nd-0.5	-	-	69
Indoor, Guan-gzhou, <b>China</b>	0.2-0.9	0.2-0.8	9.2-58.7	4.5-63.9	nd	0.1-12.0	56.6-949	nd-2.7	-	-	
Indoor, Jinan, <b>China</b>	nd-0.7	nd-0.3	2.3-128	2.6-19.7	nd-0.3	nd-0.1	9.9-252	nd-1.3	-	-	
Indoor Qiqihaer, <b>China</b>	0.1-0.8	nd-45.5	1.5-96.2	7.0-85.9	nd-0.1	nd-7.4	117-1380	nd-0.6	-	-	
Indoor, Urumchi, <b>China</b>	0.3-8.2	0.3-1.0	77.9-1160	6.5-87.9	nd	0.2-1.2	204-8400	0.2-45.7	-	-	
<b>Denmark</b>	-	-	-	-	-	-	3214 (400-8500)	-	-	-	73
<b>France</b>	<0.1	6.87 (nd-49.4)	55.3 (11.6-624)	118.8 (16.7-488)	-	28.2 (nd-3551)	505 (15-3505)	-	115.3 (nd-466)	<0.1 (nd-170)	71
<b>Germany</b>	1.42 (<0.1-2.83)	12.9 (1.86-368)	44.1 (22.3-511)	36.5 (27.9-358)	-	82.2 (4.4-218)	996 (547-1586)	-	113 (nd-250)	<0.1 (nd-67.7)	71
Indoor, Berlin, <b>Germany</b>	10.8 (0.25-158)	44.6 (1.4-632)	55.5 (12-141)	54.6 (11-161)	-	85.8 (4.8-816)	775.4 (231-1763)	-	-	-	64

<b>Roma, Italy</b>	<0.1 (<0.1-1.5)	6.78 (1.92-23.6)	42.8 (22.8-46.8)	180.1 (158.2-370.7)		23.6 (9-308)	434.3 (314-933)		<0.1 (nd-532)	<0.1 (nd-380)	71
<b>Slovakia</b>	<0.1	1.22-4.84	600-1029	137-149	-	3.8-5.4	1290-2124	-	146-173	<0.1	71
<b>Spain</b>	<0.1 (<0.1-0.92)	5.33 (0.09-64.6)	79.4 (48.6-201)	148.9 (66.1-409)	-	4.54 (0.81-153)	317.2 (113-2151)	-	<0.1 (nd-717)	<0.1 (nd-98.8)	71
<b>Home, Sweden</b>	0.1 (0.03-0.1)	11 (1.3-63)	130 (17-260)	6 (nd-18)	-	31 (3.1-110)	980 (130-3200)	-	-	-	65
<b>Day care, Sweden</b>	0.3 (0.01-1.5)	6.9 (1-23)	190 (38-560)	9.1 (nd-32)	-	47 (9-120)	2000 (260-5800)	-	-	-	
<b>Work, Sweden</b>	0.4 (0.05-1.2)	37 (3.7-180)	130 (20-450)	43 (nd-106)	-	19 (1.4-110)	1500 (57-3700)	-	-	-	
<b>Sweden</b>	-	31 (nd-2425)	226 (nd-5446)	97 (nd-3810)	-	319 (nd-45549)	1310 (nd-40459)	-	639 (nd-40667)	-	74
<b>UK</b>	<0.1 (<0.1-1.1)	3.5 (0.6-114.8)	52.8 (0.1-106.4)	43.2 (0.2-157.4)	-	24.5 (nd-238.9)	195.4 (0.5-416.4)	-	<0.1 (nd-337.2)	<0.1 (nd-156.6)	71
<b>Indoor, Albany, USA</b>	nd-3.3	0.7-11.8	4.5-94.5	0.7-34.4	nd-0.3	0.6-393	37.2-9650	nd-14.1	-	-	69
<b>Indoor, California, USA</b>	-	-	-	-	-	-	611 (104-2050)	-	-	-	70

PAE in milks and drinks (ng/L dw)								
Country	Milk/drinks	DMP	DEP	DnBP	DiBP	BBzP	DEHP	Ref.
Sweden	Raw milk			7300-50000		1100-2900	7000-30000	86
Canada	Raw cow milk	nd	600-630	5790-6390	na	nd	16000-215000	88
South Korea	Raw cow milk	na	nd	na	na	nd	57000	89
Canada	Human milk	na	310	870	na	na	2220	90
Germany	Human milk	na	na	800	1200	nd	3900	91
Sweden	Human milk	na	1220	1500	na	490	9000	92
Canada	Bottle water	nd	65-100	75-1717	133-481	na	52-338	94
China	Bottle water	nd	nd	46	11	nd	150	95
Italy	Drinking water	20-60	20-220	40-230	30-320	na	nd	96
China	Mineral water	230	580	5620	na	1250	930	97
France	Mineral water	nd-42	15-81	75-185		nd-27	46-358	12
France	Mineral gaseous water	10-20	19-51	65-131		nd-5	90-248	12



France	Spring water	nd-42	24-54	85-182		nd-10	90-132	12
France	Tap water	8-12	nd-30	40-51		nd-3	51-59	12
China	Soft drink	140	30	410	560	nd	800	95
China	Wine	3340	70	31800	26000	nd	3560	95
Italy	Wine	nd	nd	nd-115000	76000-119000	nd-40000	57000-76000	98
Italy	Wine	nd	nd	7300-23000	na	nd-7000	2400-16000	99
Spain	Wine	na	5500	4700	na	na	<2000	100
Italy	Commercial wine (red)	-	-	nd-5300	-	-	nd-12300	101
Italy	Commercial wine (white)	-	-	nd-6500	-	-	6500-8900	101
Italy	Vodka	-	-	13600	8200	6300	22400	101

\*na: not analyzed; nd: not detected

PAE in foods (ng/g dw)								
Country	Matrix	DMP	DEP	DnBP	DiBP	BBzP	DEHP	Ref.
	Green vegetables	-	nd-6.7	nd-30		-	nd-140	83
	Chews	nd	nd	31.47		nd	348.7	12
	Radishes	nd	nd	130.6		nd	138.0	12
	Ham	1.1	-	260		17	3300	84
	Chicken	4.9	24	760		11	670	84
	Chicken thigh	nd		126.9		nd	644.8	12
China	Sausage	1.25	1.27	6.99	12.8	nd	95.3	85
China	Sausage	na	na	na	na	na	155	85
	Fish	nd-17	nd-8.5	5-380		nd-5	2.3-290	83
	Fish terrine	nd	nd	4.82		nd	453.2	12
China	Rice	0.12	0.83	5.53	6.21	nd	19.2	85
	Basmati rice	nd	nd	9.14		0.68	156.2	12
	Sheep cheese	-	-	780		25	890	84
	Cow cheese	-	nd-7	nd-300		nd-39	41-1230	83
	Fruits	-	-	16-50		-	30-120	83
	Granny apple	17.83	23.11	35.27		nd	169.9	12
	Black raisin	2.78	12.77	35.84		nd	210.5	12
	Fruit salad	12.62	nd	36.70		2.37	146.4	12
Sweden	Yoghurt with fruit	na	na	<9	na	<4	15-37	86
	Olive oil	nd	nd	96-490		nd-1730	nd-4700	87
	Olive oil	-	-	-		340	24000	84

**Table 3S:** Contamination levels of some PAEs in biota (fishes, mammals, algae and other species). “-”: no data; nd = not detected (<LOQ)

Freshwater fish (µg/g dw)														
Localization	Species	DMP	DEP	DPrP	DnBP	DiBP	DMEP	DHxP	DcHxP	BBzP	DEHP	DnOP	DNP+DiDP	Ref.
Hong-Kong	Bighead carp	0.001	0.01	0.03	0.97	0.32	0.01	0.04	0.26	0.08	0.99	0.04	0.04	76
Hong-Kong	Grass carp	0.001	0.01	0.03	0.53	0.21	nd	0.05	0.19	0.07	0.56	0.06	0.03	
Hong-Kong	Mud carp	0.003	0.01	0.04	1.13	0.36	nd	nd	0.30	0.08	0.71	0.06	0.09	
Hong-Kong	Catfish	0.002	0.01	0.04	0.76	0.40	nd	0.05	0.39	0.10	0.45	0.04	0.04	
Hong-Kong	Grey mullet	0.002	0.01	0.02	0.58	0.22	0.05	0.04	0.16	0.07	0.45	0.02	0.05	
Hong-Kong	Mandarin fish	0.001	0.01	0.02	1.13	0.35	nd	0.03	0.15	0.06	0.20	0.03	0.03	
Hong-Kong	Rice field eel	nd	0.01	0.01	0.95	0.31	0.01	0.03	0.15	0.05	0.29	0.05	0.04	
Hong-Kong	Snakehead	0.001	0.03	0.02	1.25	0.43	nd	0.05	0.24	0.07	0.39	0.03	0.08	
Hong-Kong	Spotted snakehead	nd	0.01	0.03	1.53	0.40	0.02	0.04	0.20	0.08	0.69	0.07	0.07	
Hong-Kong	Tilapia	0.001	nd	0.02	0.64	0.24	0.01	0.04	0.19	0.05	1.56	0.03	0.04	
France	Bream <i>Abramis brama</i>		0.72-0.80								1.90-3.12			12
Ketu, Lagos, Nigeria	<i>Chrysichthys</i> sp.		0.31-0.86		0.40-1.17						0.04-0.11			77
Ketu, Lagos, Nigeria	<i>Synodontis</i> sp.		0.32-0.81		0.40-3.97						0.03-0.30			
Ketu, Lagos, Nigeria	<i>Tilapia</i> sp.		0.32-0.81		0.38-1.08						0.04-0.15			
Taiwan	<i>Oreochromis niloticus</i>	Muscle : nd-0.17 (0.026)	Muscle : nd-0.32 (0.110)		Muscle : nd-0.67 (0.225)					Muscle : nd-3.8 (0.741)	Muscle : 1.4-129.5 (33.6)	Muscle : nd-0.4 (0.078)		78
Taiwan	<i>Liza subviridis</i>	Muscle : nd-1.8 (0.267)	Muscle : nd-0.2 (0.052)		Muscle : nd-0.31 (0.098)					Muscle : nd-26.8 (6.37)	Muscle : 1.7-253.9 (61.8)	Muscle : nd-0.58 (0.109)		
Taiwan	<i>Acanthopagrus schlegeli</i>	Muscle : <0.05	Muscle : 0.33		Muscle : 0.24					Muscle : 2	Muscle : 7.7	Muscle : 0.086		
Taiwan	<i>Zacco platypus</i>	Muscle : nd	Muscle : <0.05		Muscle : :					Muscle : :	Muscle : 50.5	Muscle : :		

					0.17					nd		0.14		
Taiwan	Accrossocheilus paradoxus	Muscle : nd	Muscle : nd		Muscle : 0.79					Muscle : 0.15	Muscle : 0.57	Muscle : <0.05		

Marine fish (µg/g ww)														
Localization	Species	DMP	DEP	DPrP	DnBP	DiBP	DMEP	DHxP	DcHxP	BBzP	DEHP	DnOP	DNP+ DiDP	Ref.
Black Sea	<i>Engraulis encrasicolus</i>				Flesh: nd; Digest. tract : detected	Flesh, digest. tract : nd						Flesh: detected ; Digest. tract : detected		79
Black Sea	<i>Merlangius merlangus</i>				Flesh, digest. tract : nd	Flesh, digest. tract : nd						Flesh, digest. tract : nd		
Black Sea	<i>Mullus surmuletus</i>				Flesh, digest. tract : nd	Flesh: nd; Digest. tract : detected						Flesh, digest. tract : nd		
Black Sea	<i>Sarda sarda</i>				Flesh, digest. tract : nd	Flesh: nd; Digest. tract : detected						Flesh, digest. tract : nd		
France	Flounder <i>Platichthys flesus</i>		0.10-0.20								0.04-0.07			12
Hong-Kong	Bigeye	nd	0.01	0.02	0.43	0.16	0.01	0.04	0.26	0.05	0.79	0.03	0.06	76
Hong-Kong	Bleeker's grouper	nd	nd	0.02	0.83	0.27	nd	nd	0.16	0.06	0.68	0.04	0.05	
Hong-Kong	Golden threadfin bream	0.002	0.02	0.04	1.65	0.71	0.01	nd	0.25	0.10	0.39	0.04	0.06	
Hong-Kong	Yellow croaker	0.002	0.01	0.04	1.45	0.50	0.03	0.05	0.33	0.10	4.26	0.12	0.20	
Hong-Kong	Bartail flathead	nd	0.02	0.03	0.88	0.28	0.01	0.07	0.30	0.12	0.52	0.17	0.27	
Hong-Kong	Snubnose	nd	0.01	0.02	2.08	0.94	nd	nd	0.12	0.04	0.42	0.02	0.11	

	pompano													
Hong-Kong	Orange-spotted grouper	nd	nd	0.02	0.72	0.28	nd	0.03	0.22	0.06	0.69	0.04	0.06	
Hong-Kong	Goldspotted rabbitfish	0.002	0.01	0.02	0.75	0.32	nd	nd	0.16	0.07	0.20	0.02	0.04	
Hong-Kong	Yellow seafin	0.003	nd	0.04	0.57	0.23	nd	nd	0.22	0.11	0.27	0.04	0.08	
Hong-Kong	Tongue sole	0.001	0.01	0.03	0.88	0.29	0.01	nd	0.50	0.10	2.20	0.07	0.09	

**Marine shellfish (ng/g ww)**

Localization	Species	DMP	DEP	DPrP	DnBP	DiBP	BBzP	DEHP	DnOP	DNP+DiDP	Ref.
Sea of Marmara	Shrimp <i>Parapenaeus longirostris</i>				Flesh, digest. tract : nd	Flesh, digest. tract : nd			Flesh, digest. tract : nd		79
Hudson's Bay, Quebec	Arctic cod <i>Boreogadus saida</i>	0.0469-1.03	0.957-7.58	-	1.20-25.2	0.211-1.78	0.657-2.86	10.5-128	nd-5.08	DnNP : nd-7.65	80

**Marine mammal (ng/g ww)**

Localization	Species	DMP	DEP	DPrP	DnBP	DiBP	BBzP	DEHP	DnOP	DNP+DiDP	Ref.
Italian coasts, Italy	Basking shark							Muscle : MEHP 12.97			81
Italian coasts, Italy	Fin whales <i>Balaenoptera physalus</i>							Blubber : MEHP 57.97			
Hudson's Bay, Quebec	Beluga whale <i>Delphinapterus leucas</i>	Liver : 1.05-4.50	Liver : 11.8-50.6	-	Liver : 40.1-140	Liver : 3.15-19.8	Liver : 3.59-28.1	Liver : 6.04-4150	Liver : 0.86-23.30	Liver : DnNP nd-48.0	80

**Plankton and algae (ng/g)**

Localization	Species	DMP	DEP	DPrP	DnBP	DiBP	BBzP	DEHP	DnOP	DNP+DiDP	Ref.
Ligurian Sea	Neustonic/ planktonic samples							DEHP : 18.38±44.39 MEHP : 61.93±124.26			81
Sardinian Sea								DEHP :			

																		23.42±32.46 MEHP : 0.30±41.55				
Neighbor coast, northern <b>Taiwan</b>	Algae <i>Enteromorpha intestinalis</i>								16230-21830									5030-26270				82
Neighbor coast, northern <b>Taiwan</b>	Algae <i>Ulva fasciata</i>								14530-19830									9580-14430				
Neighbor coast, northern <b>Taiwan</b>	Algae <i>Porphyra angusta</i>								8170-17950									800-15790				
Hudson's Bay, <b>Quebec</b>	Lichen <i>Cladina rangiferina</i>	0.218-0.450	4.00-6.39	-				8.21-25.6	1.28-4.37	1.60-4.25								84.6-534	0.772-3.03	DnNP : nd-3.91	80	

\* gastrointestinal model

**Table 4S:** Degradation half-lives of PAEs in various media.

Medium	Process	DMP	DEP	DAIP	DPrP	DnBP	DiBP	BBzP	DEHP	DnOP	DiOP	610P	DiNP	711P	DUP/DTDP	BCP	ΣPAEs	Ref.
Air	OH•		22.2 h													23 h		33, 102
Atmosphere	Photooxidation	9.3-93 d	1.8-18 d	0.04-0.4 d	0.9-9 d	0.6-6 d	0.6-6 d	0.5-5 d	0.2-2 d	0.3-3 d	0.3-3 d	0.2-4 d	0.2-2 d	0.2-4 d	0.2-2 d			103
Atmosphere	Photooxidation								1 d									104
Mural painting	UV																< 8 h	11, 36
Pure culture of <i>Penicillium lilium</i>	Biodegradation								30 d									105
Water (neutral pH)	Hydrolysis	3.2 yr	8.8 yr			22 yr		> 0.3 yr	2000 yr	107 yr	157 yr							43
Marine microcosm									12-67 d									94
Water	Photolysis		2.4-12 yr			2.4-12 yr			0.12-1.5 yr									115
Water	Biodegradation (mineralization)								360 h				900 h					47, 106
River water	Biodegradation								4.5									105

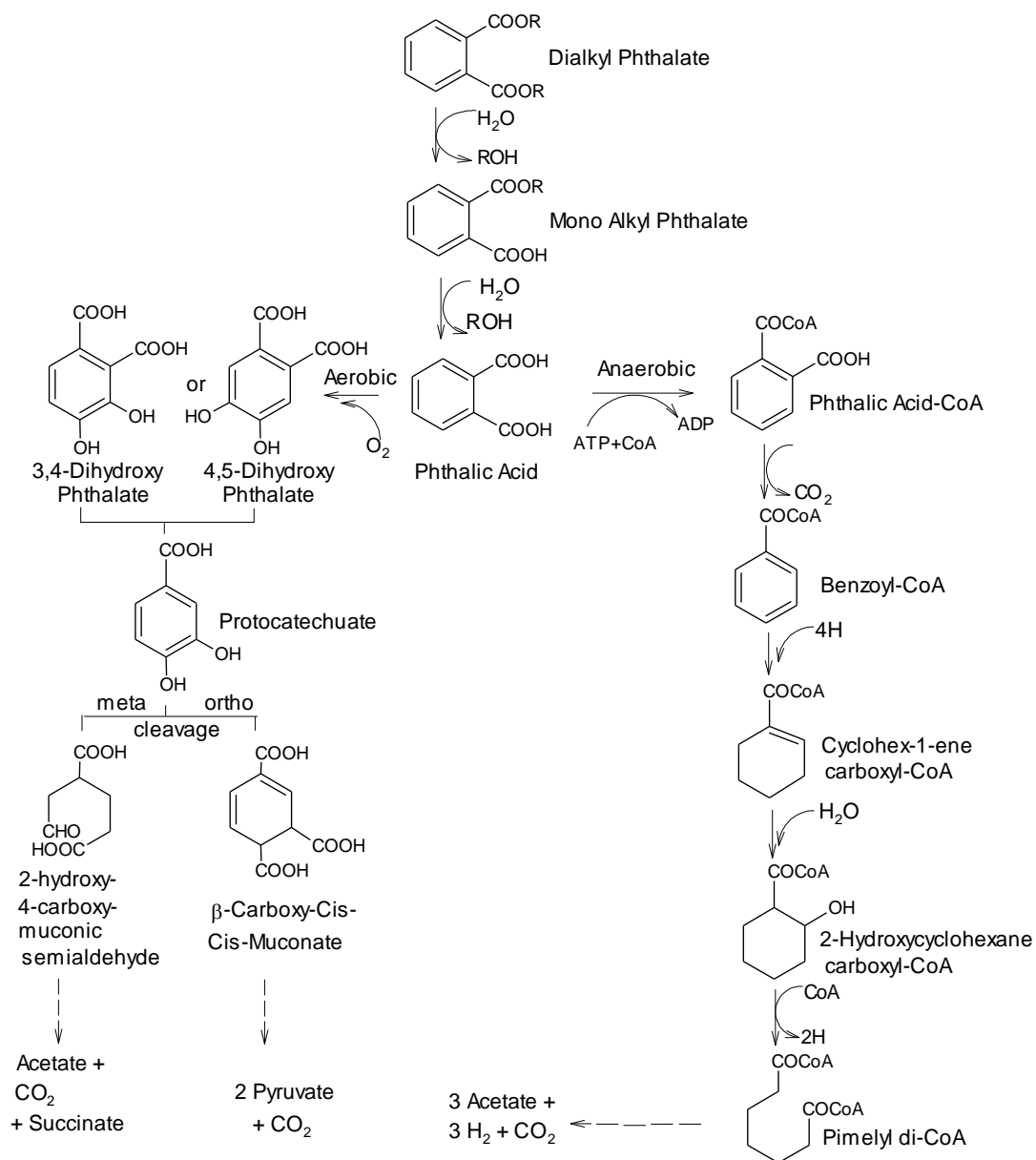
								weeks											
Mangrove sediment	Biodegradation (aerobic)					1.6-2.9 d		5.0-8.3 d											54, 55
River sediment	Biodegradation (anaerobic, 30°C, pH7)		15.4 d			9.4 d		25.7 d											56
Sediment	Primary biodegradation					3-4 weeks		3 months											57, 58
Sediment	Biodegradation							3240 h					8100 d						106
Sediment								135 d					337.5 d						47
Sediment	Biodegradation							14 d											105
Soil	Biodegradation							31-98 d											105
Soil	Biodegradation							720 h					1800 h						106
Activated sludge	Biodegradation							0.8-17 d											105
Sludge	Biodegradation (anaerobic)	<4 d				<7 d				>10 d									116
Lagooning sludge	Biodegradation (anaerobic)							45.4 d											60
Soil								30 d					75 d						47
Black soil						7.8±0.1 d		26.3±0.7 d											40
Fluvo-aquic soil						8.3±0.2 d		30.8±0.7 d											40
Fish tissue	Biodegradation		1-2 d																52, 53

h: hour ; d: day, yr: year

**Table 5S:** Bioaccumulation (BAF) and bioconcentration (BCF) factors of PAEs for some species

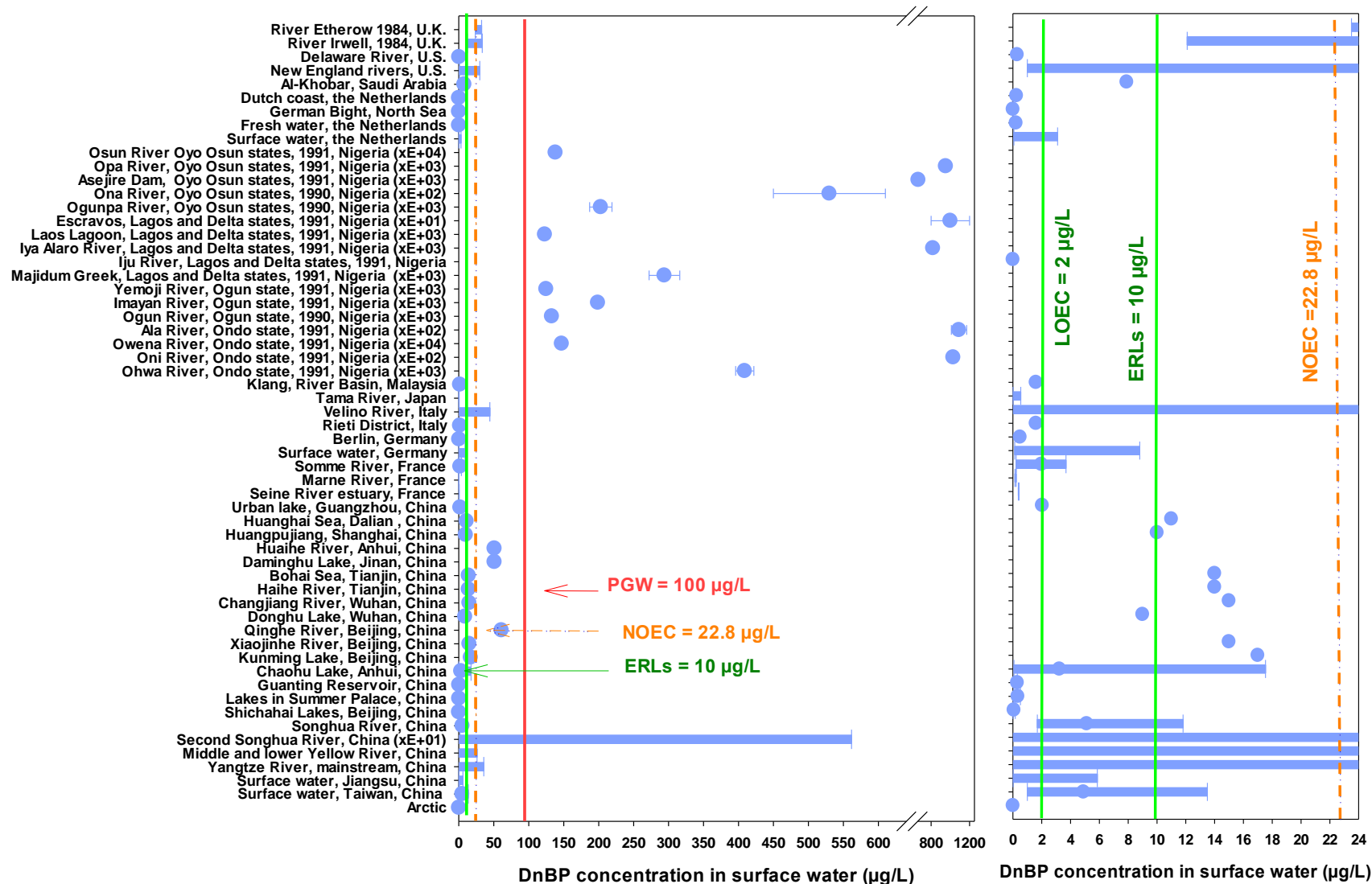
Species	Compound	Bioaccumulation factor (BAF)	Bioconcentration factor (BCF)	Time of exposition (day)	Ref.
Mammals (3 species)	DEP	0.05		-	107
	DnBP	0.05			
	BBzP	0.05			
	DEHP	0.05			
	DnOP	0.05			
Invertebrates (5 species)	DEP	0.0024		-	107
	DnBP	0.24			
	BBzP	0.12			
	DEHP	0.19			
	DnOP	2400			
<i>Chironomus plumosus</i> (mudworm)	DnBP	-	714	7	108
	DEHP		350		
<i>Chironomus</i> (larva)	DnBP		0.7		109
	DEHP		264		
Fishes (5 species)	DEP		120	-	107
	DnBP		5100		
	BBzP		660		
	DEHP		310		
	DnOP		9300		
<i>Lepomis macrochirus</i> (blue perch sun)	DMP	-	57	28	110
	DEP		117		
	BBzP		663		
	DEHP		114		
Sunfish	DnBP		172		109
	BBzP		663		
Cyprinid	DnBP		1		109
	BBzP		3.6		
Salmonid	DEHP		1.6		109
<i>Physa</i> (mollusc)	BBzP		100		109
	DEHP		315		
<i>Daphnia magna</i> (shellfish)	DEHP	-	190-330	21	111
<i>Gammarus pseudolimnaes</i> (shellfish)	DnBP	-	6700	14	108
<i>Pimephales promelas</i> (fathead minnow)	DEHP	-	553	200	112
<i>Oedogonium species</i> (green algae)	DEHP	-	53890	33	113
<i>Selenastrum capricornutum</i> (green algae)	DnBP	-	5475	1	114

**Figure 1S:** General biodegradation pathway for PAEs in the environment according to Staples et al., 1997.

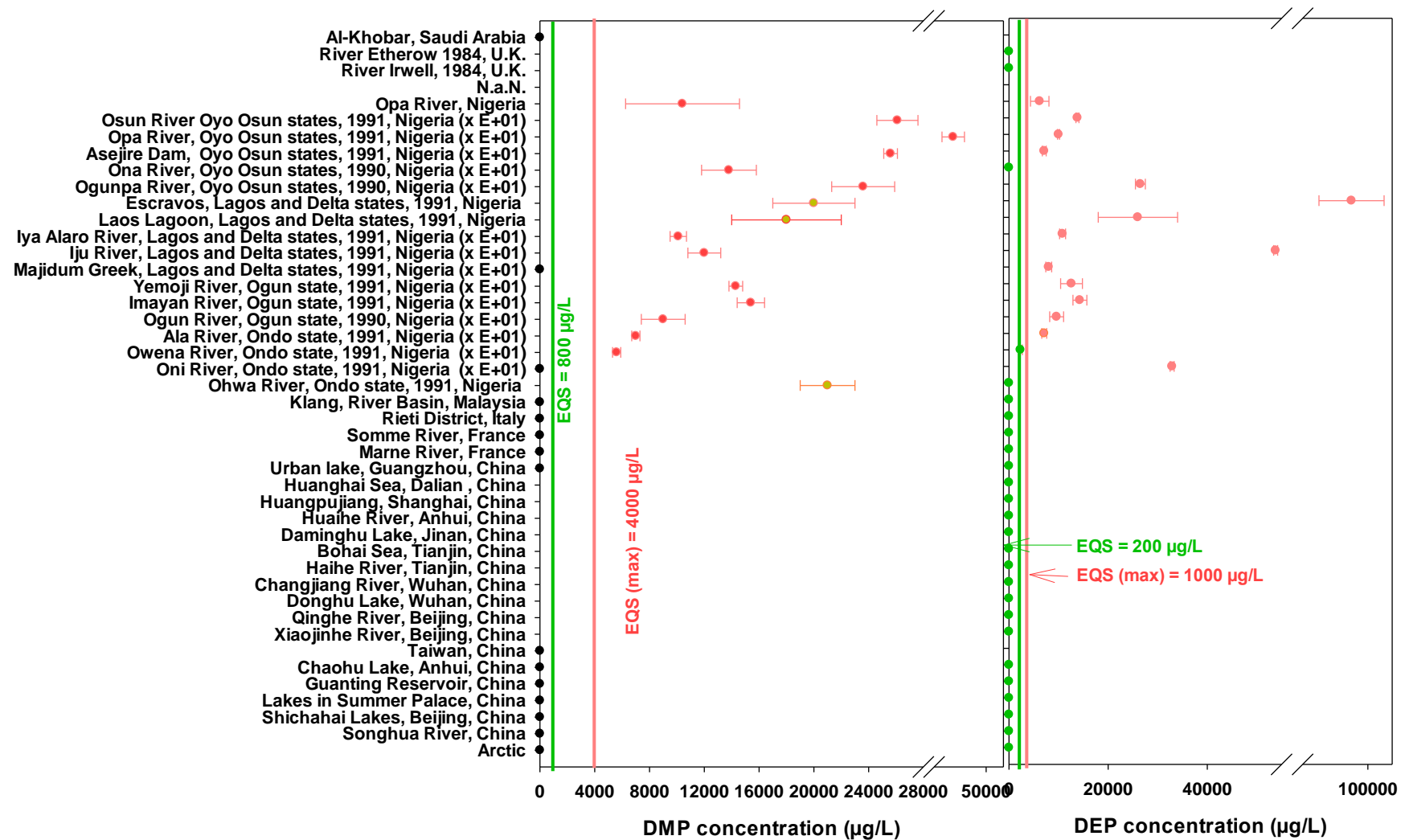




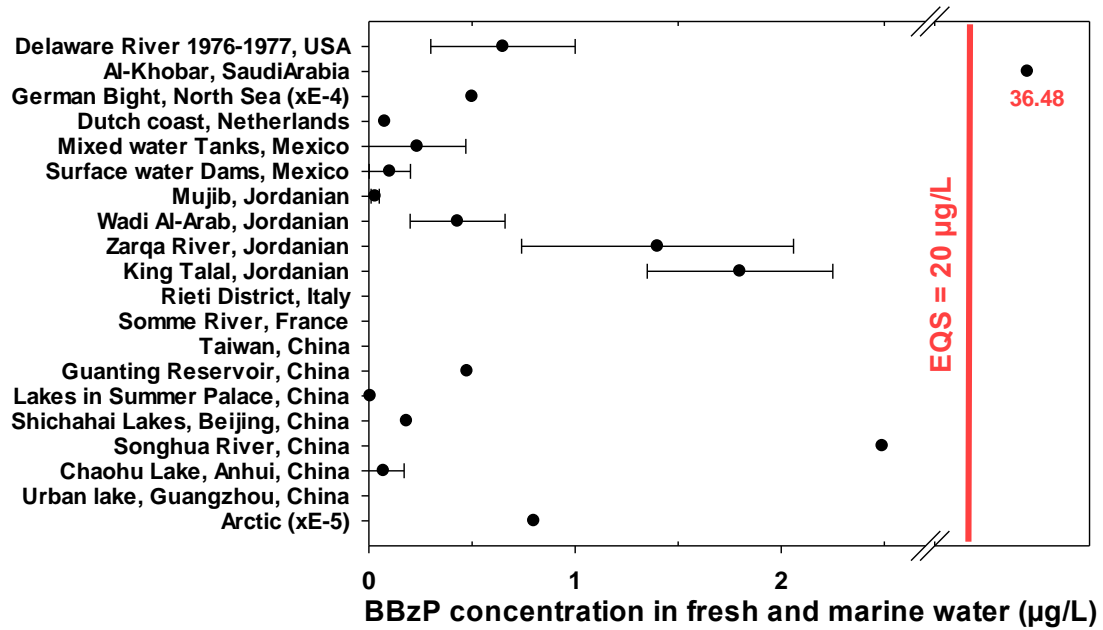
**Figure 2S:** Worldwide contamination levels of DnBP in fresh and marine water compared to the LOEC, ERLs, NOEC and PGW values (Detailed values and references are given in Table 2S).



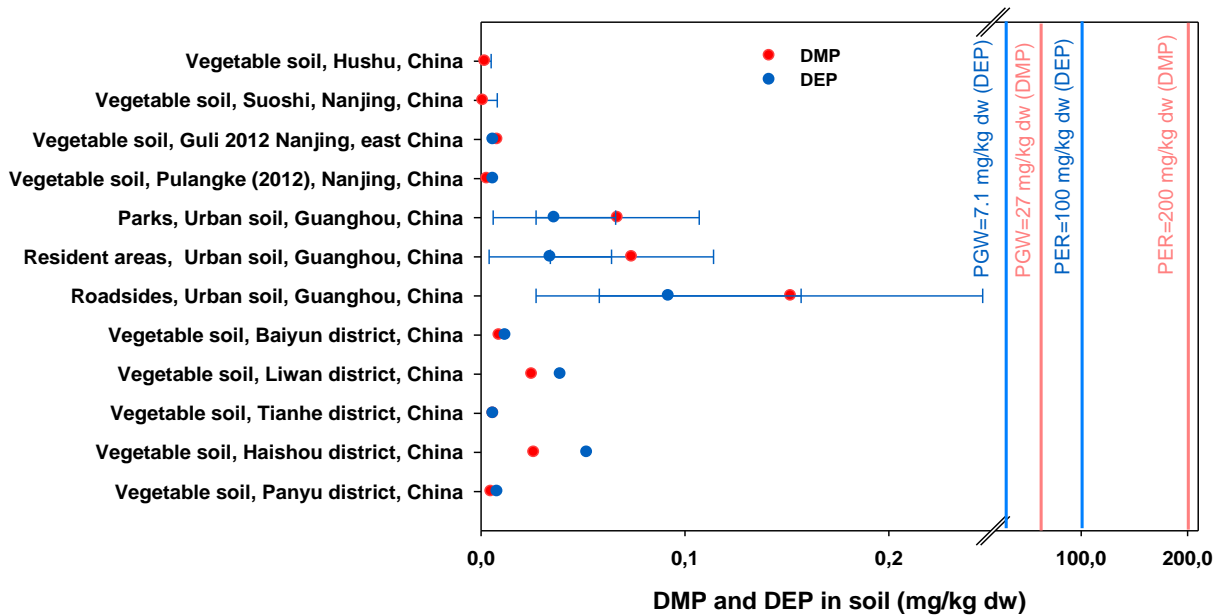
**Figure 3S:** Worldwide contamination levels of DMP and DEP in surface water compared to the EQS and EQS (max) values (Detailed values and references are given in Table 2S).



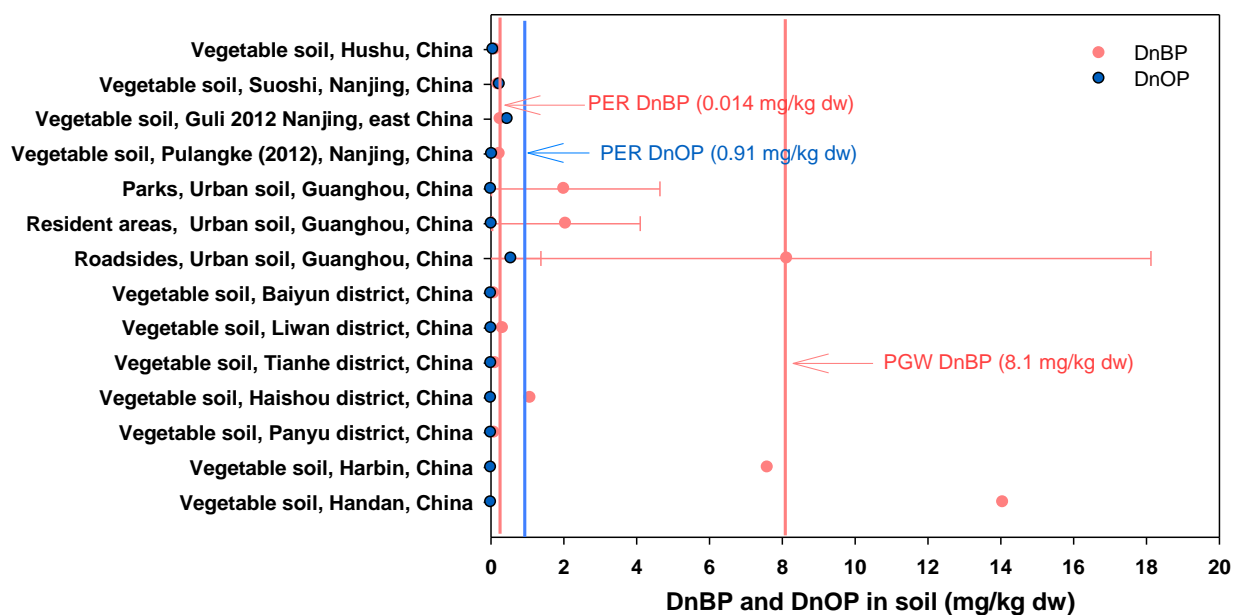
**Figure 4S:** Worldwide contamination levels of BBzP in surface water compared to the EQS values (Detailed values and references are given in Table 2S).



**Figure 5S:** Contamination levels of DMP and DEP in soil compared to the limiting values for the PER and PGW (Detailed values and references are given in Table 2S).



**Figure 6S:** Contamination levels of DMP and DEP in soil compared to the limiting values for the PER and PGW (Detailed values and references are given in Table 2S).



## References

- (1) Xie, Z.; Ebinghaus, R.; Temme, C.; Lohmann, R.; Cara, A.; Ruck, W. Occurrence and air-sea exchange of phthalates in the Arctic. *Environ. Sci. Technol.* **2007**, 41(13), 4555-4560.
- (2) Sun, X.-J.; Welz, B.; Sperling, M. Determination of lead in wine by the FIAS-FAAS combination on-line preconcentration system. *Chem. J. Chinese Univ.* **1996**, 17(8), 1219-1221.
- (3) Soylak, M. Determination of trace amounts of copper in high-purity aluminum samples after preconcentration on an activated carbon column. *Fresenius Environ. Bull.* **1998**, 7(7-8), 383-387.
- (4) Manzoori, J. L.; Karim-Nezhad, G. Development of a cloud point extraction and preconcentration method for Cd and Ni prior to flame atomic absorption spectrometric determination. *Anal. Chim. Acta* **2004**, 521(2), 173-177.
- (5) Wang, Z.; Jing, M.; Lee, F. S.; Wang, X. Synthesis of 8-hydroxyquinoline bonded silica (SHQ) and its application in flow injection-inductively coupled plasma mass spectrometry analysis of trace metals in seawater. *Chinese J. Anal. Chem.* **2006**, 34(4), 459-462.

- (6) Zeng, F.; Cui, K.; Xie, Z.; Liu, M.; Li, Y.; Lin, Y.; Zeng, Z.; Li, F. Occurrence of phthalate esters in water and sediment of urban lakes in a subtropical city, Guangzhou, South China. *Environ. Int.* **2008**, *34*, 372-380.
- (7) He, W.; Qin, N.; Kong, X.; Liu, W.; He, Q.; Ouyang, H.; Yang, C.; Jiang, Y.; Wang, Q.; Yang, B.; Xu, F. Spatio-temporal distributions and the ecological and health risks of phthalate esters (PAEs) in the surface water of a large, shallow Chinese lake. *Sci. Total Environ.* **2013**, 461-462, 672-680.
- (8) Wu, X.; Hong, H.; Liu, X.; Guan, W.; Meng, L.; Ye, Y.; Ma, Y. Graphene-dispersive solid-phase extraction of phthalate acid esters from environmental water. *Sci. Total Environ.* **2013**, *444*, 224-230.
- (9) Gao, D.; Li, Z.; Wen, Z.; Ren, N. Occurrence and fate of phthalate esters in full-scale domestic wastewater treatment plants and their impact on receiving waters along the Songhua River in China. *Chemosphere* **2014**, *95*, 24-32.
- (10) Zheng, X.; Zhang, B.-T.; Teng, Y. Distribution of phthalate acid esters in lakes of Beijing and its relationship with anthropogenic activities. *Sci. Total Environ.* **2014**, 476-477 107-113.
- (11) Baig, J. A.; Kazi, T. G.; Shah, A. Q.; Arain, M. B.; Afridi, H. I.; Kandhro, G. A.; Khan, S. Optimization of cloud point extraction and solid phase extraction methods for speciation of arsenic in natural water using multivariate technique. *Anal. Chim. Acta* **2009**, *651*(1), 57-63.
- (12) Dargnat, C.; Teil, M. J.; Chevreuil, M.; Blanchard, M. Phthalate removal throughout wastewater treatment plant: case study of Marne Aval station (France). Review. *Sci. Total Environ.* **2009**, *407*(4), 1235-1244.
- (13) Net, S.; Dumoulin, D.; El-Osmani, R.; Rabodonirina, S.; Ouddane, B. Case study of PAHs, Me-PAHs, PCBs, phthalates and pesticides contamination in the Somme River water, France. *Int. J. Environ. Res.* **2014**, *8*(4):1159-1170.
- (14) Fromme, H.; Kuchler, T.; Otto, T.; Pilz, K.; Müller, J.; Wenzel, A. Occurrence of phthalates and bisphenol A and F in the environment. *Water Res.* **2002**, *36*(6), 1429-1438.
- (15) Nascentes, C. C.; Arruda, M. A. Z. Cloud point formation based on mixed micelles in the presence of electrolytes for cobalt extraction and preconcentration. *Talanta* **2003**, *61*(6), 759-768.
- (16) Vitali, M.; Guidotti, M.; Macilenti, G.; Cremisini, C. Phthalate esters in freshwaters as markers of contamination sources - a site study in Italy. *Environ. Int.* **1997**, *23*, 337-347.
- (17) Bayrak, Y.; Yesiloglu, Y.; Gecgel, U. Adsorption behavior of Cr(VI) on activated hazelnut shell ash and activated bentonite. *Microporous and Mesoporous Materials* **2006**,

- 91(1-3), 107-110.(18) Liu, P.; Pu, Q.; Su, Z. Synthesis of silica gel immobilized thiourea and its application to the on-line preconcentration and separation of silver, gold and palladium. *Analyst* **2000**, 125(1), 147-150.
- (19) Tahboub, Y. R.; Zaater, M. F.; Khater, D. F. Semi-volatile organic pollutants in Jordanian surface water. *Arabian Journal of Chemistry* **2014**. doi: 10.1016/j.arabjc.2014.01.011.
- (20) Tan, G. H. Residue levels of phthalate esters in water and sediment samples from the Klang River basin. *Bull. Environ. Contam. Toxicol.* **1995**, 54, 171-176.
- (21) Félix-Cañedo, T. E.; Durán-Alvarez, J. C.; Jiménez-Cisneros, B. The occurrence and distribution of a group of organic micropollutants in Mexico City's water sources. *Sci. Total Environ.* **2013**, 454-455, 109-118.
- (22) Peijnenburg, W. J. G. M.; Struijs, J. Occurrence of phthalate esters in the environment of the Netherlands. *Ecotoxicol. Environ. Saf.* **2006**, 63, 204-215.
- (23) Shokrollahi, A.; Ghaedi, M.; Gharaghani, S.; Fathi, M. R.; Soylak, M. Cloud point extraction for the determination of copper in environmental samples by flame atomic absorption spectrometry. *Quimica Nova.* **2008**, 31(1), 70-74.
- (24) Fatoki, O. S.; Ogunfowokan, A. O. Determination of phthalate ester plasticizers in the aquatic environment of southwestern Nigeria. *Environ. Intern.* **1993**, 19, 619-623.
- (25) Ogunfowokan, A. O., Torto, N.; Adenuga, A. A.; Okoh E. K. Survey of levels of phthalate ester plasticizers in a sewage lagoon effluent and a receiving stream. *Environ. Monit. Assess.* **2006**, 118(1-3), 457-480.
- (26) Mousa, A.; Basheer, C.; Al-Arfaj, A. R. Application of electro-enhanced solid-phase microextraction for determination of phthalate esters and bisphenol A in blood and seawater samples. *Talanta* **2013**, 115, 308-313.
- (27) Fatoki, O. S.; Bornman, M.; Ravandhalala, L.; Chimuka, L.; Genthe, B.; Adeniyi, A. *Phthalate ester plasticizers in freshwater systems of Venda, South Africa and potential health effects*. ISSN 1816-7950 (On-line) Water SA 36(1), January 2010.
- (28) Yuan, S. Y.; Liu, C.; Liao, C. S.; Chang, B. V. Occurrence and microbial degradation of phthalate esters in Taiwan river sediments. *Chemosphere* **2002**, 49(10), 1295-1299.
- (29) Fatoki, O. S.; Vernon, F. Phthalate esters in rivers of the Greater Manchester area. UK. *Sci. Total Environ.* **1990**, 95, 227-232.
- (30) Hites, R. A. Analysis of trace organic compounds in New England Rivers. *J. Chromatogr. Sci.* **1973**, 11(11), 570-574.

- (31) Xie, Z.; Ebinghaus, R.; Temme, C.; Caba, A.; Ruck, W. Atmospheric concentrations and air-sea exchanges of phthalates in the North Sea (German Bight). *Atmos. Environ.* **2005**, *39*, 3209-3219.
- (32) Vethaak, A. D.; Lahr, J.; Schrap, S. M.; Belfroid, A. C.; Rijs, G. B. J.; Gerritsen, A.; de Boer, J.; Bulder, A. S.; Grinwis, G. C.; Kuiper, R. V.; Legler, J.; Murk, T. A.; Peijinburg, W.; Verhaar, H. J.; de Voogt, P. An integrated assessment of estrogenic contamination and biological effects in the aquatic environment of the Netherlands. *Chemosphere* **2005**, *59*, 511-524.
- (33) Tan, B. L. L.; Hawker, D. W.; Müller, J. F.; Leush, F. D. L.; Tremblay, L.A.; Chapman, H. F. Stir bar sorptive extraction and trace analysis of selected endocrine disruptors in water, biosolids and sludge samples by thermal desorption with gas chromatography-mass spectrometry. *Water Res.* **2008**, *42*, 404-412.
- (34) Barnabé, S.; Beauchesne, I.; Cooper, D. G.; Nicell, J. A. Plasticizers and their degradation products in the process streams of a large urban physicochemical sewage treatment plant. *Water Res.* **2008**, *42*(1-2), 153-162.
- (35) Martinen, S. K.; Kettunen, R. H.; Rintala, J. A. Occurrence and removal of organic pollutants in sewages and landfill leachates. *Sci. Tot. Environ.* **2003**, *301*(1-3), 1-12.
- (36) Félix-Cañedo, T. E.; Durán-Alvarez, J. C.; Jiménez-Cisneros, B. The occurrence and distribution of a group of organic micropollutants in Mexico City's water sources. *Sci. Total Environ.* **2013**, *454-455*, 109-118.
- (37) Vethaak, A. D.; Lahr, J.; Schrap, S. M.; Belfroid, A. C.; Rijs, G. B. J.; Gerritsen, A.; de Boer, J.; Bulder, A. S.; Grinwis, G. C.; Kuiper, R. V.; Legler, J.; Murk, T. A.; Peijinburg, W.; Verhaar, H. J.; de Voogt, P. An integrated assessment of estrogenic contamination and biological effects in the aquatic environment of the Netherlands. *Chemosphere* **2005**, *59*, 511-524.
- (38) Gaspéri, J.; Garnaud, S.; Rocher, V.; Moilleron, R. Polluants prioritaires dans les eaux usées et les rejets urbains de temps de pluie. *Techniques - Sciences - Methodes* **11/2008**; *11*, 49-70.
- (39) Tran, B. C.; Teil, M. J.; Blanchard, M.; Alliot, F.; Chevreuil, M. BPA and phthalate fate in a sewage network and an elementary river of France. Influence of hydroclimatic conditions. *Chemosphere* **2015**, *119*, 43-51.
- (40) Oliver, R.; May, E.; Williams, J. The occurrence and removal of phthalates in a trickle filter STW. *Water Res.* **2005**, *39*(18), 4436-4444.

- (41) Liu, H.- C.; Den, W.; Chan, S.- F.; Kin, K. T. Analysis of trace contamination of phthalate esters in ultrapure water using a modified solid-phase extraction procedure and automated thermal desorption-gas chromatography/mass spectrometry. *J. Chromatogr. A* **2008**, 1188, 286-294.
- (42) Dévier, M- H.; Le Menach, K.; Viglino, L.; Di Gioia, L.; Lachassagne, P.; Budzinski, H. Ultra-trace analysis of hormones, pharmaceutical substances, alkylphenols and phthalates in two French natural mineral waters. *Sci. Total Environ.* **2013**, 443, 621-632.
- (43) Luks-Betlej, K.; Popp, P.; Janoszka, B.; Paschke, H. Solid-phase microextraction of phthalates from water. *J. Chromatogr. A* **2001**, 938(1-2), 93-101.
- (44) Psillakis, E.; Kalogerakis, N. Hollow-fibre liquid-phase microextraction of phthalate esters from water. *J. Chromatogr. A* **2003**, 999(1-2), 145-153.
- (45) Das, M. T.; Ghosh, P.; Thakur, I. S. Intake estimates of phthalate esters for South Delhi population based on exposure media assessment. *Environ. Pollut.* **2014**, 189, 118-125.
- (46) Ishida, M.; Suyama, S.; Adachi, S. Background contamination by phthalates commonly encountered in the chromatographic analysis of lipid samples. *J. Chromatogr. A* **1980**, 189, 421-424.
- (47) Serôdio, P.; Nogueira, J. M. F. Considerations on ultra-trace analysis of phthalates in drinking water. *Water Res.* **2006**, 40(13), 2572-2582. (48) Prokúpková, G.; Holadová, K.; Poustka, J.; Hajšlová, J. Development of a solid-phase microextraction method for the determination of phthalic acid esters in water. *Anal. Chim. Acta* **2002**, 457(2), 211-223.
- (48) Prokúpková, G.; Holadová, K.; Poustka, J.; Hajšlová, J. Development of a solid-phase microextraction method for the determination of phthalic acid esters in water. *Anal. Chim. Acta* **2002**, 457(2), 211-223.
- (49) Liou, S. H.; Yang, G. C. C.; Wang, C. L.; Chiu, Y. H. Monitoring of PAEMs and beta-agonists in urine for a small group of experimental subjects and PAEs and beta-agonists in drinking water consumed by the same subjects. *J. Hazard. Mater.* **2014**, 277, 169-179.
- (50) Yang, G. C. C., Yen, C. -H.; Wang, C. L. Monitoring and removal of residual phthalate esters and pharmaceuticals in the drinking water of Kaohsiung City, Taiwan. *J. Hazard. Mater.* **2014**, doi: 10.1016/j.jhazmat.2014.03.005.
- (51) Giam, C. S.; Chan, H. S.; Neff, G. S.; Atlas, E. L. Phthalate esters plasticizers: a new class of marine pollutant. *Science* **1978**, 199(4327), 419-421.
- (52) Cincinelli, A.; Stortini, A. M.; Perugini, M.; hecchini, L.; Lepri, L. Organic pollutants in sea-surface microlayer and aerosol in the coastal environment of Leghorn (Tyrrhenian Sea). *Marine Chemistry* **2001**, 76, 77-98.



- (53) Webber, M. D.; Lesage, S. Organic contaminants in Canadian municipal sludges. *Waste Manage Res.* **1989**, 7, 63-82.
- (54) Cai, Q. Y.; Mo, C. H.; Wu, Q. T.; Zeng, Q. Y.; Katsoyiannis, A. Occurrence of organic contaminants in sewage sludges from eleven wastewater treatment plants, China. *Chemosphere* **2007**, 68(9), 1751-1762.
- (55) Cai, Q. Y.; Mo, C. H.; Lu, H.; Zeng, Q. Y., Wu, Q. T.; Li, Y. W. Effect of composting on the removal of semivolatile organic chemicals (SVOCs) from sewage sludge. *Bioresour. Technol.* **2012**, 126, 453-457.
- (56) Meng, X. Z.; Wang, Y.; Xiang, N.; Chen, L.; Liu, Z.; Wu, B.; Dai, X.; Zhang, Y.-H.; Xie, Z.; Ebinghaus, R. Flow of sewage sludge-borne phthalate esters (PAEs) from human release to human intake: Implication for risk assessment of sludge applied to soil. *Sci. Total Environ.* **2014**, 476-477, 242-249.
- (57) Marttinen, S. K.; Hänninen, K.; Rintala, J. A. Removal of DEHP in composting and aeration of sewage sludge. *Chemosphere* **2004**, 54(3), 265-272.
- (58) Zurmühl, T. Development of a method for the determination of phthalate esters in sewage sludge including chromatographic separation from polychlorinated biphenyls, pesticides and polyaromatic hydrocarbons. *Analyst* **1990**, 115(9), 1171-1175.
- (59) Pakou, C.; Kornaros, M.; Stamatelatou, K.; Lyberatos, G. On the fate of LAS, NPEOs and DEHP in municipal sewage sludge during composting. *Bioresour. Technol.* **2009**, 100, 1634-1642.
- (60) Amir, S.; Hafidi, M.; Merlina, G.; Hamdi, H.; Jouraiphy, A.; El Gharous, M.; Revel, J. C. Fate of phthalic acid esters during composting of both lagooning and activated sludges. *Process. Biochem.* **2005**, 40(6), 2183-2190.
- (61) Bagó, B.; Martín, Y.; Mejía, G.; Broto-Puig, F.; Díaz-Ferrero, J.; Agut, M.; Comellas, L. Di-(2-ethylhexyl) phthalate in sewage sludge and post-treated sludge: quantitative determination by HRGC-MS and mass spectral characterization. *Chemosphere* **2005**, 59(8), 1191-1195.
- (62) Abad, E.; Martínez, K.; Planas, C.; Palacios, O.; Caixach, J.; Rivera, J. Priority organic pollutant assessment of sludges for agricultural purposes. *Chemosphere* **2005**, 61(9), 1358-1369.
- (63) Cheng, H.F; Kumar, M.; Lin, J.G. Degradation kinetics of di-(2-ethylhexyl) phthalate (DEHP) and organic matter of sewage sludge during composting. *J. Hazard. Mater.* **2008**, 154, 55-62.

- (64) Weschler, C. J.; Salthammer, T.; Fromme, H. Partitioning of phthalates among the gas phase, airborne particles and settled dust in indoor environments. *Atmos. Environ.* **2008**, *42*, 1449-1460.
- (65) Bergh, C.; Torgrip, R.; Emenius, G.; Ostman, C. Organophosphate and phthalate esters in air and settled dust - a multi-location indoor study. *Indoor Air* **2011**, *21*(1), 67-76.
- (66) Aragon, M.; Borrull, F.; Marce, R. M. Thermal desorption-gas chromatography-mass spectrometry method to determine phthalate and organophosphate esters from air samples. *J. Chromatogr. A* **2013**, *1303*, 76-82.
- (67) Huang, D- Y.; Zhou, S- G.; Hong, W.; carrillo, W- F., Tao, L. Pollution characteristics of volatile organic compounds, polycyclic aromatic hydrocarbons and phthalate esters emitted from plastic wastes recycling granulation plants in Xingtian Town, South China. *Atmos. Environ.* **2013**, *71*, 327-334.
- (68) Wang, X.; Tao, W.; Xu, Y.; Feng, J.; Wang, F. Indoor phthalate concentration and exposure in residential and office buildings in Xi'an, China. *Atmos. Environ.* **2014**, *87*, 146-152.
- (69) Guo, Y.; Kannan, K. Comparative assessment of human exposure to phthalate esters from house dust in China and the United States. *Environ. Sci. Technol.* **2011**, *45*(8), 3788-3794.
- (70) Hwang H.- M.; Park, E.- K.; Young, T. M.; Hammock, B. D. Occurrence of endocrine-disrupting chemicals in indoor dust. *Sci. Total Environ.* **2008**, *404*(1), 26-35.
- (71) Santillo, D.; Labunska, I.; Fairley, M.; Johnston, P. *Consuming chemicals #2: Hazardous chemicals in house dusts as indicators of chemical exposure in the home. Greenpeace Research Laboratories Technical Note, GRL-TN-02-2003, Greenpeace Research Laboratories, Exeter, UK, 2003.*
- (72) Al Bitar, F. *Hazardous chemicals in Belgian House Dust. Brussel: Greenpeace Belgium; 2004.*
- (73) Clausen, P. A.; Bille, R. L. L.; Nilsson, T.; Hansen, V.; Svensmark, B.; Bøwadt, S. Simultaneous extraction of di(2-ethylhexyl)phthalate and nonionic surfactants from house dust: concentrations in floor dust from 15 Danish schools. *J Chromatogr A* **2003**, *986*, 179-90.
- (74) Bornehag, C. G.; Sundell, J.; Weschler, C. J.; Sigsgaard, T.; Lundgren, B.; Hasselgren, M.; Hägerhed-Engman, L. The association between asthma and allergic symptoms in children and phthalates in house dust: a nested case-control study. *Environ. Health Perspect.* **2004**, *112*(14), 1393-1397.

- (75) Kolarik, B.; Naydenov, K.; Larsson, M.; Bornehag, C.G.; Sundell, J. The association between phthalates in dust and allergic diseases among Bulgarian children. *Environ Health Perspect* **2008**, 116, 98-103.
- (76) Cheng, Z.; Nie, X.P.; Wang, H.S.; Wong, M.H. Risk assessments of human exposure to bioaccessible phthalate esters through market fish consumption. *Environ. Int.* **2013**, 57-58, 75-80.
- (77) Adeniyi, A. A.; Okedeyi, O. O.; Yusuf, K. A. Flame ionization gas chromatographic determination of phthalate esters in water, surface sediments and fish species in the Ogun river catchments, Ketu, Lagos, Nigeria. *Environ. Monit. Assess.* **2011**, 172(1), 561-569.
- (78) Huang, P.C.; Tien, C.J.; Sun, Y.M.; Hsieh, C.Y.; Lee C.C. Occurrence of phthalates in sediment and biota: Relationship to aquatic factors and the biota-sediment accumulation factor. *Chemosphere* **2008**, 73, 539-544.
- (79) Güven, K. C.; Coban, B. Phthalate pollution in fish *Sarda sarda*, *Engraulis encrasicolus*, *Mullus surmuletus*, *Merlangius merlangus* and shrimp *Parapenaeus longirostris*. *J. Black Sea/Mediterranean Environment* **2013**, 19(2), 185-189.
- (80) Morin, A. Distribution of phthalate esters in a marine mammal food chain from Canada's Eastern Arctic. **2003**, Master report.
- (81) Fossi, M. C.; Panti, C.; Guerranti, C.; Coppola, D.; Giannetti, M.; Marsili, L.; Minutoli, R. Are baleen whales exposed to the threat of microplastics? A case of study of the Mediterranean fin whale (*Balaenoptera physalus*). *Mar. Pollut. Bull.* **2012**, 64, 2374-2379.
- (82) Chen, C. Y. Biosynthesis of di-(2-ethylhexyl) phthalate (DEHP) and di-n-butyl phthalate (DBP) from red alga – *Bangia atropurpurea*. *Wat. Res.* **2004**, 38(4), 1014-1018.
- (83) Wormuth, M.; Scheringer, M.; Vollenweider, M.; Hungerbühler K. What are the sources of exposure to eight frequently used phthalic acid esters in Europeans? *Risk Anal.* **2006**, 26(3), 803-824.
- (84) Peters, R. J. B. **2006**. Man-made chemicals in food products, TNO Built Environment and Geosciences, Godalming, UK.
- (85) Guo, Y.; Zhang, Z. F.; Liu, L. Y.; Li, Y. F.; Ren, N. Q.; Kannan, K. Occurrence and profiles of phthalates in foodstuffs from China and their implications for human exposure. *J. Agric. Food Chem.* **2012**, 60, 6913-6919.
- (86) Sørensen, L. K. Determination of phthalates in milk and milk products by liquid chromatography/tandem mass spectrometry. *Rapid Commun. Mass Spectrom.* **2006**, 20(7), 1135-1143.

- (87) Cavaliere, B.; Macchione, B.; Sindona, G.; Tagarelli, A. Tandem mass spectrometry in food safety assessment: The determination of phthalates in olive oil. *J. Chromatogr. A* **2008**, 1205, 137-143.
- (88) Feng, Y-L.; Zhu, J.; Sensenstein, R. Development of a headspace solid-phase microextraction method combined with gas chromatography mass spectrometry for the determination of phthalate esters in cow milk. *Anal. Chim. Acta* **2005**, 538(1), 41-48.
- (89) Kim, M.; Yun, S. J.; Chung, G-S. Determination of phthalates in raw bovine milk by gas chromatography/time-of-flight mass spectrometry (GC/TOF-MS) and dietary intakes. *Food Additives & Contaminants : Part A* **2009**, 26(1), 134-138.
- (90) Zhu, J.; Phillips, S. P.; Feng, Y. L.; Yang, X. Phthalate esters in human milk: concentration variations over a 6-month postpartum time. *Environ. Sci. Technol.* **2006**, 40(17), 5276-5281.
- (91) Fromme, H.; Gruber, L.; Seckin, E.; Raab, U.; Zimmermann, S.; Kiranoglu, M.; Schlummer, M.; Schwegler, U.; Smolic, S.; Völkel, W.; for the HBMnet. Phthalates and their metabolites in breast milk - Results from the Bavarian Monitoring of Breast Milk (BAMBI). *Environ. Int.* **2011**, 37(4), 715-722, doi: 10.1016/j.envint.2011.02.008.
- (92) Högberg, J.; Hanberg, A.; Berglund, M.; Skerfving, S.; Remberger, M.; Calafat, A. M.; Filipsson, A. F.; Jansson, B.; Johansson, N.; Appelgren, M.; Hakansson, H. Phthalate diesters and their metabolites in human breast milk, blood or serum, and urine as biomarkers of exposure in vulnerable populations. *Environ. Health Perspect.* **2008**, 116, 334-339.
- (93) Davey, E. W.; Perez, K. T.; Soper, A. E.; Lackie, N. F.; Morrison, G. E.; Johnson, R. L.; Heltshe, J. F. Significance of the surface microlayer to the environmental fate of di(2-ethylhexyl)phthalate predicted from marine microcosms. *Mar. Chem.* **1990**, 31(4), 231-270.
- (94) Cao, X. L. Determination of phthalates and adipate in bottled water by headspace solid-phase microextraction and gas chromatography/mass spectrometry. *J. Chromatogr. A* **2008**, 1178, 231-238.
- (95) Guo, Y.; Zhang, Z.; Liu, L.; Li, Y.; Ren, N.; Kannan, K. Occurrence and profiles of phthalates in foodstuffs from China and their implications for human exposure. *J. Agric. Food Chem.* **2012**, 60(27), 6913-6919.
- (96) Montuori, P.; Jover, E.; Morgantini, M.; Bayona, J.M.; Triassi, M. Assessing human exposure to phthalic acid and phthalate esters from mineral water stored in polyethylene terephthalate and glass bottles. *Food Addit. Contam. Part A - Ch.* **2008**, 25(4), 511-518.

- (97) Xu, Q.; Yin, X.; Wang, M.; Wang, H.; Zhang, N.; Shen, Y.; Xu, S.; Zhang, L.; Gu, Z. Analysis of phthalate migration from plastic containers to packaged cooking oil and mineral water. *J. Agric. Food Chem.* **2010**, 58, 11311-11317.
- (98) Del Carlo, M.; Pepe, A.; Sacchetti, G.; Compagnone, D.; Mastrocola, D.; Cichelli, A. Determination of phthalate esters in wine using solid-phase extraction and gas chromatography-mass spectrometry. *Food Chem.* **2008**, 111(3), 771-777.
- (99) Russo, M. V.; Notardonato, I.; Cinelli, G.; Avino, P. Evaluation of an analytical method for determining phthalate esters in wine samples by solid-phase extraction and gas chromatography coupled with ion-trap mass spectrometer detector. *Anal. Bioanal. Chem.* **2012**, 402, 1373-1381.
- (100) Carrillo, J. D.; Salazar, C.; Moreta, C.; Tena, M. T. Determination of phthalates in wine by headspace solid-phase microextraction followed by gas chromatography-mass spectrometry : Fibre comparison and selection. *J. Chromatogr. A* **2007**, 1164(1), 248-261.
- (101) Cinelli, G.; Avino, P.; Notardonato, I.; Centola, A.; Russo, M. V. Study of XAD-2 adsorbent for the enrichment of trace levels of phthalate esters in hydroalcoholic food beverages and analysis by gas chromatography coupled with flame ionization and ion-trap mass spectrometry detectors. *Food Chem.* **2014**, 146, 181-187.
- (102) HSDB (Hazardous Substances Data Bank), **1994**. Bethesda, M. D., National Library of Medicine, National Toxicology Information Program, 11 September 1994.
- (103) Atkinson, R. Estimation of gas-phase hydroxyl radical rate constants for organic chemicals. *Environ. Toxicol. Chem.* **1988**, 7(6), 435-442, doi: 10.1002/etc.5620070604.
- (104) Behnke, W.; Nolting, F.; Zetzsch, C. An aerosol smog chamber for testing abiotic degradation, Pestic. Sci. Biotechnol. Proc. of Sixth International Congress pesticide Chemistry. R. Greenhalgh and T.R. Roberts Eds. Blackwell Publ., Oxford, UK, **1987**, pp. 401-404.
- (105) Wams, T. J. Diethylhexylphthalate as an Environmental Contaminant - a Review. *Sci. Total Environ.* **1987**, 66, 1-16.
- (106) Cousins, I. T.; Mackay, D.; Parkerton, T. F., **2003**. Physical-chemical properties and evaluative fate modelling of phthalate esters. In: Charles AS (ed) The handbook of environmental chemistry, Vol. 3, Part Q. Springer, New York, pp 57-84.
- (107) HAZWRAP, **1994**. Loring air force base ecological risk methodology, Martin Marietta Energy Systems.
- (108) Mayer, F.; Sanders, H. Toxicology of phthalic acid esters in aquatic organisms. *Environ. Health Perspect.* **1973**, 3, 153-157.

- (109) Dargnat C., **2004**. Analyse des sources de contamination du réseau hydrographique par les phtalates, Master Report, Univ. Pierre & Marie Curie, Paris, France, pp. 61.
- (110) Barrows, M.; Petrocelli, S.; Macek, K.; Carroll, J. Bioconcentration and elimination of selected water pollutants by bluegill sunfish (*Lepomis macrochirus*). Dynamics Exposure and Hazard Assessment of Toxic Chemicals. *Ann. Arbor. Publ.* **1980**, Ann. Arbor., MI, USA.
- (111) Brown, D.; Thompson, R.S. Phthalates and the aquatic environment: Part II The bioconcentration and depuration of di-2-ethylhexyl phthalate (DEHP) and di-isodecyl phthalate (DIDP) in mussels (*Mytilus edulis*). *Chemosphere* **1982**, 11, 427-435.
- (112) Caunter, J. E.; Willi, T. D.; Shillabeer, N. Di-2-ethylhexylphthalate: Multi-generation study with the fathead minnow (*Pimephales promelas*). Study No AJ0172, performed by Brixham environmental laboratory Astra Zeneca, European Council for Plasticizers and Intermediates, Brixham, UK, **2004**.
- (113) Metcalfe, C. D.; Booth, G.; Schuth, C.; Hansen, D.; Lu, P. Uptake and fate of Di-2-ethylhexyl phthalate in aquatic organisms and in a model ecosystem. *Environ. Health Perspect.* **1973**, 6, 27-34.
- (114) Casserly, D. M.; Davis, E. M.; Downs, T. D.; Guthrie, R. K. Sorption of organics by *Selenastrum capricornutum*. *Water Res.* **1983**, 17, 1591-1594.
- (115) Howard, P. H.; Boethling, R. S.; Jarvis, W. F.; Meylan, W. M.; Michalenko, E. M.; Handbook of Environmental Degradation Rates, **1991**. Lewis Publicers, Inc., Chelsea, Michigan, U.S.A., pp. 725.
- (116) Jianlong, W.; Lujun, C.; Hanchang, S.; Yi, Q. Microbial degradation of phthalic acid esters under anaerobic digestion of sludge. *Chemosphere* **2000**, 41, 1245-1248.