

Supplementary Table 1. Body weights and organ weights of hamsters.

	Control	High-Fat
Initial body weight (g)	105.00 ± 7.72 <sup>a</sup>	105.43 ± 7.66 <sup>a</sup>
Final body weight (g)	123.62 ± 12.87 <sup>a</sup>	133.20 ± 19.97 <sup>a</sup>
Weight gain (g/day)	0.35 ± 0.25 <sup>a</sup>	0.47 ± 0.21 <sup>a</sup>
Feed intake (g/day)	6.80 ± 0.19 <sup>a</sup>	5.44 ± 0.62 <sup>a</sup>
Liver weight (g)	3.41 ± 0.72 <sup>b</sup>	5.21 ± 1.16 <sup>a</sup>
Adipose weight (g)	1.64 ± 0.67 <sup>a</sup>	2.31 ± 0.53 <sup>a</sup>
Liver weight/Body weight (%)	2.88 ± 0.42 <sup>b</sup>	4.03 ± 0.36 <sup>a</sup>
Adipose weight/Body weight (%)	1.36 ± 0.40 <sup>b</sup>	1.79 ± 0.23 <sup>a</sup>

Values are mean±SD. Within the same row, means with the same letter are not significantly different ( $\alpha=0.05$ ).

	A	B	C	D	E	F	G	H	I	J	K	L
1	<b>Supplementary Table 2. Total proteins detected in liver. (FDR=2.36%)</b>											
2												
3	<b>Protein List</b>	<b>Control 1</b>	<b>Control 2</b>	<b>Control 3</b>	<b>Control 4</b>	<b>HF 1</b>	<b>HF 2</b>	<b>HF 3</b>	<b>HF 4</b>	<b>t-Test-p (G1-G2)</b>	<b>Control (Mean ± SE)</b>	<b>HF (Mean ± SE)</b>
4	1,4-alpha-glucan-branching enzyme	1.027802045	0	1.023489074	0.710782572	1.157608381	0.746417197	0	0	0.588639975	(0.691 ± 0.242)	(0.476 ± 0.2875)
5	1,4-alpha-glucan-branching enzyme	1.027802045	0	1.023489074	0	1.157608381	0.746417197	0	0	0.931800008	(0.513 ± 0.296)	(0.476 ± 0.2875)
6	10-formyltetrahydrofolate dehydrogenase	0	0	1.279361343	0	0	1.492834395	0	0	0.917079985	(0.32 ± 0.32)	(0.373 ± 0.373)
7	10-formyltetrahydrofolate dehydrogenase	13.10447608	12.48057269	9.211401668	12.32023124	6.366846096	13.18670382	9.630363971	11.67937054	0.396919996	(11.779 ± 0.8725)	(10.216 ± 1.4755)
8	14-3-3 protein beta/alpha	3.85425767	2.825790044	3.070467223	1.895420191	2.604618857	3.234474522	3.115705991	3.073518564	0.830120027	(2.911 ± 0.4035)	(3.007 ± 0.1385)
9	14-3-3 protein eta	0.770851534	0	0	0	0	0.746417197	0	0	0.368990004	(0.193 ± 0.1925)	(0.693 ± 0.478)
10	<b>14-3-3 protein gamma</b>	0	0	0	0	4.341031429	1.99044586	1.699475995	1.229407426	<b>0.01562</b>	(0 ± 0)	(2.315 ± 0.6935)
11	<b>14-3-3 protein gamma</b>	0	0	0	0	0	1.99044586	1.699475995	1.229407426	<b>0.03108</b>	(0 ± 0)	(1.23 ± 0.439)
12	14-3-3 protein gamma-like protein	0	0	0	0	0	0	1.699475995	1.229407426	0.142159998	(0 ± 0)	(0.732 ± 0.4335)
13	14-3-3 protein theta	0	0	0	0	0.868206286	0	0	0	0.355919987	(0 ± 0)	(0.217 ± 0.217)
14	14-3-3 protein zeta/delta	3.85425767	0.941930015	1.535233611	0	2.315216762	1.492834395	1.699475995	2.458814851	0.648850024	(1.583 ± 0.8205)	(1.992 ± 0.234)
15	2,4-dienoyl-CoA reductase	0	2.119342533	0	0	0	0	0	1.536759282	0.831269979	(0.53 ± 0.53)	(0.384 ± 0.384)
16	2,4-dienoyl-CoA reductase	0	2.119342533	0	0	0	0	0	1.536759282	0.831269979	(0.53 ± 0.53)	(0.384 ± 0.384)
17	26S protease regulatory subunit 4	0	0	1.023489074	0	0	0	0	0	0.355919987	(0.256 ± 0.256)	(0 ± 0)
18	26S protease regulatory subunit 6A	0	0	0.767616806	0	0	1.244028662	0	0	0.755559981	(0.192 ± 0.192)	(0.311 ± 0.311)
19	26S protease regulatory subunit 6B (Fragment)	0	0	0	0.710782572	0	0.746417197	0	0	0.973540008	(0.178 ± 0.1775)	(0.187 ± 0.1865)
20	26S proteasome non-ATPase regulatory subunit 1	0	0.941930015	0	0.710782572	0	2.239251592	0	0	0.81813997	(0.413 ± 0.243)	(0.56 ± 0.56)
21	26S proteasome non-ATPase regulatory subunit 14	0	0	0	1.421565143	0.868206286	1.492834395	0.849737997	0	0.377310008	(0.355 ± 0.3555)	(0.803 ± 0.3065)
22	26S proteasome non-ATPase regulatory subunit 2-like protein	0	2.119342533	0	1.184637619	2.025814667	1.741640127	1.982721994	3.073518564	0.058809999	(0.826 ± 0.5135)	(2.206 ± 0.296)
23	26S proteasome non-ATPase regulatory subunit 2-like protein (Fragment)	0	0	0	1.184637619	0	0	0	3.073518564	0.587180018	(0.296 ± 0.296)	(0.768 ± 0.7685)
24	2-oxo-4-hydroxy-4-carboxy-5-ureidoimidazole decarboxylase	0	0	0.767616806	0.710782572	0.868206286	0	0	0	0.634339988	(0.37 ± 0.2135)	(0.217 ± 0.217)
25	2-oxoglutarate dehydrogenase	6.423762783	7.064475109	5.117445371	3.790840382	2.894020953	8.708200637	6.51465798	5.224981559	0.872950017	(5.599 ± 0.726)	(5.835 ± 1.216)
26	2-oxoglutarate dehydrogenase	6.423762783	7.064475109	5.117445371	3.790840382	2.894020953	8.708200637	6.51465798	5.224981559	0.872950017	(5.599 ± 0.726)	(5.835 ± 1.216)
27	2-oxoglutarate dehydrogenase	6.423762783	7.064475109	5.117445371	3.790840382	2.894020953	8.708200637	6.51465798	5.224981559	0.872950017	(5.599 ± 0.726)	(5.835 ± 1.216)
28	2-oxoglutarate dehydrogenase	6.423762783	7.064475109	5.117445371	3.790840382	2.894020953	8.708200637	6.51465798	5.224981559	0.872950017	(5.599 ± 0.726)	(5.835 ± 1.216)
29	2-oxoglutarate dehydrogenase	6.423762783	7.064475109	5.117445371	3.790840382	2.894020953	1.244028662	6.51465798	5.224981559	0.283410013	(5.599 ± 0.726)	(3.969 ± 1.1775)
30	2-oxoglutarate dehydrogenase	6.423762783	7.064475109	5.117445371	3.790840382	2.894020953	1.244028662	6.51465798	5.224981559	0.283410013	(5.599 ± 0.726)	(3.969 ± 1.1775)
31	2-oxoglutarate dehydrogenase	6.423762783	7.064475109	5.117445371	3.790840382	2.894020953	8.708200637	6.51465798	5.224981559	0.872950017	(5.599 ± 0.726)	(5.835 ± 1.216)
32	2-oxoglutarate dehydrogenase E1 component, mitochondrial	0	0	0	3.790840382	2.894020953	1.244028662	1.132983997	0	0.752219975	(0.948 ± 0.9475)	(1.318 ± 0.596)
33	2-oxoglutarate dehydrogenase, mitochondrial (Fragments)	2.569505113	3.296755051	3.838084028	1.895420191	0	1.99044586	2.832459992	3.995574133	0.488590002	(2.9 ± 0.424)	(2.205 ± 0.842)
34	2-oxoisovalerate dehydrogenase subunit alpha	2.312554602	0.941930015	2.814594954	1.658492667	0	1.741640127	1.132983997	1.536759282	0.190730006	(1.932 ± 0.406)	(1.103 ± 0.3885)
35	<b>3 beta-hydroxysteroid dehydrogenase type 3</b>	0	1.412895022	0.767616806	1.658492667	0	0	0	0	<b>0.041379999</b>	(0.96 ± 0.371)	(0 ± 0)
36	<b>3 beta-hydroxysteroid dehydrogenase/Delta 5-&gt;4-isomerase type 2</b>	1.541703068	1.412895022	1.79110588	3.08005781	1.157608381	1.244028662	0	0	<b>0.039340001</b>	(1.956 ± 0.3825)	(0.6 ± 0.347)
37	3,2-trans-enoyl-CoA isomerase, mitochondrial	2.055604091	0.941930015	0	0.947710095	3.183423048	1.244028662	0	0	0.893260002	(0.986 ± 0.4205)	(1.107 ± 0.7515)
38	3-hydroxy-3-methylglutaryl-coenzyme A synthase 2 (Fragment)	6.680713295	3.767720058	4.861573103	7.34475324	5.788041905	2.488057325	2.832459992	2.151462995	0.091930002	(5.664 ± 0.8215)	(3.315 ± 0.836)
39	3-hydroxyacyl-CoA dehydrogenase type-2	2.055604091	3.296755051	0	4.027767906	7.524454477	3.98089172	0	1.229407426	0.672389984	(2.345 ± 0.8815)	(3.184 ± 1.669)
40	3-hydroxyacyl-CoA dehydrogenase type-2-like protein	2.055604091	3.296755051	0	4.027767906	7.524454477	3.98089172	0	1.229407426	0.672389984	(2.345 ± 0.8815)	(3.184 ± 1.669)
41	<b>3-hydroxyanthranilate 3,4-dioxygenase</b>	0	0.706447511	0	0.710782572	3.183423048	1.741640127	1.132983997	0.922055569	<b>0.04462</b>	(0.354 ± 0.2045)	(1.745 ± 0.51)
42	<b>3-hydroxyhexobarbital dehydrogenase 1/3-alpha, 17-beta-hydroxysteroid dehydrogenase</b>	2.312554602	2.59030754	1.79110588	4.027767906	0	1.492834395	1.699475995	1.229407426	<b>0.042059999</b>	(2.68 ± 0.4785)	(1.105 ± 0.381)
43	3-hydroxyisobutyrate dehydrogenase	3.340356647	1.412895022	1.023489074	2.369275239	0	1.99044586	2.549213992	4.30292599	0.870909989	(2.037 ± 0.5185)	(2.211 ± 0.8865)
44	3-hydroxyisobutyrate dehydrogenase, mitochondrial (Fragments)	1.284752557	0.941930015	0.767616806	1.421565143	0	4.478503185	2.832459992	2.458814851	0.203089997	(1.104 ± 0.151)	(2.442 ± 0.925)
45	<b>3-hydroxyisobutyryl-CoA hydrolase, mitochondrial</b>	0	1.177412518	1.535233611	1.421565143	0	0	0	0	<b>0.026219999</b>	(1.034 ± 0.3525)	(0 ± 0)
46	3-ketoacyl-CoA thiolase B, peroxisomal	6.680713295	9.890265153	6.396806714	6.160115621	1.157608381	6.717754777	8.214133975	8.298500123	0.555790007	(7.282 ± 0.876)	(6.097 ± 1.686)
47	3-ketoacyl-CoA thiolase B, peroxisomal (Fragment)	6.680713295	9.890265153	6.396806714	6.160115621	1.157608381	6.717754777	8.214133975	8.298500123	0.555790007	(7.282 ± 0.876)	(6.097 ± 1.686)
48	3-oxo-5-beta-steroid 4-dehydrogenase	0.770851534	0	0	0.947710095	0	0	0	0	0.137360007	(0.43 ± 0.2505)	(0 ± 0)
49	3-oxo-5-beta-steroid 4-dehydrogenase-like isoform 1	0.770851534	0	0	1.184637619	0	0.746417197	2.265967993	1.229407426	0.345800012	(0.489 ± 0.2945)	(1.06 ± 0.475)
50	3-oxo-5-beta-steroid 4-dehydrogenase-like isoform 2	0.770851534	0	0	1.184637619	0	0.746417197	2.265967993	1.229407426	0.345800012	(0.489 ± 0.2945)	(1.06 ± 0.475)
51	3-oxo-5-beta-steroid 4-dehydrogenase-like isoform 2	0.770851534	0	0	1.184637619	0	0.746417197	2.265967993	1.229407426	0.345800012	(0.489 ± 0.2945)	(1.06 ± 0.475)
52	<b>40S ribosomal protein S11</b>	1.284752557	0.706447511	1.535233611	0.710782572	0	0	0	0	<b>0.00228</b>	(1.059 ± 0.209)	(0 ± 0)
53	40S ribosomal protein S13	0	0	0	0	0	1.157608381	0	0	0.355919987	(0 ± 0)	(0.289 ± 0.2895)
54	40S ribosomal protein S13	0	0	0	0	0	1.157608381	0	0	0.355919987	(0 ± 0)	(0.289 ± 0.2895)
55	<b>40S ribosomal protein S14</b>	1.798653579	2.825790044	1.79110588	2.369275239	0	0	0	0	<b>0.00012</b>	(2.196 ± 0.2495)	(0 ± 0)
56	40S ribosomal protein S15	1.541703068	2.825790044	1.279361343	1.895420191	2.315216762	0	0	0	0.099079996	(1.886 ± 0.338)	(0.579 ± 0.579)
57	40S ribosomal protein S15	0	0	0	0	0	0.746417197	0	0	0.355919987	(0 ± 0)	(0.187 ± 0.1865)
58	40S ribosomal protein S15-like protein (Fragment)	0	0	0	0	0	0.746417197	0	0	0.355919987	(0 ± 0)	(0.187 ± 0.1865)
59	40S ribosomal protein S16-like protein	0	0	0.767616806	0	0.868206286	0	0	0	0.933659971	(0.192 ± 0.192)	(0.217 ± 0.217)

	A	B	C	D	E	F	G	H	I	J	K	L
60	40S ribosomal protein S16-like protein	0	0	0.767616806	0	0.868206286	0	0	0	0.933659971	(0.192 ± 0.192)	(0.217 ± 0.217)
61	<b>40S ribosomal protein S17</b>	<b>1.798653579</b>	<b>1.883860029</b>	<b>1.023489074</b>	<b>0.947710095</b>	<b>0</b>	<b>0</b>	<b>0</b>	<b>0</b>	<b>0.00126</b>	(1.413 ± 0.248)	(0 ± 0)
62	40S ribosomal protein S18	0	0	0	1.184637619	0	0	0	0	0.355919987	(0.296 ± 0.296)	(0 ± 0)
63	40S ribosomal protein S18	0	0	0	1.421565143	0	0	0	0	0.355919987	(0.355 ± 0.355)	(0 ± 0)
64	40S ribosomal protein S2	0	0	0	0	0	0	0.849737997	0	0.355919987	(0 ± 0)	(0.212 ± 0.2125)
65	40S ribosomal protein S2	0	0	0	0	0	0	0.849737997	0	0.355919987	(0 ± 0)	(0.212 ± 0.2125)
66	40S ribosomal protein S2	0	0.706447511	0	1.184637619	0.868206286	0.99522293	0.849737997	0	0.597739995	(0.473 ± 0.29)	(0.678 ± 0.2285)
67	40S ribosomal protein S2	0	0	0	0	0.868206286	0	0	0	0.355919987	(0 ± 0)	(0.217 ± 0.217)
68	40S ribosomal protein S23	0	0	0	0.710782572	0	0	0	0	0.355919987	(0.178 ± 0.1775)	(0 ± 0)
69	40S ribosomal protein S28	0.770851534	0	0	0.710782572	0.868206286	0	0	0	0.632960021	(0.37 ± 0.214)	(0.217 ± 0.217)
70	40S ribosomal protein S3a	0	0	0	0.947710095	0	0	0	0	0.355919987	(0.237 ± 0.237)	(0 ± 0)
71	<b>40S ribosomal protein S3a</b>	<b>0</b>	<b>0</b>	<b>0</b>	<b>0.947710095</b>	<b>0</b>	<b>3.98089172</b>	<b>4.531935986</b>	<b>3.073518564</b>	<b>0.04287</b>	(0.237 ± 0.237)	(2.897 ± 1.0115)
72	40S ribosomal protein S3a-like protein	0	0	0	0.947710095	0	0	0	0	0.355919987	(0.237 ± 0.237)	(0 ± 0)
73	40S ribosomal protein S3-like protein	0	0	0	0.947710095	2.315216762	0	0	0	0.604349971	(0.237 ± 0.237)	(0.579 ± 0.579)
74	40S ribosomal protein S4	1.027802045	0.706447511	0.767616806	0.947710095	1.157608381	0	0	0	0.103809997	(0.862 ± 0.075)	(0.289 ± 0.2895)
75	40S ribosomal protein S4	1.027802045	0.706447511	0.767616806	0.947710095	1.157608381	0	0	0	0.103809997	(0.862 ± 0.075)	(0.289 ± 0.2895)
76	40S ribosomal protein S4	1.027802045	0.706447511	0	0	0	0	0	0	0.144859999	(0.434 ± 0.259)	(0 ± 0)
77	40S ribosomal protein S4	1.027802045	0.706447511	0.767616806	0.947710095	1.157608381	0	0	0	0.103809997	(0.862 ± 0.075)	(0.289 ± 0.2895)
78	40S ribosomal protein S4, X isoform	1.027802045	0.706447511	0.767616806	0.947710095	1.157608381	0	0	0	0.103809997	(0.862 ± 0.075)	(0.289 ± 0.2895)
79	40S ribosomal protein S5	0	0.706447511	0	1.421565143	0	0.746417197	0	0	0.40753001	(0.532 ± 0.34)	(0.187 ± 0.1865)
80	40S ribosomal protein S6	0	0	0	0	0	0	1.132983997	0.922055569	0.137339994	(0 ± 0)	(0.514 ± 0.2995)
81	40S ribosomal protein S6	0	0	0	0	0	0	1.132983997	0.922055569	0.137339994	(0 ± 0)	(0.514 ± 0.2995)
82	40S ribosomal protein S6 (Fragment)	0	0	0	0	0	0	1.132983997	0.922055569	0.137339994	(0 ± 0)	(0.514 ± 0.2995)
83	40S ribosomal protein S6-like protein (Fragment)	0	0	0	0	0	0	1.132983997	0.922055569	0.137339994	(0 ± 0)	(0.514 ± 0.2995)
84	40S ribosomal protein S8	0	0	0.767616806	0	0	1.244028662	0	1.229407426	0.33326	(0.192 ± 0.192)	(0.618 ± 0.357)
85	40S ribosomal protein S8	0	0	0.767616806	0	0	1.244028662	0	1.229407426	0.33326	(0.192 ± 0.192)	(0.618 ± 0.357)
86	40S ribosomal protein SA	1.798653579	2.119342533	1.023489074	0.947710095	0	2.239251592	1.699475995	0.922055569	0.665759981	(1.472 ± 0.289)	(1.215 ± 0.487)
87	<b>40S ribosomal protein SA</b>	<b>1.798653579</b>	<b>2.119342533</b>	<b>1.023489074</b>	<b>0.947710095</b>	<b>0</b>	<b>0</b>	<b>0</b>	<b>0.922055569</b>	<b>0.01524</b>	(1.472 ± 0.289)	(0.231 ± 0.2305)
88	4-aminobutyrate aminotransferase, mitochondrial	1.284752557	1.177412518	0.767616806	2.606202763	0	1.741640127	0	0	0.133509994	(1.459 ± 0.3985)	(0.435 ± 0.4355)
89	4-hydroxyphenylpyruvate dioxygenase	3.083406136	3.296755051	2.814594954	1.895420191	0	1.492834395	2.832459992	1.536759282	0.093419999	(2.773 ± 0.3085)	(1.466 ± 0.579)
90	5-oxoprolinase	0	0	0	0	0.868206286	0	0	0	0.355919987	(0 ± 0)	(0.217 ± 0.217)
91	60 kDa heat shock protein, mitochondrial	28.77845727	37.67720058	37.61322348	36.24991115	15.33831105	22.14371019	39.65443988	23.9734448	0.128480002	(35.08 ± 2.126)	(25.277 ± 5.14)
92	60 kDa heat shock protein, mitochondrial	2.826455625	12.48057269	9.467273937	13.97872391	2.025814667	3.234474522	4.815181986	4.610277846	0.056779999	(9.688 ± 2.472)	(3.671 ± 0.651)
93	60 kDa heat shock protein, mitochondrial (Fragments)	0	5.887062591	0	3.316985334	2.025814667	2.98566879	8.780625974	10.75731497	0.187040001	(2.301 ± 1.4285)	(6.137 ± 2.144)
94	60S acidic ribosomal protein P0	1.027802045	0	0	0.947710095	0.868206286	0.99522293	0	0	0.945500016	(0.494 ± 0.2855)	(0.466 ± 0.27)
95	60S acidic ribosomal protein P0	1.027802045	0	0	0.947710095	0	0	0	0	0.134499997	(0.494 ± 0.2855)	(0 ± 0)
96	60S acidic ribosomal protein P0	1.027802045	0	0	0.947710095	0.868206286	0.99522293	0	0	0.945500016	(0.494 ± 0.2855)	(0.466 ± 0.27)
97	60S acidic ribosomal protein P2	0	0	0	0	0.868206286	0	0	0	0.355919987	(0 ± 0)	(0.217 ± 0.217)
98	60S ribosomal protein L10	0	0	0	0.947710095	0	0	0	0	0.355919987	(0.237 ± 0.237)	(0 ± 0)
99	60S ribosomal protein L10	0	0	0	0.947710095	0	0	0	0	0.355919987	(0.237 ± 0.237)	(0 ± 0)
100	60S ribosomal protein L11	2.055604091	0	0.767616806	0.710782572	0.868206286	0	0	0	0.214230001	(0.884 ± 0.428)	(0.217 ± 0.217)
101	60S ribosomal protein L12	0.770851534	0	0	0	0	0	0	0	0.355919987	(0.193 ± 0.1925)	(0 ± 0)
102	60S ribosomal protein L13	0	1.177412518	0.767616806	0	0	0	1.132983997	0	0.636070013	(0.486 ± 0.293)	(0.283 ± 0.283)
103	60S ribosomal protein L13	0	1.177412518	0.767616806	0	0	0	1.132983997	0	0.636070013	(0.486 ± 0.293)	(0.283 ± 0.283)
104	60S ribosomal protein L14	0	1.648377526	0	1.895420191	1.736412572	0	0	0	0.526830018	(0.886 ± 0.514)	(0.434 ± 0.434)
105	60S ribosomal protein L14-like protein	0	1.648377526	0	1.895420191	1.736412572	0	0	0	0.526830018	(0.886 ± 0.514)	(0.434 ± 0.434)
106	60S ribosomal protein L17	0	0.941930015	0	0	0	0	0	0	0.355919987	(0.235 ± 0.2355)	(0 ± 0)
107	60S ribosomal protein L17	0	0.941930015	0	0	0	0	0	0	0.355919987	(0.235 ± 0.2355)	(0 ± 0)
108	60S ribosomal protein L18	0	0	0	0	1.157608381	0	0	0	0.355919987	(0 ± 0)	(0.289 ± 0.2895)
109	60S ribosomal protein L18 (Fragment)	0	0	0	0	1.157608381	0	0	0	0.355919987	(0 ± 0)	(0.289 ± 0.2895)
110	60S ribosomal protein L19	0	0	0	0.710782572	0	0	0	0	0.355919987	(0.178 ± 0.1775)	(0 ± 0)
111	60S ribosomal protein L21	1.541703068	0	1.279361343	0	0.868206286	0	0	0	0.333730012	(0.705 ± 0.4105)	(0.217 ± 0.217)
112	60S ribosomal protein L23a	1.027802045	0	0	0	0	0	0	0	0.355919987	(0.257 ± 0.257)	(0 ± 0)
113	60S ribosomal protein L23a	1.027802045	0	0	0	0	0	0	0	0.355919987	(0.257 ± 0.257)	(0 ± 0)
114	60S ribosomal protein L24	0	1.412895022	0	1.658492667	1.736412572	0	0	0	0.611140013	(0.768 ± 0.446)	(0.434 ± 0.434)
115	60S ribosomal protein L24-like protein	0	1.412895022	0	1.658492667	1.736412572	0	0	0	0.611140013	(0.768 ± 0.446)	(0.434 ± 0.434)
116	60S ribosomal protein L26	0	0.941930015	0	0	0	0	0	0	0.355919987	(0.235 ± 0.2355)	(0 ± 0)
117	60S ribosomal protein L26	0	0.941930015	1.023489074	0	0	0	0	0	0.134529993	(0.491 ± 0.284)	(0 ± 0)
118	60S ribosomal protein L27a	1.541703068	3.061272547	0.767616806	1.658492667	1.447010476	0	0	0	0.058680002	(1.757 ± 0.4775)	(0.362 ± 0.362)
119	60S ribosomal protein L28	0	0	1.023489074	0	0	0	0	0	0.355919987	(0.256 ± 0.256)	(0 ± 0)
120	60S ribosomal protein L28-like protein	0	0	1.023489074	0	0	0	0	0	0.355919987	(0.256 ± 0.256)	(0 ± 0)

	A	B	C	D	E	F	G	H	I	J	K	L
121	60S ribosomal protein L29	0	0	0	0.710782572	0	0	0	0	0.355919987	(0.178 ± 0.1775)	(0 ± 0)
122	60S ribosomal protein L29	0	0	0	0.710782572	0	0	0	0	0.355919987	(0.178 ± 0.1775)	(0 ± 0)
123	60S ribosomal protein L29	0	0	0	0.710782572	0	0	0	0	0.355919987	(0.178 ± 0.1775)	(0 ± 0)
124	60S ribosomal protein L29	0	0	0	0.710782572	0	0	0	0	0.355919987	(0.178 ± 0.1775)	(0 ± 0)
125	60S ribosomal protein L3	0.770851534		1.79110588	0.947710095	0	0	0	0	0.054230001	(0.877 ± 0.3675)	(0 ± 0)
126	60S ribosomal protein L31	1.027802045	0	0	0	0	0	0	0	0.355919987	(0.257 ± 0.257)	(0 ± 0)
127	60S ribosomal protein L31	1.027802045	0	0	0	0	0	0	0	0.355919987	(0.257 ± 0.257)	(0 ± 0)
128	60S ribosomal protein L35	0	0	0	0.710782572	0	0	0	0	0.355919987	(0.178 ± 0.1775)	(0 ± 0)
129	60S ribosomal protein L4	0	0.706447511	0	0	0	0	0	0	0.355919987	(0.177 ± 0.1765)	(0 ± 0)
130	60S ribosomal protein L5	0	0	0	0.947710095	0	0	0	0	0.355919987	(0.237 ± 0.237)	(0 ± 0)
131	60S ribosomal protein L6	0	0	1.279361343	1.421565143	0	0	0.849737997	1.844111138	0.997690022	(0.675 ± 0.391)	(0.673 ± 0.4385)
132	60S ribosomal protein L6	0	0	0	1.421565143	0	0	0.849737997	1.844111138	0.59355998	(0.355 ± 0.3555)	(0.673 ± 0.4385)
133	60S ribosomal protein L6	0	0	1.279361343	1.421565143	0	0	0.849737997	1.844111138	0.997690022	(0.675 ± 0.391)	(0.673 ± 0.4385)
134	60S ribosomal protein L6	0	0	0	1.421565143	0	0	0.849737997	1.844111138	0.59355998	(0.355 ± 0.3555)	(0.673 ± 0.4385)
135	60S ribosomal protein L7a	0	0	1.023489074	0	2.025814667	0	0	0	0.674239993	(0.256 ± 0.256)	(0.506 ± 0.5065)
136	60S ribosomal protein L7a	0	0	0	1.421565143	2.025814667	1.244028662	0	0	0.478799999	(0.355 ± 0.3555)	(0.817 ± 0.498)
137	60S ribosomal protein L7a	0	0	1.023489074	1.421565143	2.025814667	1.244028662	0	0	0.749189973	(0.611 ± 0.362)	(0.817 ± 0.498)
138	60S ribosomal protein L7a	0	0	1.023489074	1.421565143	2.025814667	1.244028662	0	0	0.749189973	(0.611 ± 0.362)	(0.817 ± 0.498)
139	60S ribosomal protein L7-like protein	2.312554602	0	0	1.421565143	0	0	0	0	0.151879996	(0.934 ± 0.569)	(0 ± 0)
140	60S ribosomal protein L8	0	0	0.767616806	1.184637619	0	0.746417197	0.849737997	0	0.819959998	(0.488 ± 0.2945)	(0.399 ± 0.2315)
141	78 kDa glucose-regulated protein	16.18788221	18.36763528	13.0494857	16.11107162	9.260867049	17.41640127	28.89109191	34.42340792	0.29776001	(15.929 ± 1.093)	(22.498 ± 5.658)
142	Abhydrolase domain-containing protein 14B	1.798653579	1.883860029	2.046978149	2.369275239	1.736412572	1.244028662	0	0	0.03176	(2.025 ± 0.126)	(0.745 ± 0.442)
143	Acetyl-CoA acetyltransferase	5.139010227	5.887062591	0	0	0	0	0.849737997	5.224981559	0.564450026	(2.757 ± 1.599)	(1.519 ± 1.2515)
144	Acetyl-CoA acetyltransferase, cytosolic	4.882059715	3.532237555	3.58221176	4.975478001	2.604618857	2.488057325	2.265967993	1.844111138	0.00405	(4.243 ± 0.3965)	(2.301 ± 0.1675)
145	Acetyl-CoA acetyltransferase, cytosolic	0	0.941930015	1.023489074	0.947710095	0	0.746417197	0	0	0.127859995	(0.728 ± 0.2435)	(0.187 ± 0.1865)
146	Acetyl-CoA acetyltransferase, mitochondrial	5.909861761	6.828992606	11.00250755	8.292463335	7.524454477	8.957006369	14.44554596	6.761740841	0.518350005	(8.008 ± 1.112)	(9.422 ± 1.735)
147	Acetyl-CoA carboxylase 1	0	0	0	0.710782572	0	0	0	0	0.355919987	(0.178 ± 0.1775)	(0 ± 0)
148	Acetyl-CoA carboxylase 1	0	0	2.046978149	0.710782572	2.315216762	0	0	0	0.888080001	(0.689 ± 0.4825)	(0.579 ± 0.579)
149	Acetyl-CoA carboxylase 2	1.284752557	0.706447511	2.558722686	1.184637619	0.868206286	0.99522293	0	0	0.089919999	(1.434 ± 0.3955)	(0.466 ± 0.27)
150	Acetyl-coenzyme A synthetase, cytoplasmic	0.770851534	0.706447511	0	0.710782572	0	0.746417197	0.849737997	0	0.633719981	(0.547 ± 0.183)	(0.399 ± 0.2315)
151	Acidic leucine-rich nuclear phosphoprotein 32 family member A	1.798653579	1.883860029	2.302850417	0.947710095	1.157608381	0.99522293	0	0	0.02997	(1.733 ± 0.284)	(0.538 ± 0.3125)
152	Aconitate hydratase	0	0	2.302850417	2.843130286	3.183423048	1.492834395	0	0.922055569	0.914160013	(1.286 ± 0.751)	(1.4 ± 0.6695)
153	Aconitate hydratase, mitochondrial	0	0	2.302850417	0	0	0	0	0.922055569	0.597909987	(0.576 ± 0.5755)	(0.231 ± 0.2305)
154	Aconitate hydratase, mitochondrial	6.680713295	7.064475109	5.37331764	4.26469543	1.157608381	2.488057325	4.815181986	3.688222277	0.032370001	(5.846 ± 0.6395)	(3.037 ± 0.7865)
155	Actin, alpha cardiac muscle 1	16.95873375	0.706447511	0	15.40028905	0	1.99044586	16.99475995	0	0.588159987	(8.266 ± 4.582)	(4.746 ± 4.1095)
156	Actin, alpha skeletal muscle-like protein	13.6183771	9.65478265	8.9555294	11.84637619	6.656248191	13.68431529	13.02931596	9.835259405	0.914200008	(11.019 ± 1.063)	(10.801 ± 1.6175)
157	Actin, aortic smooth muscle	0	0.706447511	0	0	0	0	0	0	0.355919987	(0.177 ± 0.1765)	(0 ± 0)
158	Actin, aortic smooth muscle-like isoform 1	16.95873375	0.706447511	11.51425209	15.40028905	0	1.99044586	16.99475995	0	0.289249986	(11.145 ± 3.663)	(4.746 ± 4.1095)
159	Actin, aortic smooth muscle-like isoform 1	16.95873375	0.706447511	11.51425209	15.40028905	0	1.99044586	16.99475995	0	0.289249986	(11.145 ± 3.663)	(4.746 ± 4.1095)
160	Actin, cytoplasmic 1	22.35469449	19.5450478	19.44629241	22.27118724	13.02309429	24.88057325	22.65967993	19.67051881	0.76485002	(20.904 ± 0.8135)	(20.058 ± 2.5765)
161	Actin, cytoplasmic 1	22.35469449	19.5450478	19.44629241	22.27118724	13.02309429	24.88057325	22.65967993	19.67051881	0.76485002	(20.904 ± 0.8135)	(20.058 ± 2.5765)
162	Actin, cytoplasmic 1	20.04213988	18.13215278	16.11995292	1.658492667	0	18.66042994	26.34187792	21.8219818	0.716690004	(13.988 ± 4.187)	(16.706 ± 5.7875)
163	Actin, cytoplasmic 2	12.59057506	0	12.53774116	0	0	0	7.081149979	18.13375953	0.997049987	(6.282 ± 3.627)	(6.304 ± 4.282)
164	Actin, cytoplasmic 2	16.95873375	2.354825036	11.77012435	1.895420191	0	15.17714968	2.832459992	13.83083354	0.959060013	(8.245 ± 3.6895)	(7.96 ± 3.832)
165	Actin, cytoplasmic 3	0	0.941930015	0	0	0	0	0	0	0.355919987	(0.235 ± 0.2355)	(0 ± 0)
166	Actin, gamma-enteric smooth muscle (Fragment)	16.95873375	0.706447511	11.51425209	15.40028905	0	15.67476115	16.99475995	15.98229653	0.858519971	(11.145 ± 3.663)	(12.163 ± 4.064)
167	Actin, gamma-enteric smooth muscle-like isoform 1	16.95873375	0.706447511	11.51425209	15.40028905	0	1.99044586	16.99475995	0	0.289249986	(11.145 ± 3.663)	(4.746 ± 4.1095)
168	Actin-related protein 3	0	0	0	0.710782572	0.868206286	0	0.849737997	0.922055569	0.139469996	(0.178 ± 0.1775)	(0.66 ± 0.2205)
169	Acylamino-acid-releasing enzyme	1.541703068	0.706447511	0	2.132347715	0	0	0	0	0.057750002	(1.095 ± 0.468)	(0 ± 0)
170	Acyl-CoA dehydrogenase family member 10	3.85425767	3.061272547	15.09646385	15.40028905	2.025814667	6.717754777	4.815181986	5.224981559	0.237049997	(9.353 ± 3.408)	(4.696 ± 0.9795)
171	Acyl-CoA dehydrogenase family member 11	4.111208181	4.238685066	2.558722686	3.08005781	2.894020953	2.488057325	0	2.151462995	0.078850001	(3.497 ± 0.4065)	(1.883 ± 0.646)
172	Acyl-CoA dehydrogenase family member 9	0	0.706447511	0	0.710782572	0	0	0.849737997	0	0.647509992	(0.354 ± 0.2045)	(0.212 ± 0.2125)
173	Acyl-CoA dehydrogenase family member 9	0	0.706447511	0	0.710782572	0	0	0.849737997	0	0.647509992	(0.354 ± 0.2045)	(0.212 ± 0.2125)
174	Acyl-CoA dehydrogenase family member 9, mitochondrial	0	0.706447511	0	0.710782572	0	0	0.849737997	0	0.647509992	(0.354 ± 0.2045)	(0.212 ± 0.2125)
175	Acyl-CoA synthetase family member 2, mitochondrial	0	0	1.023489074	0.710782572	0	0.99522293	0	0	0.624880016	(0.434 ± 0.2585)	(0.249 ± 0.249)
176	Acyl-CoA-binding protein	0.770851534	0	0	0	0	0	0	0	0.355919987	(0.193 ± 0.1925)	(0 ± 0)
177	Acyl-coenzyme A oxidase	5.139010227	1.177412518	2.302850417	3.316985334	0.868206286	2.488057325	0	0	0.081330001	(2.984 ± 0.841)	(0.839 ± 0.5865)
178	Acyl-coenzyme A oxidase	2.312554602	1.177412518	1.279361343	2.606202763	2.604618857	2.488057325	1.982721994	2.766166708	0.172930002	(1.844 ± 0.361)	(2.46 ± 0.169)
179	Acyl-coenzyme A synthetase ACSM2	2.312554602	2.825790044	4.093956297	1.421565143	2.025814667	2.736863057	2.832459992	1.844111138	0.636929989	(2.663 ± 0.558)	(2.36 ± 0.249)
180	Acyl-coenzyme A synthetase ACSM3	0	0	0.767616806	0	0	0	0	0	0.355919987	(0.192 ± 0.192)	(0 ± 0)
181	Acyl-coenzyme A synthetase ACSM5	0	0	0	0	0	0	0	0.922055569	0.355919987	(0 ± 0)	(0.231 ± 0.2305)

	A	B	C	D	E	F	G	H	I	J	K	L
182	Acyl-coenzyme A synthetase ACSM5	3.083406136	2.119342533	4.349828566	1.895420191	0	2.736863057	1.982721994	0.922055569	0.126980007	(2.862 ± 0.559)	(1.41 ± 0.5995)
183	Acyl-coenzyme A thioesterase 1	1.798653579	0.706447511	0	0	0	0.746417197	0	0	0.379900008	(0.626 ± 0.425)	(0.187 ± 0.1865)
184	Acyl-coenzyme A thioesterase 2, mitochondrial	0	0	0	0	0	0.746417197	1.699475995	2.151462995	0.054510001	(0 ± 0)	(1.149 ± 0.482)
185	Acyl-coenzyme A thioesterase 6	1.798653579	0.706447511	0	0	0	0	0	0	0.190830007	(0.626 ± 0.425)	(0 ± 0)
186	Adenine phosphoribosyltransferase	0	0	0	0.710782572	0	0	0	0	0.355919987	(0.178 ± 0.1775)	(0 ± 0)
187	Adenine phosphoribosyltransferase	0	0	0	0.710782572	0	0	0	0	0.355919987	(0.178 ± 0.1775)	(0 ± 0)
188	Adenosine kinase	0.770851534	1.412895022	1.535233611	1.421565143	0	0	0	0.922055569	0.01066	(1.285 ± 0.1735)	(0.231 ± 0.2305)
189	Adenosine kinase	0.770851534	1.412895022	1.535233611	1.421565143	0	0	0	0.922055569	0.01066	(1.285 ± 0.1735)	(0.231 ± 0.2305)
190	Adenosylhomocysteinase	4.882059715	5.651580088	7.16442352	4.027767906	0	6.220143312	7.081149979	7.376444554	0.89279002	(5.431 ± 0.666)	(5.169 ± 1.7405)
191	Adenylate kinase 2, mitochondrial	4.882059715	3.061272547	3.070467223	4.26469543	4.91983562	7.215366242	7.081149979	4.610277846	0.041480001	(3.82 ± 0.453)	(5.957 ± 0.6915)
192	Adenylate kinase 2, mitochondrial	2.312554602	1.883860029	2.302850417	1.421565143	3.762227239	3.732085987	2.549213992	2.766166708	0.018519999	(1.98 ± 0.2115)	(3.202 ± 0.3175)
193	Adenylate kinase 2, mitochondrial	0	0	0	0	0	0.99522293	0.849737997	0	0.135959998	(0 ± 0)	(0.461 ± 0.268)
194	ADP/ATP translocase 1	0	0	0	0	0	0.99522293	0	0	0.355919987	(0 ± 0)	(0.249 ± 0.249)
195	ADP/ATP translocase 2	0	0	0	0	0	0.99522293	0	0	0.355919987	(0 ± 0)	(0.249 ± 0.249)
196	ADP-ribosylation factor 1	0	0	0	0	0.868206286	0	0	0	0.355919987	(0 ± 0)	(0.217 ± 0.217)
197	ADP-ribosylation factor 3	0	0	0	0	0.868206286	0	0	0	0.355919987	(0 ± 0)	(0.217 ± 0.217)
198	ADP-ribosylation factor 3-like protein	0	0	0	0	0.868206286	0	0	0	0.355919987	(0 ± 0)	(0.217 ± 0.217)
199	ADP-ribosylation factor 4	0	0	0	0	1.157608381	0	0	0	0.355919987	(0 ± 0)	(0.289 ± 0.2895)
200	Agmatinase, mitochondrial	0	0	1.023489074	0	0	0	1.699475995	1.229407426	0.38053	(0.256 ± 0.256)	(0.732 ± 0.4335)
201	Alanine aminotransferase (Fragment)	0.770851534	0.706447511	0	0.710782572	0	0	0	1.229407426	0.527740002	(0.547 ± 0.183)	(0.307 ± 0.3075)
202	Alanine aminotransferase 1	0.770851534	0.706447511	0	0.710782572	0	0	0	1.229407426	0.527740002	(0.547 ± 0.183)	(0.307 ± 0.3075)
203	Alanine--tRNA ligase, cytoplasmic	3.083406136	3.767720058	2.558722686	2.843130286	6.366846096	4.478503185	5.098427985	4.917629702	0.0042	(3.063 ± 0.258)	(5.215 ± 0.4055)
204	Alanine--tRNA ligase, cytoplasmic	3.083406136	0	2.558722686	2.843130286	6.366846096	4.478503185	0	0	0.749350011	(2.121 ± 0.715)	(2.711 ± 1.612)
205	Alcohol dehydrogenase [NADP(+)] (Fragment)	3.597307159	2.825790044	2.558722686	4.26469543	3.762227239	2.98566879	2.832459992	2.766166708	0.634660006	(3.312 ± 0.3865)	(3.087 ± 0.23)
206	Alcohol dehydrogenase [NADP+]	3.597307159	2.825790044	2.558722686	4.26469543	3.762227239	3.732085987	2.832459992	2.766166708	0.938049972	(3.312 ± 0.3865)	(3.273 ± 0.274)
207	Alcohol dehydrogenase 1	3.597307159	8.006405124	11.51425209	9.477100955	10.41847543	4.229697452	2.265967993	2.458814851	0.241390005	(8.149 ± 1.679)	(4.843 ± 1.91)
208	Alcohol dehydrogenase 1	2.312554602	4.003202562	1.279361343	3.553912858	6.366846096	1.741640127	2.265967993	0	0.900319993	(2.187 ± 0.617)	(2.594 ± 1.348)
209	Alcohol dehydrogenase 1 (Fragment)	1.027802045	0.941930015	1.279361343	3.553912858	2.894020953	1.741640127	2.265967993	0	0.978540003	(1.701 ± 0.622)	(1.725 ± 0.6215)
210	Alcohol dehydrogenase 6	2.055604091	0.706447511	1.79110588	0.947710095	0	2.736863057	0.849737997	3.073518564	0.732140005	(1.375 ± 0.325)	(1.665 ± 0.74)
211	Alcohol dehydrogenase 6-like protein	3.083406136	2.119342533	3.070467223	3.553912858	3.762227239	2.736863057	0.849737997	3.073518564	0.629830003	(2.957 ± 0.301)	(2.606 ± 0.623)
212	Aldehyde dehydrogenase	0.770851534	0	0	0	0	1.99044586	0	0	0.588490009	(0.193 ± 0.1925)	(0.498 ± 0.4975)
213	Aldehyde dehydrogenase family 16 member A1	1.027802045	0.941930015	0.767616806	0	1.157608381	0.746417197	0	0	0.594630003	(0.684 ± 0.2345)	(0.476 ± 0.2875)
214	Aldehyde dehydrogenase X, mitochondrial	0	0	0	0	0	2.239251592	0	0	0.355919987	(0 ± 0)	(0.56 ± 0.56)
215	Aldehyde dehydrogenase, cytosolic 1 (Fragment)	0	0	1.023489074	0	0	0	0	4.610277846	0.476319999	(0.256 ± 0.256)	(1.153 ± 1.1525)
216	Aldehyde dehydrogenase, mitochondrial	11.56277301	13.42250271	14.07297477	13.74179638	10.99727962	11.44506369	11.61308597	11.06466683	0.016310001	(13.2 ± 0.5615)	(11.28 ± 0.1485)
217	Aldehyde dehydrogenase, mitochondrial	1.798653579	1.648377526	3.070467223	3.08005781	0	2.239251592	2.549213992	0	0.182070002	(2.399 ± 0.3915)	(1.197 ± 0.694)
218	Aldehyde oxidase	1.027802045	0	0	0	0	0	0	0	0.355919987	(0.257 ± 0.257)	(0 ± 0)
219	Aldehyde oxidase	0	0.941930015	0	0	0	1.741640127	0	0	0.700299978	(0.235 ± 0.2355)	(0.435 ± 0.4355)
220	Aldehyde oxidase (Fragment)	0	0	0.767616806	0	3.472825143	0	0	0	0.475710005	(0.192 ± 0.192)	(0.868 ± 0.868)
221	Aldehyde oxidase 1	3.340356647	2.119342533	3.58221176	1.658492667	3.472825143	5.224920382	2.549213992	3.073518564	0.269549996	(2.675 ± 0.466)	(3.58 ± 0.58)
222	Aldo-keto reductase family 1 member C13	1.541703068	1.648377526	0	1.895420191	0	0	0	0	0.02544	(1.271 ± 0.43)	(0 ± 0)
223	Aldo-keto reductase family 1 member C13-like protein	1.027802045	0	0	0	0	0	0	0	0.355919987	(0.257 ± 0.257)	(0 ± 0)
224	Aldo-keto reductase family 1 member C13-like protein	0	0	0	0.710782572	0	0.746417197	0	0	0.973540008	(0.178 ± 0.1775)	(0.187 ± 0.1865)
225	Aldo-keto reductase family 1 member C21 (Fragment)	1.798653579	0	0	2.132347715	0	1.244028662	1.699475995	0	0.742749989	(0.983 ± 0.5715)	(0.736 ± 0.435)
226	Aldo-keto reductase like	0	0	0	0	1.157608381	0	0	0	0.355919987	(0 ± 0)	(0.289 ± 0.2895)
227	Alpha tubulin (Fragment)	3.597307159	4.945132577	4.605700834	4.501622954	4.630433524	4.97611465	4.815181986	2.458814851	0.779810011	(4.412 ± 0.2875)	(4.22 ± 0.5915)
228	Alpha-1,4 glucan phosphorylase	2.055604091	0.706447511	1.023489074	1.658492667	0.868206286	0	0	0	0.02227	(1.361 ± 0.3045)	(0.217 ± 0.217)
229	Alpha-1,4 glucan phosphorylase	11.3058225	10.12574766	4.605700834	9.003245907	10.41847543	13.43550955	4.531935986	3.38087042	0.78026998	(8.76 ± 1.4625)	(7.942 ± 2.3935)
230	Alpha-1-antitrypsin	0	0	0	0	0	0	1.132983997	0	0.355919987	(0 ± 0)	(0.283 ± 0.283)
231	Alpha-2-macroglobulin	2.055604091	3.767720058	4.349828566	3.553912858	3.762227239	3.98089172	3.115705991	2.458814851	0.86954999	(3.432 ± 0.4885)	(3.329 ± 0.3435)
232	Alpha-actinin-1	2.826455625	4.474167569	4.349828566	1.658492667	6.366846096	6.96656051	5.381673984	4.917629702	0.019470001	(3.327 ± 0.6705)	(5.908 ± 0.4645)
233	Alpha-actinin-1 (Fragment)	5.652911249	5.651580088	4.349828566	4.975478001	6.945650287	8.708200637	5.381673984	6.454388985	0.065090001	(5.157 ± 0.313)	(6.872 ± 0.6935)
234	Alpha-actinin-3	0	0	1.535233611	0	0	5.224920382	0	0.922055569	0.411359996	(0.384 ± 0.384)	(1.537 ± 1.2485)
235	Alpha-actinin-4	2.312554602	2.59030754	3.58221176	2.606202763	2.025814667	5.224920382	5.381673984	6.761740841	0.092979997	(2.773 ± 0.278)	(4.849 ± 1.002)
236	Alpha-actinin-4 (Fragment)	2.569505113	2.354825036	0	1.895420191	5.49863981	7.961783439	2.832459992	2.458814851	0.07897	(1.705 ± 0.5855)	(4.688 ± 1.284)
237	Alpha-aminoadipic semialdehyde dehydrogenase-like protein	6.166812272	1.648377526	0	0	3.183423048	0	0	0	0.511629999	(1.954 ± 1.457)	(0.796 ± 0.796)
238	Alpha-aminoadipic semialdehyde dehydrogenase-like protein	1.798653579	0.941930015	2.558722686	2.369275239	3.183423048	2.488057325	3.115705991	2.458814851	0.073200002	(1.917 ± 0.363)	(2.812 ± 0.196)
239	Alpha-aminoadipic semialdehyde synthase, mitochondrial	1.284752557	4.709650073	6.140934446	3.790840382	0	2.488057325	3.682197989	2.151462995	0.187110007	(3.982 ± 1.0205)	(2.08 ± 0.7675)
240	Alpha-enolase	2.826455625	0	0	1.421565143	0	2.239251592	3.115705991	2.766166708	0.358539999	(1.062 ± 0.677)	(2.03 ± 0.7005)
241	Alpha-enolase (Fragments)	1.027802045	1.177412518	0.767616806	3.316985334	2.894020953	3.234474522	2.265967993	2.766166708	0.097570002	(1.572 ± 0.5875)	(2.79 ± 0.2005)
242	Alpha-methylacyl-CoA racemase	0	0	0	0.710782572	0	0	0	0	0.355919987	(0.178 ± 0.1775)	(0 ± 0)

	A	B	C	D	E	F	G	H	I	J	K	L
243	Alpha-tocopherol transfer protein	0	0	0	0	0.868206286	0	0	0	0.355919987	(0 ± 0)	(0.217 ± 0.217)
244	Alpha-tubulin 1 (Fragment)		0.706447511	0	0	0	0	0	0	0.355919987	(0.177 ± 0.1765)	(0 ± 0)
245	Amine oxidase [flavin-containing] B	2.055604091	0.706447511	1.279361343	0	0	0.99522293	0	0	0.179859996	(1.01 ± 0.4355)	(0.249 ± 0.249)
246	<b>Amine oxidase [flavin-containing] B</b>	2.055604091	0.706447511	1.279361343	1.421565143	0	0.746417197	0	0	<b>0.01237</b>	(1.366 ± 0.277)	(0.187 ± 0.1865)
247	Amine sulfotransferase	0	0	0	0.710782572	0	0	1.416229966	0	0.671790004	(0.178 ± 0.1775)	(0.354 ± 0.354)
248	Aminocyclase-1		0.941930015	0	0	0	0.746417197	0	0	0.876110017	(0.235 ± 0.2355)	(0.187 ± 0.1865)
249	Aminocyclase-1A-like protein		0.941930015	0	0	0	0.746417197	0	0	0.876110017	(0.235 ± 0.2355)	(0.187 ± 0.1865)
250	Aminopeptidase N	0.770851534	0	0	0	0	0	0	0	0.355919987	(0.193 ± 0.1925)	(0 ± 0)
251	Anionic trypsin-2		0	0	0	0	0.746417197	0	0	0.355919987	(0 ± 0)	(0.187 ± 0.1865)
252	Anionic trypsin-2 (Fragment)		0	0	0	0	0.746417197	0	0	0.355919987	(0 ± 0)	(0.187 ± 0.1865)
253	Anionic trypsin-2-like protein		0	0	0	0	0.746417197	0	0	0.355919987	(0 ± 0)	(0.187 ± 0.1865)
254	Anionic trypsin-2-like protein		0	0	0	0	0.746417197	0	0	0.355919987	(0 ± 0)	(0.187 ± 0.1865)
255	Anionic trypsin-2-like protein (Fragment)		0	0	0	0	0.746417197	0	0	0.355919987	(0 ± 0)	(0.187 ± 0.1865)
256	Ankyrin		0.706447511	0	0	0	0	0	0	0.355919987	(0.177 ± 0.1765)	(0 ± 0)
257	<b>Ankyrin-1 (Fragment)</b>	0	1.412895022	1.279361343	2.369275239	0	0	0	0	<b>0.040649999</b>	(1.265 ± 0.4865)	(0 ± 0)
258	<b>Annexin</b>		0.706447511	0	0	1.447010476	2.98566879	3.115705991	2.766166708	<b>0.00128</b>	(0.177 ± 0.1765)	(2.579 ± 0.384)
259	Annexin	2.055604091	6.122545095	3.58221176	5.449333049	2.894020953	6.220143312	3.682197989	2.766166708	0.74763	(4.302 ± 0.9215)	(3.891 ± 0.8025)
260	Annexin	0.770851534	0	0	0	0	0	0	0	0.355919987	(0.193 ± 0.1925)	(0 ± 0)
261	Annexin	0.770851534	0.941930015	0	2.132347715	0	2.239251592	2.549213992	2.766166708	0.277220011	(0.961 ± 0.441)	(1.889 ± 0.639)
262	<b>Annexin</b>	0	0.706447511	0	0	1.447010476	2.98566879	3.115705991	2.766166708	<b>0.00128</b>	(0.177 ± 0.1765)	(2.579 ± 0.384)
263	<b>Annexin</b>	0	0	0	0	0.868206286	3.732085987	2.265967993	2.151462995	<b>0.00847</b>	(0 ± 0)	(2.254 ± 0.5855)
264	Annexin		0	0	0	0	1.741640127	0	0.922055569	0.163340002	(0 ± 0)	(0.666 ± 0.4195)
265	Annexin A2 (Fragments)		0	0	0	0	1.741640127	0	0.922055569	0.163340002	(0 ± 0)	(0.666 ± 0.4195)
266	AP-1 complex subunit beta-1-like isoform 1		0.706447511	0	0	0	1.492834395	0	0	0.650810003	(0.177 ± 0.1765)	(0.373 ± 0.373)
267	AP-1 complex subunit beta-1-like isoform 1		0.706447511	0	0	0	0	0	0	0.355919987	(0.177 ± 0.1765)	(0 ± 0)
268	AP-1 complex subunit beta-1-like isoform 2		0.706447511	0	0	0	1.492834395	0	0	0.650810003	(0.177 ± 0.1765)	(0.373 ± 0.373)
269	AP-2 complex subunit alpha-2	1.027802045	1.648377526	0	1.184637619	1.447010476	3.234474522	0.849737997	1.536759282	0.242939994	(0.965 ± 0.3475)	(1.767 ± 0.5125)
270	Apolipoprotein A-I	8.993267897	5.651580088	4.349828566	9.714028479	13.02309429	8.459394904	6.51465798	7.069092697	0.448940009	(7.177 ± 1.293)	(8.767 ± 1.4765)
271	Apolipoprotein A-I-like protein		0	0	0	0	4.478503185	0	0	0.355919987	(0 ± 0)	(1.12 ± 1.1195)
272	Apolipoprotein E		0.941930015	0	0	0	2.488057325	0	0.922055569	0.366869986	(0.235 ± 0.2355)	(0.853 ± 0.587)
273	Apolipoprotein E-like protein		0.941930015	0	0	0	2.488057325	0	0.922055569	0.366869986	(0.235 ± 0.2355)	(0.853 ± 0.587)
274	<b>Apoptosis-inducing factor 1</b>	3.597307159	4.474167569	4.093956297	2.369275239	2.025814667	2.736863057	2.549213992	1.536759282	<b>0.036959998</b>	(3.634 ± 0.458)	(2.212 ± 0.271)
275	<b>Apoptosis-inducing factor 1</b>	3.597307159	4.474167569	4.093956297	2.369275239	2.025814667	2.736863057	2.549213992	1.536759282	<b>0.036959998</b>	(3.634 ± 0.458)	(2.212 ± 0.271)
276	<b>Apoptosis-inducing factor 1</b>	3.597307159	4.474167569	4.093956297	2.369275239	2.025814667	2.736863057	2.549213992	1.536759282	<b>0.036959998</b>	(3.634 ± 0.458)	(2.212 ± 0.271)
277	<b>Arginase</b>	2.826455625	3.296755051	2.814594954	4.501622954	0	1.492834395	0.849737997	1.536759282	<b>0.00426</b>	(3.36 ± 0.397)	(0.97 ± 0.3595)
278	<b>Arginase</b>	13.6183771	10.12574766	8.187912594	9.477100955	1.447010476	6.220143312	5.381673984	5.224981559	<b>0.0104</b>	(10.352 ± 1.161)	(4.568 ± 1.063)
279	Arginase-1		0	0	0	0	0	0.849737997	0	0.355919987	(0 ± 0)	(0.212 ± 0.2125)
280	Arginine/serine-rich 3 splicing factor (Fragment)	1.027802045	1.412895022	0	0	0	0	0	0	0.141890004	(0.61 ± 0.361)	(0 ± 0)
281	<b>Argininosuccinate lyase</b>	2.055604091	2.59030754	3.326339491	1.895420191	0	1.741640127	0	1.536759282	<b>0.028480001</b>	(2.467 ± 0.3225)	(0.82 ± 0.475)
282	<b>Argininosuccinate lyase isoform 1</b>	2.055604091	2.59030754	3.326339491	1.895420191	0	1.741640127	0	1.536759282	<b>0.028480001</b>	(2.467 ± 0.3225)	(0.82 ± 0.475)
283	Argininosuccinate synthase	0.770851534	0	0	0	0	0	0	0	0.355919987	(0.193 ± 0.1925)	(0 ± 0)
284	<b>Argininosuccinate synthase</b>	3.083406136	2.119342533	1.79110588	2.606202763	0	1.741640127	0.849737997	0	<b>0.01308</b>	(2.4 ± 0.2825)	(0.648 ± 0.416)
285	Aromatic-L-amino-acid decarboxylase		0	0	0	0.710782572	0	0	0	0.355919987	(0.178 ± 0.1775)	(0 ± 0)
286	Aromatic-L-amino-acid decarboxylase-like protein		0	0	0.710782572	0	0	0	0	0.355919987	(0.178 ± 0.1775)	(0 ± 0)
287	Arylacetamide deacetylase	1.027802045	0	0	0	0	0	0.849737997	0	0.898150027	(0.257 ± 0.257)	(0.212 ± 0.2125)
288	Arylamine N-acetyltransferase 2		0	0	0	1.447010476	0	0	0	0.355919987	(0 ± 0)	(0.362 ± 0.362)
289	<b>Aspartate aminotransferase</b>	9.764119431	6.828992606	6.908551251	6.870898192	4.91983562	5.97133758	5.664919983	5.839685272	<b>0.039560001</b>	(7.593 ± 0.724)	(5.599 ± 0.235)
290	<b>Aspartate aminotransferase</b>	1.284752557	1.883860029	1.79110588	1.658492667	0	1.492834395	0	0	<b>0.01774</b>	(1.655 ± 0.1315)	(0.373 ± 0.373)
291	Aspartate aminotransferase	8.993267897	5.887062591	6.908551251	6.870898192	4.051629334	5.97133758	5.664919983	5.839685272	0.065420002	(7.165 ± 0.6535)	(5.382 ± 0.448)
292	ATP synthase subunit alpha	0	5.651580088	5.117445371	4.501622954	2.604618857	7.712977707	5.098427985	19.67051881	0.261260003	(3.818 ± 1.294)	(8.772 ± 3.7795)
293	ATP synthase subunit alpha	17.98653579	19.78053031	16.37582519	15.63721658	11.86548591	18.90923567	20.11046594	19.67051881	0.930898981	(17.445 ± 0.92)	(17.639 ± 1.9405)
294	ATP synthase subunit b, mitochondrial		0	0	0.710782572	0	0	0	1.229407426	0.727490008	(0.178 ± 0.1775)	(0.307 ± 0.3075)
295	ATP synthase subunit b, mitochondrial		0.770851534	0	0	1.447010476	0	0	0	0.694369972	(0.193 ± 0.1925)	(0.362 ± 0.362)
296	ATP synthase subunit beta	17.21568426	36.97075307	16.88756973	16.82185419	20.83695086	33.83757962	41.07066988	42.72190804	0.123439997	(21.974 ± 4.9995)	(34.617 ± 4.982)
297	ATP synthase subunit beta	19.01433784	3.296755051	35.31037306	31.27443315	20.83695086	12.19148089	25.49213992	16.28964839	0.665499985	(22.224 ± 7.198)	(18.703 ± 2.8705)
298	ATP synthase subunit beta, mitochondrial (Fragment)		0	0	0	0	0	2.549213992	0	0.355919987	(0 ± 0)	(0.637 ± 0.6375)
299	<b>ATP synthase subunit d, mitochondrial</b>	1.798653579	2.354825036	1.023489074	1.184637619	1.157608381	0	0	0	<b>0.02122</b>	(1.59 ± 0.3045)	(0.289 ± 0.2895)
300	<b>ATP synthase subunit delta (Fragment)</b>	1.027802045	1.177412518	1.023489074	0.947710095	0.868206286	0	0	0	<b>0.00985</b>	(1.044 ± 0.048)	(0.217 ± 0.217)
301	ATP synthase subunit gamma		0	0	0	0	0	0	0.922055569	0.355919987	(0 ± 0)	(0.231 ± 0.2305)
302	ATPase, AAA-5 containing protein	0.770851534	0	0	1.184637619	0	0	0	0	0.148120001	(0.489 ± 0.2945)	(0 ± 0)
303	ATP-binding cassette sub-family D member 3 (Fragment)		0.941930015	1.279361343	0.947710095	0	0.99522293	1.132983997	0	0.552510023	(0.792 ± 0.2755)	(0.532 ± 0.3085)



	A	B	C	D	E	F	G	H	I	J	K	L
304	ATP-citrate synthase	3.340356647	1.883860029	1.023489074	0.947710095	2.604618857	0	1.416229996	0	0.380959988	(1.799 ± 0.556)	(1.005 ± 0.629)
305	ATP-citrate synthase	0	0	0.767616806	0.947710095	0	0	1.416229996	0	0.868749976	(0.429 ± 0.2505)	(0.354 ± 0.354)
306	ATP-citrate synthase-like protein	0	0	0	0	0	0	1.699475995	1.229407426	0.142159998	(0 ± 0)	(0.732 ± 0.4335)
307	ATP-dependent RNA helicase DDX3X	0	0.941930015	1.023489074	1.184637619	0	0	0	0	0.025739999	(0.788 ± 0.2675)	(0 ± 0)
308	ATP-dependent RNA helicase DDX3X	0	0.941930015	1.023489074	1.184637619	0	0	0	0	0.025739999	(0.788 ± 0.2675)	(0 ± 0)
309	Autoimmune regulator	0	0	0	0.947710095	1.157608381	2.736863057	0	0	0.326700002	(0.237 ± 0.237)	(0.974 ± 0.648)
310	Beta actin	19.78518937	2.354825036	1.279361343	1.895420191	0	1.741640127	2.832459992	2.151462995	0.344639987	(6.329 ± 4.491)	(1.681 ± 0.604)
311	Beta actin	0	1.648377526	10.74663528	0	0	1.741640127	0	0	0.347779989	(3.099 ± 2.5785)	(0.435 ± 0.4355)
312	Beta actin (Fragment)	0	0	0	0	0	0	7.081149979	3.38087042	0.172340006	(0 ± 0)	(2.616 ± 1.6885)
313	Beta tubulin	5.395960738	0	6.140934446	0	0	1.492834395	5.948165982	1.536759282	0.771860003	(2.884 ± 1.672)	(2.244 ± 1.285)
314	Beta tubulin	5.139010227	6.828992606	7.420295788	3.790840382	3.183423048	6.468949045	1.132983997	1.536759282	0.113760002	(5.795 ± 0.8245)	(3.081 ± 1.2135)
315	Beta tubulin (Fragment)	0	0	0.767616806	0.710782572	0	0.746417197	0	0	0.542779982	(0.37 ± 0.2135)	(0.187 ± 0.1865)
316	Beta-actin-like protein 2	0	0.706447511	1.023489074	0	0	0.99522293	0	0.922055569	0.905589998	(0.432 ± 0.258)	(0.479 ± 0.277)
317	Beta-actin-like protein 2	0	8.712852635	8.443784863	0	0	0.99522293	9.347117972	8.605851979	0.902119994	(4.289 ± 2.477)	(4.737 ± 2.4605)
318	Beta-actin-like protein 2	0	0.706447511	8.443784863	0	0	0.99522293	0	0.922055569	0.417519987	(2.288 ± 2.059)	(0.479 ± 0.277)
319	Beta-globin (Fragment)	0	0	1.279361343	0	2.315216762	1.244028662	0	0	0.40981999	(0.32 ± 0.32)	(0.89 ± 0.5585)
320	Betaine-homocysteine S-methyltransferase 1	3.083406136	1.177412518	1.023489074	7.107825716	0.868206286	1.244028662	0	0.922055569	0.155630007	(3.098 ± 1.4165)	(0.759 ± 0.266)
321	Beta-ureidopropionase	0	0.706447511	0	0	0	0	0	0	0.355919987	(0.177 ± 0.1765)	(0 ± 0)
322	Bifunctional 3'-phosphoadenosine 5'-phosphosulfate synthase 2-like protein	0	0	0.767616806	0	0	0	0	0	0.355919987	(0.192 ± 0.192)	(0 ± 0)
323	Bifunctional ATP-dependent dihydroxyacetone kinase/FAD-AMP lyase (Cyclizing)	2.055604091	1.412895022	3.326339491	2.843130286	1.447010476	1.492834395	2.549213992	1.844111138	0.287449986	(2.409 ± 0.423)	(1.833 ± 0.2545)
324	Bifunctional coenzyme A synthase	0	0.941930015	0	0	0	0	0	0	0.355919987	(0.235 ± 0.2355)	(0 ± 0)
325	Bifunctional purine biosynthesis protein PURH	0	0	0	0	0	0.746417197	0	0	0.355919987	(0 ± 0)	(0.187 ± 0.1865)
326	Brain-specific angiogenesis inhibitor 1-associated protein 2	0	0	0	0	0	0	0.849737997	0	0.355919987	(0 ± 0)	(0.212 ± 0.2125)
327	Brain-specific angiogenesis inhibitor 1-associated protein 2	0	0	0	0	0	0	0.849737997	0	0.355919987	(0 ± 0)	(0.212 ± 0.2125)
328	Bromodomain adjacent to zinc finger domain protein 1A	0	0	0	0.947710095	1.157608381	0	0	0	0.89301002	(0.237 ± 0.237)	(0.289 ± 0.2895)
329	Bromodomain adjacent to zinc finger domain protein 1A	0	0	0	0.947710095	1.157608381	0	0	0	0.89301002	(0.237 ± 0.237)	(0.289 ± 0.2895)
330	Bromodomain adjacent to zinc finger domain protein 1A	0	0	0	0.947710095	1.157608381	0	0	0	0.89301002	(0.237 ± 0.237)	(0.289 ± 0.2895)
331	C-1-tetrahydrofolate synthase, cytoplasmic	11.81972352	11.06767767	8.187912594	11.60944867	11.86548591	11.94267516	11.04659397	9.527907549	0.689540029	(10.671 ± 0.843)	(11.096 ± 0.5605)
332	C-1-tetrahydrofolate synthase, cytoplasmic-like protein	11.81972352	11.06767767	8.187912594	11.60944867	11.86548591	11.94267516	11.04659397	9.527907549	0.689540029	(10.671 ± 0.843)	(11.096 ± 0.5605)
333	CAD protein	1.284752557	0	1.79110588	0	0	0	0	0	0.142590001	(0.769 ± 0.456)	(0 ± 0)
334	CAD protein	1.284752557	0	1.79110588	0	0	0	0	0	0.142590001	(0.769 ± 0.456)	(0 ± 0)
335	Cadherin-2	1.027802045	0	0	0	0	0	0	0	0.355919987	(0.257 ± 0.257)	(0 ± 0)
336	Calcium-binding mitochondrial carrier protein Aralar1	0	0	0.767616806	0.947710095	0	0	0	0	0.137500003	(0.429 ± 0.2505)	(0 ± 0)
337	Calcium-binding mitochondrial carrier protein Aralar2	5.139010227	5.18061508	6.908551251	6.633970668	2.604618857	6.468949045	3.682197989	6.147037128	0.283230007	(5.966 ± 0.4685)	(4.726 ± 0.942)
338	Calcium-transporting ATPase	0	0	0	0	0	0.99522293	0	0	0.355919987	(0 ± 0)	(0.249 ± 0.249)
339	Calmodulin	0	1.412895022	1.79110588	0.947710095	1.736412572	0	0	0	0.338939995	(1.038 ± 0.3865)	(0.434 ± 0.434)
340	Calmodulin (Fragment)	0	1.412895022	1.79110588	0.947710095	1.736412572	0	0	0	0.338939995	(1.038 ± 0.3865)	(0.434 ± 0.434)
341	Calnexin	0	0.941930015	0.767616806	0	1.157608381	1.741640127	0.849737997	0.922055569	0.06058	(0.427 ± 0.2495)	(1.168 ± 0.2025)
342	Calnexin	0	0.941930015	0.767616806	0	1.157608381	0	2.549213992	0.922055569	0.257169992	(0.427 ± 0.2495)	(1.157 ± 0.527)
343	Calnexin	0	0.941930015	0.767616806	0	1.157608381	0	2.549213992	0.922055569	0.257169992	(0.427 ± 0.2495)	(1.157 ± 0.527)
344	Calnexin	0	0.706447511	0.767616806	0	1.157608381	1.244028662	0.849737997	0.922055569	0.0274	(0.369 ± 0.213)	(1.043 ± 0.094)
345	Calnexin-like protein	0	0	0.767616806	0	1.157608381	0	0.849737997	0.922055569	0.139510006	(0.192 ± 0.192)	(0.732 ± 0.253)
346	Calpain small subunit 1-like protein	0	0	0	0	0.868206286	0	0	0	0.355919987	(0 ± 0)	(0.217 ± 0.217)
347	Calreticulin	3.083406136	2.825790044	2.302850417	1.895420191	0	3.98089172	3.115705991	0	0.509220004	(2.527 ± 0.266)	(1.774 ± 1.0395)
348	Calreticulin	3.083406136	2.825790044	2.302850417	1.895420191	0	3.98089172	3.115705991	2.458814851	0.882570028	(2.527 ± 0.266)	(2.389 ± 0.855)
349	Caltractin-like protein	0	1.412895022	1.79110588	0.947710095	1.736412572	0	0	0	0.338939995	(1.038 ± 0.3865)	(0.434 ± 0.434)
350	Carbamoyl-phosphate synthase (Fragment)	50.87620124	22.37083785	44.26590246	44.77930201	10.41847543	42.29697452	69.39526979	8.298500123	0.63211	(40.573 ± 6.2505)	(32.602 ± 14.5215)
351	Carbamoyl-phosphate synthase [ammonia], mitochondrial	145.9478904	148.3539773	136.3799191	143.1042244	114.8926318	121.4171975	105.3675117	82.67764937	0.00558	(143.447 ± 2.5885)	(106.089 ± 8.471)
352	Carbonic anhydrase 1	0.770851534	0.706447511	0	1.421565143	2.604618857	0	0	0	0.921190023	(0.725 ± 0.2905)	(0.651 ± 0.651)
353	Carbonic anhydrase 1-like protein (Fragment)	0.770851534	0.706447511	0	1.421565143	2.604618857	0	0	0	0.921190023	(0.725 ± 0.2905)	(0.651 ± 0.651)
354	Carbonic anhydrase 2 (Fragment)	0	0	0	0.710782572	1.447010476	0	0	0	0.663969994	(0.178 ± 0.1775)	(0.362 ± 0.362)
355	Carbonic anhydrase 2-like protein	0	0	0	0.710782572	1.447010476	0	0	0	0.663969994	(0.178 ± 0.1775)	(0.362 ± 0.362)
356	Carbonic anhydrase 3 (Fragment)	7.70851534	3.767720058	4.349828566	5.923188097	0	5.722531847	4.815181986	5.224981559	0.383960009	(5.437 ± 0.8835)	(3.941 ± 1.3265)
357	Carbonic anhydrase 3-like protein	7.70851534	3.767720058	4.349828566	5.923188097	7.235052382	5.722531847	4.815181986	5.224981559	0.772010028	(5.437 ± 0.8835)	(5.749 ± 0.529)
358	Carbonyl reductase	0	1.412895022	0	0	0.868206286	0	0	0	0.753729999	(0.353 ± 0.353)	(0.217 ± 0.217)
359	Carbonyl reductase [NADPH] 1	0.770851534	0.706447511	0.767616806	0.947710095	0	1.244028662	0.849737997	1.536759282	0.756810009	(0.798 ± 0.052)	(0.908 ± 0.3335)
360	Carbonyl reductase 1	2.312554602	2.354825036	0	2.369275239	0	2.239251592	3.115705991	2.766166708	0.776629984	(1.759 ± 0.5865)	(2.03 ± 0.7005)
361	Carbonyl reductase 2	3.340356647	2.59030754	2.814594954	3.08005781	1.447010476	4.229697452	4.248689987	3.995574133	0.42080013	(2.956 ± 0.1625)	(3.48 ± 0.68)
362	Carbonyl reductase 3 (Fragment)	0	0	0	0	0.868206286	0	0	0	0.355919987	(0 ± 0)	(0.217 ± 0.217)
363	Carbonyl reductase family member 4	1.284752557	0	0	0	2.025814667	0	0	0	0.767830014	(0.321 ± 0.321)	(0.506 ± 0.5065)
364	Carboxylesterase	3.597307159	2.354825036	2.558722686	1.895420191	3.762227239	4.478503185	3.39895199	2.458814851	0.146180004	(2.602 ± 0.3595)	(3.525 ± 0.42)

	A	B	C	D	E	F	G	H	I	J	K	L
365	Carboxylesterase	17.72958528	30.14176047	32.75165038	26.7728102	19.67934248	27.61743631	20.96020394	15.36759282	0.201550007	(26.849 ± 3.277)	(20.906 ± 2.537)
366	Carboxylesterase 3	0	1.177412518	1.023489074	1.184637619	0	1.244028662	0	0	0.251100004	(0.846 ± 0.2845)	(0.311 ± 0.311)
367	Camitine O-palmitoyltransferase 1, liver isoform	0	0	0	0	0	0.746417197	0	0	0.355919987	(0 ± 0)	(0.187 ± 0.1865)
368	Camitine O-palmitoyltransferase 2, mitochondrial	0	0	0	0.710782572	0	1.492834395	0.849737997	0	0.351469994	(0.178 ± 0.1775)	(0.586 ± 0.3625)
369	Catalase	32.63271494	34.14496303	34.03101172	27.48359277	17.36412572	29.35907643	36.82197989	35.9601672	0.660520017	(32.073 ± 1.568)	(29.876 ± 4.4915)
370	Catenin alpha-1	2.569505113	2.354825036	1.79110588	2.369275239	2.604618857	3.234474522	2.549213992	4.30292599	0.08664	(2.271 ± 0.1675)	(3.173 ± 0.4075)
371	Catenin alpha-2	0	0	0	0	0.868206286	0	0	0	0.355919987	(0 ± 0)	(0.217 ± 0.217)
372	Catenin beta-1	0	0	0	0.710782572	1.447010476	0	0	0	0.663969994	(0.178 ± 0.1775)	(0.362 ± 0.362)
373	Cathepsin B	0	0	0	0	1.736412572	0.99522293	0	0	0.156990007	(0 ± 0)	(0.683 ± 0.4225)
374	Ceruloplasmin	0	0	0	0	0	1.492834395	0	0	0.355919987	(0 ± 0)	(0.373 ± 0.373)
375	Ceruloplasmin	0	0	0	0	0	1.492834395	0	0	0.355919987	(0 ± 0)	(0.373 ± 0.373)
376	Ceruloplasmin	0	0	0	0	0	1.492834395	0	0	0.355919987	(0 ± 0)	(0.373 ± 0.373)
377	Chloride intracellular channel protein 4	0	0	0	0	0.868206286	0	0	0	0.355919987	(0 ± 0)	(0.217 ± 0.217)
378	Choline dehydrogenase	0	0	0.767616806	0.947710095	0	0	1.132983997	0	0.71341002	(0.429 ± 0.2505)	(0.283 ± 0.283)
379	Citrate lyase subunit beta-like protein	0	0	0	0	0	0.99522293	0	0	0.355919987	(0 ± 0)	(0.249 ± 0.249)
380	Citrate lyase subunit beta-like protein, mitochondrial	0	0	0	0	0	0.99522293	0	0	0.355919987	(0 ± 0)	(0.249 ± 0.249)
381	Clathrin heavy chain	2.312554602	7.535440117	6.140934446	7.581680764	9.839671239	12.93789809	8.214133975	4.30292599	0.227990001	(5.893 ± 1.2395)	(8.824 ± 1.7975)
382	Clathrin heavy chain (Fragment)	2.312554602	7.535440117	6.140934446	7.581680764	9.839671239	2.488057325	8.214133975	4.30292599	0.884609997	(5.893 ± 1.2395)	(6.211 ± 1.7)
383	Clathrin heavy chain 1-like protein	2.312554602	7.535440117	6.140934446	7.581680764	9.839671239	2.488057325	8.214133975	4.30292599	0.884609997	(5.893 ± 1.2395)	(6.211 ± 1.7)
384	Cleavage and polyadenylation specificity factor subunit 6	0	0.706447511	0	0	0	0	0	0	0.355919987	(0.177 ± 0.1765)	(0 ± 0)
385	Clustered mitochondria protein homolog	1.027802045	0	0	0	0	0	0	0	0.355919987	(0.257 ± 0.257)	(0 ± 0)
386	Clustered mitochondria protein homolog	1.027802045	0	0	0	0	0	0	0	0.355919987	(0.257 ± 0.257)	(0 ± 0)
387	Coatome subunit alpha	0	0	1.79110588	1.421565143	1.157608381	2.488057325	0.849737997	2.151462995	0.209800005	(0.803 ± 0.47)	(1.662 ± 0.391)
388	Coatome subunit beta	0	0	0	0.710782572	0	3.483280255	0	0	0.465110004	(0.178 ± 0.1775)	(0.871 ± 0.871)
389	Coatome subunit gamma	1.798653579	3.532237555	2.046978149	3.08005781	1.447010476	4.727308917	4.248689987	4.30292599	0.260210007	(2.614 ± 0.413)	(3.681 ± 0.7525)
390	Cob(D)yrinic acid a,c-diamide adenosyltransferase, mitochondrial	0	0.706447511	0	0	0	0.746417197	0	0	0.970239997	(0.177 ± 0.1765)	(0.187 ± 0.1865)
391	Cocaine esterase-like isoform 1	0	0	0	0	1.447010476	0	0	0	0.355919987	(0 ± 0)	(0.362 ± 0.362)
392	Cofilin-1	0	0	0	0.947710095	1.157608381	0.746417197	0	0	0.544640005	(0.237 ± 0.237)	(0.476 ± 0.2875)
393	Coiled-coil-helix-coiled-coil-helix domain-containing protein 3, mitochondrial	0	0	0	0	0	0	0	0.922055569	0.355919987	(0 ± 0)	(0.231 ± 0.2305)
394	Complement C3	0	1.883860029	0.767616806	0	1.157608381	1.741640127	0	0	0.924000025	(0.663 ± 0.4455)	(0.725 ± 0.435)
395	Complement factor B	0	0	0	0	0	0.746417197	0	0	0.355919987	(0 ± 0)	(0.187 ± 0.1865)
396	Complement factor B	0	0	0	0	0	0.746417197	0	0	0.355919987	(0 ± 0)	(0.187 ± 0.1865)
397	Complement factor B	0	0	0	0	0	0.746417197	0	0	0.355919987	(0 ± 0)	(0.187 ± 0.1865)
398	Coronin	0	0	0	0	0	0	0.849737997	0	0.355919987	(0 ± 0)	(0.212 ± 0.2125)
399	Cullin-associated NEDD8-dissociated protein 1	0	0	0	1.421565143	1.447010476	3.732085987	0	0	0.360980004	(0.355 ± 0.3555)	(1.295 ± 0.881)
400	Cystathionine gamma-lyase	0	0.706447511	0	0	0	0	0	0	0.355919987	(0.177 ± 0.1765)	(0 ± 0)
401	Cytochrome b5	0	0.941930015	0	0	0	0	0	0	0.355919987	(0.235 ± 0.2355)	(0 ± 0)
402	Cytochrome b5	3.85425767	4.238685066	3.326339491	3.08005781	2.315216762	0	0	0	0.00301	(3.625 ± 0.2605)	(0.579 ± 0.579)
403	Cytochrome b-c1 complex subunit 1, mitochondrial	1.027802045	1.412895022	0	1.895420191	0	1.741640127	1.982721994	1.536759282	0.714190006	(1.084 ± 0.4025)	(1.315 ± 0.448)
404	Cytochrome b-c1 complex subunit 2, mitochondrial	1.284752557	0	0.767616806	0	0	0	0	0	0.153889999	(0.513 ± 0.3145)	(0 ± 0)
405	Cytochrome b-c1 complex subunit 9	0.770851534	0.941930015	0	0.947710095	0	0	0	0	0.02562	(0.665 ± 0.2255)	(0 ± 0)
406	Cytochrome c	0.770851534	0	0	0	0	0	0	0	0.355919987	(0.193 ± 0.1925)	(0 ± 0)
407	Cytochrome c oxidase subunit 2	1.541703068	0.941930015	0	2.132347715	1.736412572	0	0	0	0.295910001	(1.154 ± 0.455)	(0.434 ± 0.434)
408	Cytochrome c oxidase subunit 2	1.541703068	0.941930015	0	2.132347715	1.736412572	0	0	0	0.295910001	(1.154 ± 0.455)	(0.434 ± 0.434)
409	Cytochrome c oxidase subunit 2	1.541703068	0.941930015	0	2.132347715	1.736412572	0	0	0	0.295910001	(1.154 ± 0.455)	(0.434 ± 0.434)
410	Cytochrome c oxidase subunit 2	0	0	0	0	1.736412572	0	0	0	0.355919987	(0 ± 0)	(0.434 ± 0.434)
411	Cytochrome c oxidase subunit 5A, mitochondrial	0	0	0	0.710782572	0	0	0	0	0.355919987	(0.178 ± 0.1775)	(0 ± 0)
412	Cytochrome c oxidase subunit II	0	0.941930015	0	0	1.736412572	0	0	0	0.701489985	(0.235 ± 0.2355)	(0.434 ± 0.434)
413	Cytochrome c, somatic	0.770851534	0.941930015	0	0	0	0	0	0	0.137160003	(0.428 ± 0.2495)	(0 ± 0)
414	Cytochrome c1, heme protein, mitochondrial	0	0	0	0.947710095	0	0	0	0	0.355919987	(0.237 ± 0.237)	(0 ± 0)
415	Cytochrome P-450	2.312554602	2.59030754	2.046978149	1.184637619	0	0	0	0	0.00054	(2.034 ± 0.304)	(0 ± 0)
416	Cytochrome P450 1A2	0	1.412895022	1.79110588	2.843130286	0	2.488057325	0.849737997	0	0.44580999	(1.512 ± 0.588)	(0.834 ± 0.5865)
417	Cytochrome P450 1A2	0	0	0	0	0	0.99522293	0	0	0.355919987	(0 ± 0)	(0.249 ± 0.249)
418	Cytochrome P-450 2A14	0.770851534	0	0	0.947710095	0	0	0	1.229407426	0.768249998	(0.43 ± 0.2505)	(0.307 ± 0.3075)
419	Cytochrome P-450 2A14	0.770851534	1.412895022	0	0.947710095	0	0	0	1.229407426	0.306309998	(0.783 ± 0.294)	(0.307 ± 0.3075)
420	Cytochrome P450 2A5	0.770851534	0	0	0.710782572	0	0	0	0	0.134499997	(0.37 ± 0.214)	(0 ± 0)
421	Cytochrome P450 2A8	0.770851534	1.648377526	0	0	0	1.492834395	0	1.229407426	0.896440029	(0.605 ± 0.3925)	(0.681 ± 0.3965)
422	Cytochrome P450 2A9	0	4.709650073	3.326339491	3.316985334	1.736412572	3.234474522	1.132983997	1.844111138	0.466549993	(2.838 ± 1.001)	(1.987 ± 0.4445)
423	Cytochrome P450 2B19	0	0	0	1.184637619	0	0	0	0	0.355919987	(0.296 ± 0.296)	(0 ± 0)
424	Cytochrome P450 2C25	0.770851534	1.177412518	1.279361343	2.843130286	0	0	0	0	0.015729999	(1.518 ± 0.4555)	(0 ± 0)
425	Cytochrome P450 2C27	1.798653579	2.119342533	1.023489074	1.895420191	0	0	0	0	0.00037	(1.709 ± 0.238)	(0 ± 0)



	A	B	C	D	E	F	G	H	I	J	K	L
426	Cytochrome P450 2C28	0	0.706447511	0	0.947710095	0	0	0	0	0.140750006	(0.414 ± 0.244)	(0 ± 0)
427	Cytochrome P450 2D10	2.826455625	0	0	0	0	0	0	0	0.355919987	(0.707 ± 0.7065)	(0 ± 0)
428	<b>Cytochrome P450 2D20</b>	5.139010227	6.358027599	5.885062177	4.975478001	0.868206286	1.741640127	4.815181986	0	<b>0.01446</b>	(5.589 ± 0.324)	(1.856 ± 1.0485)
429	<b>Cytochrome P450 2D20</b>	3.597307159	4.474167569	3.838084028	0	0	0	0	0	<b>0.02564</b>	(2.977 ± 1.0095)	(0 ± 0)
430	<b>Cytochrome P450 2D27</b>	1.284752557	1.883860029	1.279361343	1.658492667	0.868206286	0.746417197	0	0.922055569	<b>0.01414</b>	(1.527 ± 0.1485)	(0.634 ± 0.2145)
431	Cytochrome P450 2D27	3.340356647	3.767720058	3.070467223	2.369275239	0	1.99044586	3.682197989	3.688222277	0.421759993	(3.137 ± 0.2935)	(2.34 ± 0.8765)
432	Cytochrome P450 2D28	0	0	0.767616806	4.26469543	0	0	0	0	0.262879997	(1.258 ± 1.0185)	(0 ± 0)
433	Cytochrome P450 2D28	1.027802045	0	0	0	0	0	0	0	0.355919987	(0.257 ± 0.257)	(0 ± 0)
434	Cytochrome P450 2E1	1.798653579	1.648377526	2.046978149	4.027767906	0	1.99044586	0	1.536759282	0.095739998	(2.38 ± 0.555)	(0.882 ± 0.5175)
435	Cytochrome P450 3A31	2.055604091	4.709650073	5.629189908	2.843130286	2.604618857	2.736863057	3.682197989	2.458814851	0.321179986	(3.809 ± 0.823)	(2.871 ± 0.2765)
436	Cytochrome P450 4A10	0	0	0	0	0	0	0.849737997	0	0.355919987	(0 ± 0)	(0.212 ± 0.2125)
437	Cytochrome P450 4A10-like isoform 1	0	0	0	0	0	0	0.849737997	0	0.355919987	(0 ± 0)	(0.212 ± 0.2125)
438	Cytochrome P450 4A14	1.027802045	0.706447511	0	0	0	0	0	0.922055569	0.579289973	(0.434 ± 0.259)	(0.231 ± 0.2305)
439	Cytochrome P450 4A14	1.027802045	0.706447511	0	0	0	0	0	0.922055569	0.579289973	(0.434 ± 0.259)	(0.231 ± 0.2305)
440	Cytochrome P450 4A14-like protein	1.027802045	0.706447511	0	0	0	0	0	0.922055569	0.579289973	(0.434 ± 0.259)	(0.231 ± 0.2305)
441	Cytochrome P450, family 2 subfamily B polypeptide 29	1.027802045	2.119342533	0	1.658492667	0	2.736863057	0.849737997	0	0.713559985	(1.201 ± 0.4585)	(0.897 ± 0.6455)
442	Cytoplasmic aconitate hydratase	12.84752557	9.419300146	9.467273937	9.950956003	1.447010476	11.69386943	10.76334797	8.298500123	0.371529996	(10.421 ± 0.8175)	(8.051 ± 2.315)
443	Cytoplasmic aconitate hydratase-like protein	12.84752557	9.419300146	9.467273937	9.950956003	10.70787753	11.69386943	10.76334797	8.298500123	0.961239994	(10.421 ± 0.8175)	(10.366 ± 0.7255)
444	Cytoplasmic dynein 1 heavy chain 1 (Fragment)	1.284752557	4.238685066	2.302850417	2.843130286	6.656248191	3.98089172	1.132983997	0	0.870400012	(2.667 ± 0.6155)	(2.943 ± 1.4945)
445	Cytoplasmic dynein 1 heavy chain 1-like protein	1.284752557	4.238685066	2.302850417	2.843130286	6.656248191	3.98089172	1.132983997	0	0.870400012	(2.667 ± 0.6155)	(2.943 ± 1.4945)
446	Cytosol aminopeptidase	3.340356647	1.177412518	2.558722686	2.132347715	0	4.727308917	5.664919983	2.151462995	0.562139988	(2.302 ± 0.4505)	(3.136 ± 1.2825)
447	Cytosolic carboxypeptidase 2	0	0	0	0	0	0	0	0	0.355919987	(0.178 ± 0.1775)	(0 ± 0)
448	Cytosolic non-specific dipeptidase	0	0	0	0	1.157608381	1.741640127	0	0	0.146809995	(0 ± 0)	(0.725 ± 0.435)
449	D-beta-hydroxybutyrate dehydrogenase	0	0	0	1.184637619	1.447010476	1.244028662	1.416229996	0	0.159290001	(0.296 ± 0.296)	(1.027 ± 0.345)
450	D-beta-hydroxybutyrate dehydrogenase, mitochondrial	0	0	0	0	0	1.244028662	1.416229996	0	0.135319993	(0 ± 0)	(0.665 ± 0.3855)
451	D-beta-hydroxybutyrate dehydrogenase, mitochondrial (Fragments)	0	0	0	0	0	1.244028662	1.416229996	0	0.135319993	(0 ± 0)	(0.665 ± 0.3855)
452	Delta-1-pyrroline-5-carboxylate dehydrogenase, mitochondrial	9.507168919	14.36443272	11.51425209	9.950956003	4.630433524	7.215366242	10.19685597	7.991148267	0.052730002	(11.334 ± 1.098)	(7.508 ± 1.1485)
453	Delta-aminolevulinic acid dehydratase	1.027802045	1.883860029	0.767616806	1.658492667	1.736412572	0.746417197	1.132983997	0	0.373809993	(1.334 ± 0.262)	(0.904 ± 0.3635)
454	Desmoplakin	0	9.419300146	7.16442352	4.738550477	7.813856572	2.736863057	2.549213992	2.151462995	0.553910017	(5.331 ± 2.0175)	(3.813 ± 1.339)
455	Dihydropolypyl dehydrogenase	2.569505113	2.825790044	3.070467223	1.895420191	1.447010476	2.98566879	1.982721994	0	0.192509994	(2.59 ± 0.253)	(1.604 ± 0.6225)
456	Dihydropolypyl dehydrogenase	2.569505113	2.825790044	3.070467223	1.895420191	1.447010476	2.98566879	1.982721994	0	0.192509994	(2.59 ± 0.253)	(1.604 ± 0.6225)
457	Dihydropolypyl dehydrogenase, mitochondrial	2.569505113	0	0	1.895420191	1.447010476	2.98566879	1.982721994	0	0.609990001	(1.116 ± 0.659)	(1.604 ± 0.6225)
458	Dihydropolypyl dehydrogenase, mitochondrial (Fragment)	0	0	0	1.895420191	0	0	0	0	1.229407426	0.778079987	(0.474 ± 0.474)
459	Dihydropolypyllysine-residue succinyltransferase component of 2-oxoglutarate dehydrogenase complex, mitochondrial	0	1.177412518	0.767616806	0	1.157608381	0.746417197	0	0	0.980880022	(0.486 ± 0.293)	(0.476 ± 0.2875)
460	Dihydropolypyllysine-residue succinyltransferase component of 2-oxoglutarate dehydrogenase complex, mitochondrial	0	0	0	0	1.157608381	0	0	0	0.355919987	(0 ± 0)	(0.289 ± 0.2895)
461	Dihydropteridine reductase	2.312554602	1.177412518	0	3.08005781	2.604618857	1.244028662	1.132983997	0	0.659299991	(1.643 ± 0.6725)	(1.245 ± 0.533)
462	<b>Dihydropyrimidinase</b>	1.027802045	1.177412518	1.279361343	0	0	0	0	0	<b>0.025490001</b>	(0.871 ± 0.295)	(0 ± 0)
463	Dihydropyrimidine dehydrogenase	0	0.706447511	0	0	0	0	0	1.132983997	0	0.760209978	(0.177 ± 0.1765)
464	Dihydropyrimidine dehydrogenase [NADP+] (Fragment)	0	0	0	0	0	0	0.99522293	0	0.355919987	(0 ± 0)	(0.249 ± 0.249)
465	Dimethylaniline monooxygenase [N-oxide-forming]	0	1.648377526	1.535233611	2.132347715	1.736412572	3.234474522	0	0.922055569	0.867229998	(1.329 ± 0.4615)	(1.473 ± 0.686)
466	Dipeptidyl peptidase 3-like protein	0	0	0	0.947710095	0	1.492834395	0.849737997	0	0.451579988	(0.237 ± 0.237)	(0.586 ± 0.3625)
467	Dipeptidyl-peptidase 3	0	0	0	0.947710095	0	1.492834395	0.849737997	0	0.451579988	(0.237 ± 0.237)	(0.586 ± 0.3625)
468	Dipeptidylpeptidase 4	0	0	0	0	0	1.99044586	0	0	0.355919987	(0 ± 0)	(0.498 ± 0.4975)
469	Disks large-like 5	1.027802045	0	0	0	0.868206286	0.746417197	0	0	0.687849998	(0.257 ± 0.257)	(0.404 ± 0.2345)
470	DNA damage-binding protein 1	0	0.706447511	1.279361343	1.658492667	0	0	0.849737997	0.922055569	0.33118999	(0.911 ± 0.3615)	(0.443 ± 0.256)
471	DnaJ (Hsp40) homolog, subfamily A, member 1 (Fragment)	0	0	0	0	0	0.99522293	0	0	0.355919987	(0 ± 0)	(0.249 ± 0.249)
472	DnaK-type molecular chaperone (Fragments)	0	0	0	0.710782572	0	0	0	0	0.355919987	(0.178 ± 0.1775)	(0 ± 0)
473	Dolichyl-diphosphooligosaccharide--protein glycosyltransferase 48 kDa subunit	0	0	0	0.710782572	0	1.99044586	0	0	0.567059994	(0.178 ± 0.1775)	(0.498 ± 0.4975)
474	Dolichyl-diphosphooligosaccharide--protein glycosyltransferase subunit 1	1.027802045	2.354825036	1.535233611	0.947710095	0	2.98566879	0	0.922055569	0.550819993	(1.466 ± 0.3235)	(0.977 ± 0.704)
475	Dual specificity protein phosphatase 7-like protein	0	0	0	0.710782572	0	0	0	0	0.355919987	(0.178 ± 0.1775)	(0 ± 0)
476	<b>Dynamin-like 120 kDa protein, mitochondrial</b>	1.027802045	0.941930015	1.535233611	0.710782572	0.868206286	0	0	0	<b>0.02372</b>	(1.054 ± 0.174)	(0.217 ± 0.217)
477	Dynein heavy chain 7, axonemal	0	0	0	0	0	0.746417197	0	1.229407426	0.15275	(0 ± 0)	(0.494 ± 0.3015)
478	EH domain-containing protein 3	0	0.706447511	1.279361343	0	0	0	0	1.132983997	0.629499972	(0.496 ± 0.3095)	(0.283 ± 0.283)
479	EH domain-containing protein 3	0	0.706447511	1.279361343	1.895420191	0	0	0	1.132983997	0	0.21345	(0.97 ± 0.4045)
480	Electron transfer flavoprotein subunit beta	5.139010227	7.299957613	4.349828566	5.449333049	8.103258668	5.722531847	4.248689987	4.30292599	0.975730002	(5.56 ± 0.6245)	(5.594 ± 0.903)
481	Electron transfer flavoprotein-ubiquinone oxidoreductase, mitochondrial	0.770851534	0.706447511	0	1.421565143	0	1.741640127	1.132983997	1.229407426	0.543720007	(0.725 ± 0.2905)	(1.026 ± 0.367)
482	Elongation factor 1-alpha 1	4.111208181	8.241887628	11.00250755	7.818608288	3.472825143	12.44028662	10.76334797	8.298500123	0.707180023	(7.794 ± 1.416)	(8.744 ± 1.952)
483	Elongation factor 1-alpha 1	4.111208181	1.177412518	1.79110588	4.027767906	0	2.736863057	10.76334797	8.298500123	0.341289997	(2.777 ± 0.757)	(5.45 ± 2.4735)
484	Elongation factor 1-alpha 1	4.111208181	1.177412518	1.79110588	4.027767906	0	2.736863057	3.965443988	4.610277846	0.969099998	(2.777 ± 0.757)	(2.828 ± 1.0195)
485	<b>Elongation factor 1-beta</b>	0	0	0	0	0	1.741640127	1.132983997	1.536759282	<b>0.026689999</b>	(0 ± 0)	(1.103 ± 0.3885)
486	Elongation factor 1-delta	1.027802045	0	0	0	0	0	0	0	0.355919987	(0.257 ± 0.257)	(0 ± 0)

	A	B	C	D	E	F	G	H	I	J	K	L
487	Elongation factor 1-delta-like isoform 1	1.027802045	0	0	0	0	0	0	0	0.355919987	(0.257 ± 0.257)	(0 ± 0)
488	Elongation factor 1-delta-like isoform 1	1.027802045	0	0	0	0	0	0	0	0.355919987	(0.257 ± 0.257)	(0 ± 0)
489	Elongation factor 1-delta-like isoform 1	1.027802045	0	0	0	0	0	0	0	0.355919987	(0.257 ± 0.257)	(0 ± 0)
490	Elongation factor 1-delta-like isoform 1	1.027802045	0	0	0	0	0	0	0	0.355919987	(0.257 ± 0.257)	(0 ± 0)
491	Elongation factor 1-delta-like isoform 1	1.027802045	0	0	0	0	0	0	0	0.355919987	(0.257 ± 0.257)	(0 ± 0)
492	Elongation factor 1-delta-like isoform 1	1.027802045	0	0	0	0	0	0	0	0.355919987	(0.257 ± 0.257)	(0 ± 0)
493	Elongation factor 1-gamma	0.770851534	0	0	0.947710095	1.157608381	1.492834395	0	0	0.632380009	(0.43 ± 0.2505)	(0.663 ± 0.3885)
494	Elongation factor 1-gamma	0	0	0	0.947710095	0	0	0	0	0.355919987	(0.237 ± 0.237)	(0 ± 0)
495	Elongation factor 1-gamma	0	0	0	0.947710095	0	0	0	0	0.355919987	(0.237 ± 0.237)	(0 ± 0)
496	Elongation factor 2	8.479366874	9.419300146	6.908551251	8.766318383	8.971464953	2.736863057	14.72879196	12.29407426	0.644140005	(8.393 ± 0.5325)	(9.683 ± 2.5985)
497	Elongation factor 2	8.479366874	9.419300146	6.908551251	8.766318383	8.971464953	20.15326433	14.72879196	12.29407426	0.0581	(8.393 ± 0.5325)	(14.037 ± 2.3555)
498	Elongation factor Ts, mitochondrial	0	0	0	0	0	0.746417197	0	0	0.355919987	(0 ± 0)	(0.187 ± 0.1865)
499	Elongation factor Tu	0	0.941930015	1.023489074	0	0.868206286	0	1.416229996	0	0.864989996	(0.491 ± 0.284)	(0.571 ± 0.348)
500	Elongation factor Tu	0	0.941930015	1.023489074	0	0.868206286	0	1.416229996	0	0.864989996	(0.491 ± 0.284)	(0.571 ± 0.348)
501	Elongation factor Tu	0	0.941930015	1.023489074	0	0	0	0	0	0.134529993	(0.491 ± 0.284)	(0 ± 0)
502	Elongation factor Tu, mitochondrial (Fragments)	0	0	1.023489074	0	0	0	0	0	0.355919987	(0.256 ± 0.256)	(0 ± 0)
503	Endoplasmic reticulum resident protein 29	0	0	0	0	2.025814667	1.244028662	0	0.922055569	0.046530001	(0 ± 0)	(1.048 ± 0.419)
504	Endoplasmic reticulum resident protein 29	6.937663806	9.890265153	5.37331764	7.818608288	7.524454477	12.19148089	13.87905396	14.44553725	0.049090002	(7.505 ± 0.942)	(12.01 ± 1.57)
505	Endoplasmic reticulum (Fragment)	6.937663806	9.890265153	6.396806714	7.818608288	7.524454477	11.94267516	13.87905396	14.44553725	0.0535	(7.761 ± 0.768)	(11.948 ± 1.569)
506	Enolase	0	0	0	0.710782572	0	0	0	0	0.355919987	(0.178 ± 0.1775)	(0 ± 0)
507	Enoyl coenzyme A hydratase short chain 1 (Fragment)	4.625109204	1.177412518	2.814594954	2.132347715	3.762227239	4.229697452	5.381673984	6.147037128	0.052170001	(2.687 ± 0.728)	(4.88 ± 0.5425)
508	Enoyl-CoA delta isomerase 2	1.798653579	0.941930015	1.79110588	1.184637619	0	2.239251592	1.699475995	2.151462995	0.873920021	(1.429 ± 0.217)	(1.523 ± 0.521)
509	Enoyl-CoA hydratase domain-containing protein 2, mitochondrial	0.770851534	0.706447511	0	0.947710095	0.868206286	0.99522293	0	1.229407426	0.64064002	(0.606 ± 0.2085)	(0.773 ± 0.2685)
510	Enoyl-CoA hydratase domain-containing protein 3, mitochondrial	2.826455625	2.354825036	3.070467223	1.184637619	2.315216762	1.492834395	2.265967993	2.766166708	0.77354002	(2.359 ± 0.4185)	(2.21 ± 0.264)
511	Enoyl-CoA hydratase, mitochondrial	2.055604091	2.354825036	2.302850417	2.606202763	2.025814667	1.244028662	1.699475995	2.151462995	0.055459999	(2.33 ± 0.113)	(1.78 ± 0.2025)
512	Epoxide hydrolase 1	1.027802045	1.883860029	2.302850417	1.421565143	0	2.736863057	1.699475995	1.844111138	0.893230021	(1.659 ± 0.277)	(1.57 ± 0.5715)
513	Epoxide hydrolase 1	1.027802045	0	0	1.421565143	2.025814667	2.736863057	1.699475995	1.536759282	0.021509999	(0.612 ± 0.3625)	(2 ± 0.266)
514	Epoxide hydrolase 2	5.909861761	4.945132577	7.16442352	5.686260573	2.604618857	6.468949045	6.79790398	3.073518564	0.357439995	(5.926 ± 0.4615)	(4.736 ± 1.1015)
515	Epoxide hydrolase 2 isoform 1	2.569505113	4.238685066	3.838084028	2.843130286	0.868206286	3.732085987	5.098427985	3.073518564	0.859089971	(3.372 ± 0.397)	(3.193 ± 0.882)
516	Erlin-2	0	1.177412518	0	0	0	0	0	0	0.355919987	(0.294 ± 0.2945)	(0 ± 0)
517	Estradiol 17-beta-dehydrogenase 11	0	0	0	0.710782572	0	0	0	0	0.355919987	(0.178 ± 0.1775)	(0 ± 0)
518	Eukaryotic initiation factor 4A-I	0	0	1.279361343	0.947710095	1.157608381	1.244028662	1.132983997	1.844111138	0.076679997	(0.557 ± 0.3285)	(1.345 ± 0.168)
519	Eukaryotic initiation factor 4A-II	0	2.354825036	1.279361343	0.947710095	1.157608381	1.244028662	1.132983997	1.844111138	0.711740017	(1.145 ± 0.486)	(1.345 ± 0.168)
520	Eukaryotic translation elongation factor 1 alpha (Fragment)	2.312554602	0	0.767616806	1.421565143	0	2.736863057	3.965443988	4.610277846	0.183119997	(1.125 ± 0.491)	(2.828 ± 1.0195)
521	Eukaryotic translation initiation factor 3 subunit A	0	0	0	0.947710095	0	1.492834395	1.132983997	0.922055569	0.152469993	(0.237 ± 0.237)	(0.887 ± 0.3185)
522	Eukaryotic translation initiation factor 3 subunit A	0	0	0	0.947710095	0	1.492834395	1.132983997	0.922055569	0.152469993	(0.237 ± 0.237)	(0.887 ± 0.3185)
523	Eukaryotic translation initiation factor 3 subunit C	0.770851534	1.177412518	0.767616806	0	1.157608381	1.492834395	0	0	0.972779989	(0.679 ± 0.246)	(0.663 ± 0.3885)
524	Eukaryotic translation initiation factor 3 subunit C	0	0	0.767616806	0	1.157608381	1.492834395	0	0	0.319169998	(0.192 ± 0.192)	(0.663 ± 0.3885)
525	Eukaryotic translation initiation factor 3 subunit F	0	0	0	0	0	0.746417197	0	0	0.355919987	(0 ± 0)	(0.187 ± 0.1865)
526	Eukaryotic translation initiation factor 3 subunit F	0	0	0	0	0	0.746417197	0	0	0.355919987	(0 ± 0)	(0.187 ± 0.1865)
527	Eukaryotic translation initiation factor 4B	0	0	0.767616806	0	0	0.746417197	0	0	0.984839976	(0.192 ± 0.192)	(0.187 ± 0.1865)
528	Eukaryotic translation initiation factor 4H	0.770851534	0.941930015	0	0.947710095	0	0	0	0	0.02562	(0.665 ± 0.2255)	(0 ± 0)
529	Eukaryotic translation initiation factor 5A-1	0	0	0	0	0	1.492834395	0	0	0.355919987	(0 ± 0)	(0.373 ± 0.373)
530	Eukaryotic translation initiation factor 5A-1-like protein	0	0	0	0	0.868206286	0	0	0	0.355919987	(0 ± 0)	(0.217 ± 0.217)
531	Ezrin	0	0	0	0.947710095	0	0	0	0	0.355919987	(0.237 ± 0.237)	(0 ± 0)
532	F-actin-capping protein subunit beta	0.770851534	0	0	0.710782572	0	0.99522293	1.699475995	1.229407426	0.193859994	(0.37 ± 0.214)	(0.981 ± 0.3585)
533	F-actin-capping protein subunit beta-like protein	0.770851534	0.706447511	0	0.710782572	1.447010476	0.99522293	1.699475995	1.229407426	0.01524	(0.547 ± 0.183)	(1.343 ± 0.1505)
534	F-actin-capping protein subunit beta-like protein	0.770851534	0.706447511	0	0.710782572	1.447010476	0.99522293	1.699475995	1.229407426	0.01524	(0.547 ± 0.183)	(1.343 ± 0.1505)
535	Far upstream element-binding protein 2	0	0	1.023489074	0	0	0	0	0	0.355919987	(0.256 ± 0.256)	(0 ± 0)
536	Fatty acid binding protein 1 (Fragment)	12.84752557	7.064475109	8.699657131	4.738550477	8.682062858	4.478503185	1.982721994	0	0.122639999	(8.338 ± 1.709)	(3.786 ± 1.8715)
537	Fatty acid synthase	5.909861761	2.119342533	42.98654112	28.90515791	10.12907333	22.14371019	20.96020394	11.9867224	0.72992003	(19.98 ± 9.6865)	(16.305 ± 3.0625)
538	Fatty acid synthase	5.909861761	2.119342533	42.98654112	28.90515791	52.67118134	22.14371019	20.96020394	11.9867224	0.615209997	(19.98 ± 9.6865)	(26.94 ± 8.8715)
539	Fatty acid synthase	5.909861761	2.119342533	42.98654112	28.90515791	10.12907333	22.14371019	20.96020394	11.9867224	0.72992003	(19.98 ± 9.6865)	(16.305 ± 3.0625)
540	Fatty acid synthase	35.97307159	25.19662789	42.98654112	28.90515791	14.47010476	22.14371019	20.96020394	11.9867224	0.0142	(33.265 ± 3.9365)	(17.39 ± 2.4675)
541	Fatty acid synthase (Fragment)	1.027802045	0	1.535233611	0	1.736412572	0	0	0	0.733669996	(0.641 ± 0.384)	(0.434 ± 0.434)
542	Fatty acid synthase (Fragment)	5.395960738	2.354825036	6.140934446	4.027767906	4.630433524	6.220143312	6.231411981	3.38087042	0.577929974	(4.48 ± 0.8325)	(5.116 ± 0.69)
543	Fatty acid-binding protein, brain	1.541703068	0	0	0	0	0	0	0	0.355919987	(0.385 ± 0.3855)	(0 ± 0)
544	Fatty acid-binding protein, liver	3.85425767	2.354825036	4.861573103	3.08005781	5.49863981	0	0	0	0.193110004	(3.538 ± 0.537)	(1.375 ± 1.3745)
545	Ferritin heavy chain	2.569505113	3.061272547	2.046978149	1.895420191	0	0	0	0	1B-04	(2.393 ± 0.2655)	(0 ± 0)
546	Fibrinogen A-alpha-chain (Fragment)	0	0	0	0	0	0.99522293	0.849737997	0.922055569	0.02478	(0 ± 0)	(0.692 ± 0.2325)
547	Fibrinogen alpha chain-like protein	0	0.706447511	0	0.947710095	0	0	0	0	0.140750006	(0.414 ± 0.244)	(0 ± 0)

	A	B	C	D	E	F	G	H	I	J	K	L
548	Fibrinogen gamma chain-like protein	0	0.706447511	0	0.947710095	0	0	0	0	0.140750006	(0.414 ± 0.244)	(0 ± 0)
549	Fibronectin	0	1.177412518	0.767616806	1.184637619	1.447010476	0	1.416229996	0	0.89805001	(0.782 ± 0.2785)	(0.716 ± 0.4135)
550	Filamin-A	1.541703068	5.416097584	3.58221176	0	0	4.727308917	3.115705991	5.224981559	0.717999995	(2.635 ± 1.182)	(3.267 ± 1.1785)
551	Filamin-A	1.541703068	5.416097584	3.58221176	5.923188097	13.02309429	4.727308917	3.115705991	5.224981559	0.35947001	(4.116 ± 0.9945)	(6.523 ± 2.213)
552	Filamin-A	1.541703068	0	3.58221176	0	0	4.727308917	3.115705991	5.224981559	0.220459998	(1.281 ± 0.849)	(3.267 ± 1.1785)
553	Filamin-B	6.937663806	15.07088023	16.88756973	11.13559362	23.44156972	6.96656051	13.59580796	12.29407426	0.714630008	(12.508 ± 2.211)	(14.075 ± 3.436)
554	Filamin-B isoform 4	6.937663806	0	0	0	0	0	0	12.29407426	0.717429996	(1.734 ± 1.7345)	(3.074 ± 3.0735)
555	Filamin-C	0	1.412895022	0	0	1.157608381	0	0	0	0.893419981	(0.353 ± 0.353)	(0.289 ± 0.2895)
556	Filamin-C isoform 3	0	1.412895022	0	0	1.157608381	0	0	0	0.893419981	(0.353 ± 0.353)	(0.289 ± 0.2895)
557	FK506-binding protein 8	0	0	0.767616806	0	0	0	0	0	0.355919987	(0.192 ± 0.192)	(0 ± 0)
558	Flavin reductase (NADPH)	1.798653579	1.883860029	1.535233611	1.658492667	3.183423048	0.99522293	0	0	0.405800015	(1.719 ± 0.077)	(1.045 ± 0.7505)
559	Formimidoyltransferase-cyclodeaminase	3.340356647	3.532237555	4.093956297	4.501622954	2.315216762	5.224920382	6.51465798	3.688222277	0.571539998	(3.867 ± 0.265)	(4.436 ± 0.913)
560	Fructose-1,6-bisphosphatase isozyme 2-like protein	1.798653579	2.354825036	0	2.132347715	1.157608381	1.244028662	0	0	0.179230005	(1.571 ± 0.536)	(0.6 ± 0.347)
561	Fructose-1,6-bisphosphatase isozyme 2-like protein	1.798653579	2.354825036	0	2.132347715	1.157608381	1.244028662	0	0	0.179230005	(1.571 ± 0.536)	(0.6 ± 0.347)
562	Fructose-bisphosphate aldolase	1.284752557	1.177412518	0	0	0	0.99522293	0	2.151462995	0.792930007	(0.616 ± 0.356)	(0.787 ± 0.512)
563	Fructose-bisphosphate aldolase	25.69505113	20.01601281	19.44629241	23.92967991	13.31249638	20.15326433	26.62512392	25.20285223	0.787819982	(22.272 ± 1.515)	(21.323 ± 3.0095)
564	Fructose-bisphosphate aldolase	1.284752557	0	0	0	0	0	0	2.151462995	0.741240025	(0.321 ± 0.321)	(0.538 ± 0.538)
565	Fukutin	0	0	0	0	0	1.244028662	0.849737997	0	0.145209998	(0 ± 0)	(0.523 ± 0.3125)
566	Fukutin	0	0	0	0	0	1.244028662	0.849737997	0	0.145209998	(0 ± 0)	(0.523 ± 0.3125)
567	Fukutin	0	0	0	0	0	1.244028662	0.849737997	0	0.145209998	(0 ± 0)	(0.523 ± 0.3125)
568	Fumarate hydratase	2.312554602	0	0.767616806	1.895420191	1.736412572	0.746417197	2.832459992	1.229407426	0.591120005	(1.244 ± 0.5275)	(1.636 ± 0.447)
569	Fumarate hydratase, mitochondrial	2.312554602	0	0.767616806	1.895420191	1.736412572	0.746417197	2.832459992	1.229407426	0.591120005	(1.244 ± 0.5275)	(1.636 ± 0.447)
570	Fumarylacetoacetase	3.340356647	3.061272547	2.814594954	2.369275239	1.157608381	2.239251592	3.115705991	3.995574133	0.688970029	(2.896 ± 0.206)	(2.627 ± 0.607)
571	Fumarylacetoacetase	1.027802045	0	0	0.710782572	0	0	0	0	0.14452	(0.435 ± 0.259)	(0 ± 0)
572	Galactokinase	2.569505113	4.003202562	1.79110588	2.132347715	2.894020953	2.98566879	3.39895199	2.766166708	0.472710013	(2.624 ± 0.4865)	(3.011 ± 0.137)
573	Gamma-enolase	0	0	0	0	0.868206286	0.99522293	0.849737997	0.922055569	0	(0 ± 0)	(0.909 ± 0.0325)
574	Gelsolin	0	0	0.767616806	0	0.868206286	0	0	0	0.933659971	(0.192 ± 0.192)	(0.217 ± 0.217)
575	Gelsolin	0	0	0.767616806	0	0.868206286	0	0	0	0.933659971	(0.192 ± 0.192)	(0.217 ± 0.217)
576	Gelsolin	0	0	0.767616806	0	0.868206286	0	0	0	0.933659971	(0.192 ± 0.192)	(0.217 ± 0.217)
577	General vesicular transport factor	1.027802045	1.412895022	0	0	0.868206286	2.239251592	0	0	0.803260028	(0.61 ± 0.361)	(0.777 ± 0.5285)
578	General vesicular transport factor	1.027802045	1.412895022	0	0	0.868206286	2.239251592	0	0	0.803260028	(0.61 ± 0.361)	(0.777 ± 0.5285)
579	General vesicular transport factor p15	1.027802045	1.412895022	0	2.369275239	0.868206286	2.239251592	0	1.844111138	0.961440027	(1.202 ± 0.49)	(1.238 ± 0.5035)
580	Glucagon receptor	0	0.706447511	0	1.421565143	0	0	0	0	0.168760002	(0.532 ± 0.34)	(0 ± 0)
581	Glucose-6-phosphate isomerase	1.541703068	0	0	1.421565143	1.447010476	0	2.265967993	0	0.799579978	(0.741 ± 0.4285)	(0.928 ± 0.5615)
582	Glucose-6-phosphate isomerase (Fragment)	1.541703068	0	0	0	1.447010476	0	0	0	0.965730011	(0.385 ± 0.3855)	(0.362 ± 0.362)
583	Glucosidase 2 subunit beta	1.541703068	1.648377526	0.767616806	0.947710095	0	0.746417197	1.132983997	1.844111138	0.528400004	(1.226 ± 0.217)	(0.931 ± 0.3845)
584	Glucosidase 2 subunit beta-like isoform 1	1.541703068	1.648377526	0.767616806	0.947710095	0	0.746417197	1.132983997	1.844111138	0.528400004	(1.226 ± 0.217)	(0.931 ± 0.3845)
585	Glucosidase 2 subunit beta-like isoform 1	1.541703068	1.648377526	0.767616806	0.947710095	0	0.746417197	1.132983997	1.844111138	0.528400004	(1.226 ± 0.217)	(0.931 ± 0.3845)
586	Glucosidase 2 subunit beta-like isoform 1	1.541703068	1.648377526	0.767616806	0.947710095	0	0.746417197	1.132983997	1.844111138	0.528400004	(1.226 ± 0.217)	(0.931 ± 0.3845)
587	Glucosidase 2 subunit beta-like isoform 2	1.541703068	1.648377526	0.767616806	0.947710095	0	0.746417197	1.132983997	1.844111138	0.528400004	(1.226 ± 0.217)	(0.931 ± 0.3845)
588	Glutamine synthetase	1.798653579	0	1.535233611	1.421565143	2.315216762	4.97611465	7.647641977	7.069092697	0.01472	(1.189 ± 0.404)	(5.502 ± 1.2075)
589	Glutaredoxin-1	0.770851534	0.706447511	0	0.710782572	0	0	0	0	0.02431	(0.547 ± 0.183)	(0 ± 0)
590	Glutaryl-CoA dehydrogenase	6.166812272	4.238685066	4.605700834	4.975478001	2.894020953	5.224920382	5.948165982	4.610277846	0.687259972	(4.997 ± 0.418)	(4.669 ± 0.652)
591	Glutathione peroxidase	4.625109204	4.238685066	3.326339491	4.501622954	3.762227239	0	0	0	0.01681	(4.173 ± 0.2935)	(0.941 ± 0.9405)
592	Glutathione S-transferase	3.340356647	3.296755051	0	5.212405525	13.31249638	9.703423567	2.549213992	3.688222277	0.166429996	(2.962 ± 1.0835)	(7.313 ± 2.542)
593	Glutathione S-transferase	5.395960738	9.890265153	4.605700834	10.66173857	28.36140534	11.44506369	5.948165982	0	0.568270028	(7.638 ± 1.5395)	(11.439 ± 6.106)
594	Glutathione S-transferase	3.85425767	14.83539773	11.25837982	10.42481105	27.20379696	27.11982484	4.531935986	3.073518564	0.478210002	(10.093 ± 2.289)	(15.482 ± 6.75)
595	Glutathione S-transferase	25.18115011	14.83539773	19.19042014	12.55715877	31.25542629	12.93789809	15.57852995	6.147037128	0.815490007	(17.941 ± 2.778)	(16.48 ± 5.3105)
596	Glutathione S-transferase	26.46590267	25.43211039	25.33135459	19.19112943	41.09509753	36.32563694	40.22093188	28.8910745	0.00827	(24.105 ± 1.658)	(36.633 ± 2.781)
597	Glutathione S-transferase alpha 4 (Fragment)	0	0	0	1.184637619	0	0	0	0	0.355919987	(0.296 ± 0.296)	(0 ± 0)
598	Glutathione S-transferase alpha-3	0	0.706447511	0	0.710782572	0	0	0	0	0.133980006	(0.354 ± 0.2045)	(0 ± 0)
599	Glutathione S-transferase containing protein	0	0.706447511	0	0	0	0	0	0	0.355919987	(0.177 ± 0.1765)	(0 ± 0)
600	Glutathione S-transferase containing protein	0	0.706447511	0	0	0	0	0	0	0.355919987	(0.177 ± 0.1765)	(0 ± 0)
601	Glutathione S-transferase Mu 1-like protein	2.055604091	0	1.023489074	2.843130286	11.28668172	3.234474522	0	0	0.461670011	(1.481 ± 0.6185)	(3.63 ± 2.6635)
602	Glutathione S-transferase Mu 2	0	0	0.767616806	0	1.157608381	0	1.416229996	3.073518564	0.114990003	(0.192 ± 0.192)	(1.412 ± 0.6335)
603	Glutathione S-transferase Mu 6	5.652911249	6.122545095	5.885062177	10.42481105	21.12635295	11.94267516	2.549213992	5.532333415	0.472799997	(7.021 ± 1.1385)	(10.288 ± 4.11)
604	Glutathione S-transferase Mu 6-like protein	0	0	0	0	2.025814667	0	0.849737997	0	0.184450001	(0 ± 0)	(0.719 ± 0.4795)
605	Glutathione S-transferase Mu 7	0	0	0	0	0	0	1.416229996	0	0.355919987	(0 ± 0)	(0.354 ± 0.354)
606	Glutathione S-transferase Mu 7-like protein	5.395960738	3.532237555	5.37331764	7.818608288	17.94292991	10.6986465	2.265967993	3.38087042	0.447670013	(5.53 ± 0.879)	(8.572 ± 3.6405)
607	Glutathione S-transferase Mu 7-like protein	5.395960738	3.532237555	5.37331764	0	17.94292991	10.6986465	2.265967993	3.38087042	0.242599994	(3.575 ± 1.2695)	(8.572 ± 3.6405)
608	Glutathione S-transferase P	0	0	0	0	0	1.244028662	0	0	0.355919987	(0 ± 0)	(0.311 ± 0.311)

	A	B	C	D	E	F	G	H	I	J	K	L
609	Glutathione S-transferase P	0	0	0	0.947710095	1.736412572	0	0	0	0.703920007	(0.237 ± 0.237)	(0.434 ± 0.434)
610	Glutathione S-transferase P	0	0	0	0	4.630433524	1.244028662	0	0	0.228009999	(0 ± 0)	(1.469 ± 1.094)
611	Glutathione S-transferase P	0	0	0	0	0	1.244028662	0	0	0.355919987	(0 ± 0)	(0.311 ± 0.311)
612	Glutathione S-transferase P1 (Fragment)	0.770851534	0	1.023489074	0	0.868206286	0	1.132983997	0	0.900139987	(0.449 ± 0.264)	(0.5 ± 0.294)
613	Glutathione S-transferase theta-1	0	0	0	0	0	2.736863057	0	0	0.355919987	(0 ± 0)	(0.684 ± 0.684)
614	Glutathione S-transferase Y1	0	0	0	0	7.524454477	0	1.416229996	0	0.259339988	(0 ± 0)	(2.235 ± 1.7945)
615	Glyceraldehyde-3-phosphate dehydrogenase	13.36142659	12.9515377	10.49076301	16.58492667	13.02309429	12.93789809	16.71151395	16.59700025	0.404740006	(13.347 ± 1.2515)	(14.817 ± 1.061)
616	Glyceraldehyde-3-phosphate dehydrogenase	0	0	0	0	4.91983562	0	0	0	0.355919987	(0 ± 0)	(1.23 ± 1.23)
617	Glyceraldehyde-3-phosphate dehydrogenase	0	0	0	0	2.894020953	1.741640127	0	0	0.153369993	(0 ± 0)	(1.159 ± 0.709)
618	Glyceraldehyde-3-phosphate dehydrogenase	4.625109204	3.532237555	0	0	2.315216762	0	5.381673984	1.229407426	0.911689997	(2.039 ± 1.1985)	(2.232 ± 1.1515)
619	Glyceraldehyde-3-phosphate dehydrogenase	4.882059715	0	0	0	4.341031429	0	0	0	0.936689973	(1.221 ± 1.2205)	(1.085 ± 1.0855)
620	Glyceraldehyde-3-phosphate dehydrogenase	4.625109204	3.296755051	3.58221176	4.501622954	0	0	4.30292599	0.040679999	(4.001 ± 0.3305)	(1.076 ± 1.0755)	
621	Glyceraldehyde-3-phosphate dehydrogenase	0	0	0	0	2.894020953	1.741640127	0	0	0.153369993	(0 ± 0)	(1.159 ± 0.709)
622	Glyceraldehyde-3-phosphate dehydrogenase	5.909861761	4.945132577	0	0	4.341031429	0	0	0	0.427980006	(2.714 ± 1.579)	(1.085 ± 1.0855)
623	Glyceraldehyde-3-phosphate dehydrogenase	3.597307159	2.354825036	3.326339491	4.027767906	0	0	0	7.68379641	0.498849988	(3.327 ± 0.3545)	(1.921 ± 1.921)
624	Glyceraldehyde-3-phosphate dehydrogenase	0	0	0	0	0	0	0.849737997	0	0.355919987	(0 ± 0)	(0.212 ± 0.2125)
625	Glyceraldehyde-3-phosphate dehydrogenase	0	0	1.279361343	0	0	4.478503185	0	0	0.517820001	(0.32 ± 0.32)	(1.12 ± 1.1195)
626	Glyceraldehyde-3-phosphate dehydrogenase	0	0	0	3.316985334	2.894020953	1.741640127	1.699475995	0	0.487890005	(0.829 ± 0.829)	(1.584 ± 0.596)
627	Glyceraldehyde-3-phosphate dehydrogenase	0	0	0	0	2.894020953	1.741640127	0	0	0.153369993	(0 ± 0)	(1.159 ± 0.709)
628	Glyceraldehyde-3-phosphate dehydrogenase	0	0	0	0	2.894020953	1.741640127	0	0	0.153369993	(0 ± 0)	(1.159 ± 0.709)
629	Glyceraldehyde-3-phosphate dehydrogenase	1.027802045	0	0	0.710782572	0	0	1.416229996	0	0.860319972	(0.435 ± 0.259)	(0.354 ± 0.354)
630	Glyceraldehyde-3-phosphate dehydrogenase (Fragment)	1.284752557	0	3.838084028	5.686260573	3.472825143	4.97611465	0	1.229407426	0.872919977	(2.702 ± 1.275)	(2.42 ± 1.115)
631	Glyceraldehyde-3-phosphate dehydrogenase (Fragment)	7.451564829	2.59030754	4.349828566	10.66173857	7.235052382	6.220143312	7.081149979	0	0.664550006	(6.263 ± 1.7775)	(5.134 ± 1.726)
632	Glycerol-3-phosphate dehydrogenase [NAD+], cytoplasmic	4.111208181	4.003202562	3.838084028	5.449333049	2.894020953	5.473726115	4.531935986	4.30292599	0.941330016	(4.35 ± 0.3705)	(4.301 ± 0.533)
633	Glycine N-methyltransferase	2.826455625	1.177412518	3.070467223	3.790840382	2.315216762	0.99522293	1.132983997	0.922055569	0.076020002	(2.716 ± 0.5525)	(1.341 ± 0.3275)
634	Glycogen phosphorylase, liver form	5.652911249	5.18061508	2.302850417	4.501622954	5.49863981	5.473726115	5.664919983	3.995574133	0.405609995	(4.409 ± 0.741)	(5.158 ± 0.39)
635	Glycyl-tRNA synthetase	0	0	1.023489074	0	0	0	1.132983997	0	0.945159972	(0.256 ± 0.256)	(0.283 ± 0.283)
636	Golgi integral membrane protein 4	0	0	0	0	0	0.99522293	0	0	0.355919987	(0 ± 0)	(0.249 ± 0.249)
637	GTP:AMP phosphotransferase AK3, mitochondrial	0	0	0.767616806	0	1.157608381	0	0	0	0.788309991	(0.192 ± 0.192)	(0.289 ± 0.2895)
638	GTPase IMAP family member 7	1.284752557	0.706447511	0.767616806	0	0	1.741640127	0	0	0.635259986	(0.69 ± 0.264)	(0.435 ± 0.4355)
639	GTPase-activating RapGAP domain-like 1	0.770851534	0	0	0	0	0	0	0	0.355919987	(0.193 ± 0.1925)	(0 ± 0)
640	GTP-binding protein SAR1b	0	0	0	0	1.157608381	0	0	0	0.355919987	(0 ± 0)	(0.289 ± 0.2895)
641	Guanidinoacetate N-methyltransferase	0	0	0	1.421565143	1.447010476	0	0	0	0.990400016	(0.355 ± 0.3555)	(0.362 ± 0.362)
642	Guanine nucleotide-binding protein subunit alpha-14	0.770851534	0	0	0	0	0	0	0	0.355919987	(0.193 ± 0.1925)	(0 ± 0)
643	Guanine nucleotide-binding protein subunit beta-2-like 1	0	0	0	0.710782572	0	0.746417197	0	0	0.973540008	(0.178 ± 0.1775)	(0.187 ± 0.1865)
644	Guanylate-binding protein 6	0	0	0	0	0.868206286	0	0	0	0.355919987	(0 ± 0)	(0.217 ± 0.217)
645	Guanylate-binding protein 6	0	0	0	0	0.868206286	0	0	0	0.355919987	(0 ± 0)	(0.217 ± 0.217)
646	Heat shock 70 kDa protein 4 (Fragment)	0	0.706447511	0	0	0	1.244028662	1.982721994	0.922055569	0.102650002	(0.177 ± 0.1765)	(1.037 ± 0.411)
647	Heat shock cognate 71 kDa protein	12.84752557	15.30636274	13.0494857	10.66173857	9.260867049	16.42117834	17.27800595	15.67494468	0.442820013	(12.966 ± 0.949)	(14.659 ± 1.829)
648	Heat shock cognate protein	12.84752557	15.30636274	13.0494857	10.66173857	9.260867049	16.42117834	17.27800595	15.67494468	0.442820013	(12.966 ± 0.949)	(14.659 ± 1.829)
649	Heat shock protein	2.312554602	0	0	1.658492667	0	0	0	0	0.1426	(0.993 ± 0.5885)	(0 ± 0)
650	Heat shock protein	7.451564829	37.67720058	14.84059158	36.24991115	15.33831105	22.14371019	10.48010197	4.610277846	0.245020002	(24.055 ± 7.6095)	(13.143 ± 3.7165)
651	Heat shock protein 75 kDa, mitochondrial	0	0	0.767616806	1.184637619	0	1.244028662	0	0	0.69362998	(0.488 ± 0.2945)	(0.311 ± 0.311)
652	Heat shock protein 90 kDa (Fragment)	0	0.706447511	0	0	0	0.99522293	0	0	0.820829988	(0.177 ± 0.1765)	(0.249 ± 0.249)
653	Heat shock protein HSP 90-alpha	8.479366874	10.36123016	6.652678983	7.107825716	0	6.468949045	10.76334797	11.06466683	0.705280006	(8.15 ± 0.833)	(7.074 ± 2.581)
654	Heat shock protein HSP 90-alpha	0.770851534	1.648377526	0	0	0	1.244028662	0	0	0.578779995	(0.605 ± 0.3925)	(0.311 ± 0.311)
655	Heat shock protein HSP 90-alpha (Fragment)	12.59057506	12.9515377	6.652678983	6.870898192	8.682062858	6.96656051	13.02931596	11.9867224	0.864170015	(9.766 ± 1.737)	(10.166 ± 1.413)
656	Heat shock protein HSP 90-beta	6.423762783	6.122545095	4.349828566	5.923188097	5.209237715	4.229697452	6.79790398	5.839685272	0.802770019	(5.705 ± 0.463)	(5.519 ± 0.54)
657	Heat shock-related 70 kDa protein 2	0	0	1.535233611	0.710782572	0.868206286	0.99522293	1.132983997	2.151462995	0.17238	(0.562 ± 0.3655)	(1.287 ± 0.293)
658	Heat shock-related protein 2	0	0	1.535233611	0.710782572	0.868206286	0.99522293	1.132983997	2.151462995	0.17238	(0.562 ± 0.3655)	(1.287 ± 0.293)
659	Heme-binding protein 1	0	0	0	0	0.868206286	0	0	0	0.355919987	(0 ± 0)	(0.217 ± 0.217)
660	Hemoglobin subunit alpha	25.69505113	31.79013799	20.46978149	19.90191201	15.62771314	1.492834395	0	0	0.00513	(24.464 ± 2.768)	(4.28 ± 3.799)
661	Hemoglobin subunit alpha	3.083406136	3.061272547	0.767616806	1.658492667	2.604618857	0.746417197	0	0	0.169589996	(2.143 ± 0.5665)	(0.838 ± 0.6145)
662	Hemoglobin subunit alpha	3.083406136	0	0	1.658492667	0	0.746417197	0	0	0.240419999	(1.185 ± 0.7435)	(0.187 ± 0.1865)
663	Hemoglobin subunit beta	13.10447608	11.77412518	9.467273937	11.60944867	17.07472362	2.239251592	0	0	0.162540004	(11.489 ± 0.7525)	(4.828 ± 4.116)
664	Hemoglobin subunit beta	11.56277301	0	1.279361343	0	2.315216762	2.239251592	0	0	0.498439997	(3.211 ± 2.8005)	(1.139 ± 0.6575)
665	Hemopexin	0	0	0	0	0	1.244028662	0	0	0.355919987	(0 ± 0)	(0.311 ± 0.311)
666	Heterogeneous nuclear ribonucleoprotein A/B	1.027802045	0	0	0	0	0	0	0	0.355919987	(0.257 ± 0.257)	(0 ± 0)
667	Heterogeneous nuclear ribonucleoprotein A3	0	0	0	0	0	0.99522293	0	0	0.355919987	(0 ± 0)	(0.249 ± 0.249)
668	Heterogeneous nuclear ribonucleoprotein L (Fragment)	0	0	0.767616806	0	0	0	0	0.922055569	0.901780009	(0.192 ± 0.192)	(0.231 ± 0.2305)
669	Heterogeneous nuclear ribonucleoprotein U	1.027802045	1.412895022	1.279361343	0	0	0	0	0	0.02715	(0.93 ± 0.32)	(0 ± 0)

	A	B	C	D	E	F	G	H	I	J	K	L
670	Heterogeneous nuclear ribonucleoproteins A2/B1	4.368158693	3.296755051	3.070467223	3.553912858	1.157608381	2.488057325	2.832459992	4.610277846	0.336109996	(3.572 ± 0.283)	(2.772 ± 0.711)
671	High mobility group protein 1-like 10	0	0	0	0	0	0.746417197	0	0	0.355919987	(0 ± 0)	(0.187 ± 0.1865)
672	High mobility group protein B1	0	0	0	0	0	0.746417197	0	0	0.355919987	(0 ± 0)	(0.187 ± 0.1865)
673	High mobility group protein B1	0	0	0	0	0	0.746417197	0	0	0.355919987	(0 ± 0)	(0.187 ± 0.1865)
674	High mobility group protein B1 (Fragment)	0	0	0	0	0	0.746417197	0	0	0.355919987	(0 ± 0)	(0.187 ± 0.1865)
675	Histidine triad nucleotide-binding protein 2	0.770851534	0	0	0	0	0	0	0	0.355919987	(0.193 ± 0.1925)	(0 ± 0)
676	Histone acetyltransferase (Fragment)	0	0	0.767616806	1.184637619	0	1.244028662	0	0	0.69362998	(0.488 ± 0.2945)	(0.311 ± 0.311)
677	Histone H1.5-like protein	0	0	0	0	0	1.244028662	1.699475995	1.536759282	0.02702	(0 ± 0)	(1.12 ± 0.385)
678	Histone H2A	0	4.709650073	0	2.132347715	2.025814667	0	0	0	0.364789993	(1.71 ± 1.119)	(0.506 ± 0.5065)
679	Histone H2A	0	0	0	2.132347715	2.025814667	0	0	0	0.972280025	(0.533 ± 0.533)	(0.506 ± 0.5065)
680	Histone H2A	0	0	0.767616806	0.710782572	0	0	0	0	0.134450004	(0.37 ± 0.2135)	(0 ± 0)
681	Histone H2A	0	1.177412518	0	0	0	0	0	0	0.355919987	(0.294 ± 0.2945)	(0 ± 0)
682	Histone H2A	5.652911249	4.945132577	6.908551251	2.843130286	2.894020953	0	0	0	0.00792	(5.087 ± 0.851)	(0.724 ± 0.7235)
683	Histone H2A	4.625109204	4.709650073	4.349828566	3.08005781	3.183423048	0.99522293	0	0	0.00958	(4.191 ± 0.378)	(1.045 ± 0.7505)
684	Histone H2A	0	4.709650073	0	2.132347715	2.025814667	0	0	0	0.364789993	(1.71 ± 1.119)	(0.506 ± 0.5065)
685	Histone H2A	0	0	0	2.132347715	0	0	0	0	0.355919987	(0.533 ± 0.533)	(0 ± 0)
686	Histone H2A	0	0	0.767616806	0.710782572	0	0	0	0	0.134450004	(0.37 ± 0.2135)	(0 ± 0)
687	Histone H2A type 1	7.70851534	8.477370131	6.908551251	4.975478001	6.656248191	0	0	0	0.026240001	(7.017 ± 0.752)	(1.664 ± 1.664)
688	Histone H2B	10.27802045	0	9.723146205	5.923188097	0	0	0	0	0.033829998	(6.481 ± 2.367)	(0 ± 0)
689	Histone H2B	10.27802045	0	9.723146205	5.923188097	0	0	0	0	0.033829998	(6.481 ± 2.367)	(0 ± 0)
690	Histone H2B	10.27802045	0	9.723146205	5.923188097	0	0	0	0	0.033829998	(6.481 ± 2.367)	(0 ± 0)
691	Histone H2B	0	0	0	5.923188097	0	0	0	0	0.355919987	(1.481 ± 1.481)	(0 ± 0)
692	Histone H2B	0	0	0	5.923188097	0	0	0	0	0.355919987	(1.481 ± 1.481)	(0 ± 0)
693	Histone H2B	10.27802045	0	9.723146205	5.923188097	0	0	0	0	0.033829998	(6.481 ± 2.367)	(0 ± 0)
694	Histone H2B	10.27802045	0	9.723146205	5.923188097	0	0	0	0	0.033829998	(6.481 ± 2.367)	(0 ± 0)
695	Histone H2B	0	0	0	5.923188097	0	0	0	0	0.355919987	(1.481 ± 1.481)	(0 ± 0)
696	Histone H2B	10.27802045	0	9.723146205	5.923188097	0	0	0	0	0.033829998	(6.481 ± 2.367)	(0 ± 0)
697	Histone H3	7.451564829	5.887062591	7.420295788	4.26469543	5.209237715	0.746417197	0	0	0.01732	(6.256 ± 0.7575)	(1.489 ± 1.2525)
698	Histone H3	0	0	0	0	1.447010476	0.746417197	0	0	0.165529996	(0 ± 0)	(0.548 ± 0.3475)
699	Histone H3.1t	11.04887199	7.535440117	10.74663528	6.160115621	5.788041905	0	0	0	0.00758	(8.873 ± 1.204)	(1.447 ± 1.447)
700	Histone H3.2	0	0	0	0	1.447010476	0.746417197	0	0	0.165529996	(0 ± 0)	(0.548 ± 0.3475)
701	Histone H3.3	2.055604091	1.177412518	2.814594954	0	0.868206286	0	0	0	0.090530001	(1.512 ± 0.605)	(0.217 ± 0.217)
702	Histone H3.3	0	0	0	0.710782572	0	0	0	0	0.355919987	(0.178 ± 0.1775)	(0 ± 0)
703	Histone H4	6.423762783	7.064475109	6.908551251	4.738550477	5.209237715	0	0	0	0.01221	(6.284 ± 0.533)	(1.302 ± 1.3025)
704	Histone-lysine N-methyltransferase MLL	0	0	0	0	0	0.746417197	0	1.229407426	0.15275	(0 ± 0)	(0.494 ± 0.3015)
705	Homogentisate 1,2-dioxygenase (Fragment)	0	0	0	1.184637619	0	0	0	0	0.355919987	(0.296 ± 0.296)	(0 ± 0)
706	Hsp90 co-chaperone Cdc37	0	0	0	0	0	1.244028662	0	1.229407426	0.133990005	(0 ± 0)	(0.618 ± 0.357)
707	Hsp90 co-chaperone Cdc37-like protein	0	0	0	0	0	1.244028662	0	1.229407426	0.133990005	(0 ± 0)	(0.618 ± 0.357)
708	Hydroxyacid oxidase 1	3.083406136	3.061272547	2.558722686	3.553912858	0.868206286	3.234474522	2.832459992	1.229407426	0.148780003	(3.064 ± 0.203)	(2.041 ± 0.5835)
709	Hydroxyacyl-coenzyme A dehydrogenase	0.770851534	3.061272547	0	4.738550477	4.91983562	0	0	0	1.536759282	(2.143 ± 1.0825)	(1.614 ± 1.16)
710	Hydroxyacyl-coenzyme A dehydrogenase	1.798653579	3.061272547	0	4.738550477	4.91983562	4.97611465	1.699475995	1.536759282	0.54806	(2.4 ± 1.001)	(3.283 ± 0.962)
711	Hydroxyacyl-coenzyme A dehydrogenase	1.798653579	3.061272547	0	2.606202763	0	1.244028662	0	1.536759282	0.187399998	(1.867 ± 0.6745)	(0.695 ± 0.406)
712	Hydroxyacyl-coenzyme A dehydrogenase, mitochondrial	1.798653579	3.061272547	0	2.606202763	0	1.244028662	0	1.536759282	0.187399998	(1.867 ± 0.6745)	(0.695 ± 0.406)
713	Hydroxyacylglutathione hydrolase, mitochondrial	1.798653579	0.941930015	1.535233611	1.184637619	1.447010476	1.741640127	2.265967993	2.458814851	0.086999997	(1.365 ± 0.189)	(1.978 ± 0.233)
714	Hydroxymethylglutaryl-CoA lyase, mitochondrial	2.569505113	4.945132577	4.861573103	4.738550477	1.447010476	1.99044586	3.115705991	3.688222277	0.066349998	(4.279 ± 0.5715)	(2.56 ± 0.512)
715	Hydroxymethylglutaryl-CoA synthase, mitochondrial	10.27802045	7.77092262	6.908551251	9.714028479	8.103258668	6.717754777	5.381673984	4.610277846	0.067380004	(8.668 ± 0.795)	(6.203 ± 0.7685)
716	Hydroxysteroid dehydrogenase-like protein 2	0.770851534	0.706447511	1.279361343	1.658492667	0	0.99522293	1.132983997	0	0.184890002	(1.104 ± 0.225)	(0.532 ± 0.3085)
717	Hypoxia up-regulated protein 1	0	0	0	1.184637619	0	0	2.549213992	2.458814851	0.267080009	(0.296 ± 0.296)	(1.252 ± 0.723)
718	Hypoxia up-regulated protein 1	0	0	0	1.184637619	0	5.224920382	2.549213992	2.458814851	0.087140001	(0.296 ± 0.296)	(2.558 ± 1.067)
719	Importin subunit beta-1	0	0	0	0	2.025814667	0.746417197	0	0	0.197119996	(0 ± 0)	(0.693 ± 0.478)
720	Importin subunit beta-1	1.541703068	2.59030754	0	0.947710095	2.025814667	3.234474522	1.416229996	1.536759282	0.295240015	(1.27 ± 0.5425)	(2.053 ± 0.415)
721	Indolethylamine N-methyltransferase	0	0	0	0	2.315216762	0	0	0	0.355919987	(0 ± 0)	(0.579 ± 0.579)
722	Integrin alpha-1 (Fragment)	0	0.941930015	0	0	0	0	0	0	0.355919987	(0.235 ± 0.2355)	(0 ± 0)
723	Integrin beta	0	0.706447511	0.767616806	0	0	0.746417197	0	0.922055569	0.885529995	(0.369 ± 0.213)	(0.417 ± 0.2435)
724	Inter-alpha-trypsin inhibitor heavy chain H2	0	0	1.023489074	0	0	0	0	0	0.355919987	(0.256 ± 0.256)	(0 ± 0)
725	Inter-alpha-trypsin inhibitor heavy chain H2	0	0	1.023489074	0	0	0	0	0	0.355919987	(0.256 ± 0.256)	(0 ± 0)
726	Intercellular adhesion molecule 1 (Fragment)	0	0	0	0.710782572	0	0	0	0	0.355919987	(0.178 ± 0.1775)	(0 ± 0)
727	Iscitrate dehydrogenase [NADP]	2.826455625	0.941930015	1.79110588	3.08005781	1.157608381	2.736863057	0.849737997	1.229407426	0.344009995	(2.16 ± 0.4925)	(1.493 ± 0.4225)
728	Iscitrate dehydrogenase [NADP]	5.652911249	2.59030754	2.814594954	2.132347715	1.736412572	2.488057325	2.832459992	3.073518564	0.402509987	(3.298 ± 0.798)	(2.533 ± 0.2915)
729	Iscitrate dehydrogenase 1 (Fragment)	5.652911249	4.709650073	6.908551251	6.160115621	5.788041905	6.468949045	5.381673984	6.454388985	0.766680002	(5.858 ± 0.4615)	(6.023 ± 0.2665)
730	Isovaleryl-CoA dehydrogenase, mitochondrial	2.826455625	2.354825036	0.767616806	3.08005781	0	0	0	0	0.00482	(2.257 ± 0.519)	(0 ± 0)



	A	B	C	D	E	F	G	H	I	J	K	L
731	Kinesin-1 heavy chain-like protein	0	0	0	0	0	0.746417197	0	0	0.355919987	(0 ± 0)	(0.187 ± 0.1865)
732	Kinesin-like protein KIF27	4.882059715	0	0	0	0	0	1.132983997	0	0.482710004	(1.221 ± 1.2205)	(0.283 ± 0.283)
733	Kynurenine-oxoglutarate transaminase 3	3.340356647	3.061272547	3.070467223	2.132347715	0.868206286	3.234474522	3.39895199	3.073518564	0.706560016	(2.901 ± 0.2645)	(2.644 ± 0.5955)
734	Kynurenine-oxoglutarate transaminase 3-like protein	3.340356647	3.061272547	3.070467223	2.132347715	0.868206286	3.234474522	3.39895199	3.073518564	0.706560016	(2.901 ± 0.2645)	(2.644 ± 0.5955)
735	Kynurenine-oxoglutarate transaminase 3-like protein	3.340356647	0.706447511	3.070467223	2.132347715	0.868206286	3.234474522	3.39895199	3.073518564	0.707369983	(2.312 ± 0.5945)	(2.644 ± 0.5955)
736	Lactoylglutathione lyase	1.027802045	0.941930015	0.767616806	0.947710095	1.736412572	0.99522293	0	0	0.595939094	(0.921 ± 0.055)	(0.683 ± 0.4225)
737	Lamin-A/C	2.312554602	5.651580088	2.814594954	1.658492667	0	2.488057325	4.815181986	3.073518564	0.711679995	(3.109 ± 0.88)	(2.594 ± 0.996)
738	Lamin-L(f)	0	0.706447511	1.279361343	1.421565143	0	0.746417197	1.132983997	1.844111138	0.880169988	(0.852 ± 0.3235)	(0.931 ± 0.3845)
739	LanC-like protein 1 (Fragment)	1.284752557	1.648377526	4.349828566	4.027767906	2.604618857	0.99522293	2.549213992	2.151462995	0.423220009	(2.828 ± 0.792)	(2.075 ± 0.374)
740	Leucine-rich repeat LGI family member 2	0	0.706447511	0	0	0	0	0	0	0.355919987	(0.177 ± 0.1765)	(0 ± 0)
741	Leucine-rich repeat-containing protein 59	0	0.941930015	0	0	0	0.746417197	0	0	0.876110017	(0.235 ± 0.2355)	(0.187 ± 0.1865)
742	Leucine-rich repeat-containing protein 59	0	0.941930015	0	0	0	0.746417197	0	0	0.876110017	(0.235 ± 0.2355)	(0.187 ± 0.1865)
743	Leukosialin-like protein	0	0	0	0	0.868206286	0	0	0	0.355919987	(0 ± 0)	(0.217 ± 0.217)
744	Leukotriene A-4 hydrolase	0	0	0	0	0	0	0	0	1.536759282	(0 ± 0)	(0.384 ± 0.384)
745	L-gulonolactone oxidase	0	0.706447511	1.279361343	0	0	0	0	0	0.159899995	(0.496 ± 0.3095)	(0 ± 0)
746	Lithocholate 6-beta-hydroxylase	3.340356647	3.767720058	2.046978149	3.553912858	8.392660763	5.97133758	2.832459992	3.688222277	0.168650001	(3.177 ± 0.3865)	(5.221 ± 1.2475)
747	Liver carboxylesterase	0	0	0	0	1.184637619	0	0	0	0.355919987	(0.296 ± 0.296)	(0 ± 0)
748	Liver carboxylesterase	0	0	0.767616806	0	0	0.99522293	1.132983997	0	0.385250002	(0.192 ± 0.192)	(0.532 ± 0.3085)
749	Liver carboxylesterase 1	0	0	1.535233611	0	0	0	0	0	0.355919987	(0.384 ± 0.384)	(0 ± 0)
750	Liver carboxylesterase 1-like protein	0	0	1.279361343	0.947710095	0	0	0	1.229407426	0.599330008	(0.557 ± 0.3285)	(0.307 ± 0.3075)
751	Liver carboxylesterase 1-like protein (Fragment)	0	0	1.279361343	0	0	0	0	0	0.355919987	(0.32 ± 0.32)	(0 ± 0)
752	Liver carboxylesterase 4	0	1.177412518	0	0	0	0	0	0	0.355919987	(0.294 ± 0.2945)	(0 ± 0)
753	Liver carboxylesterase B-1-like protein	0	1.177412518	0	0	0	0	0	0	0.355919987	(0.294 ± 0.2945)	(0 ± 0)
754	Liver carboxylesterase B-1-like protein	0	1.177412518	0	0	0	0	0	0	0.355919987	(0.294 ± 0.2945)	(0 ± 0)
755	Liver carboxylesterase B-1-like protein (Fragment)	0	1.177412518	0	0	0	0	0	0	0.355919987	(0.294 ± 0.2945)	(0 ± 0)
756	Liver carboxylesterase-like isoform 1	0	0	1.023489074	0.947710095	0	0	0	0	0.134450004	(0.493 ± 0.285)	(0 ± 0)
757	Liver carboxylesterase-like isoform 1	0	0	1.023489074	0.947710095	0	0	0	0	0.134450004	(0.493 ± 0.285)	(0 ± 0)
758	Liver carboxylesterase-like isoform 1	0	0	0	0.710782572	0	0	0	0	0.355919987	(0.178 ± 0.1775)	(0 ± 0)
759	Liver carboxylesterase-like isoform 1 (Fragment)	0	0	0.767616806	0	0	0.99522293	1.132983997	0	0.385250002	(0.192 ± 0.192)	(0.532 ± 0.3085)
760	L-lactate dehydrogenase	0	1.412895022	0	0	0	0	0	0	0.355919987	(0.353 ± 0.353)	(0 ± 0)
761	L-lactate dehydrogenase	2.312554602	1.883860029	0	0.947710095	1.157608381	0	2.265967993	2.151462995	0.888530016	(1.286 ± 0.5145)	(1.394 ± 0.527)
762	L-lactate dehydrogenase	2.312554602	1.883860029	0	0.947710095	1.157608381	2.736863057	2.265967993	2.151462995	0.243550003	(1.286 ± 0.5145)	(2.078 ± 0.332)
763	Lon protease homolog 2, peroxisomal	0.770851534	0	0	0	0	0	0	0	0.355919987	(0.193 ± 0.1925)	(0 ± 0)
764	Lon protease homolog, mitochondrial	1.027802045	2.59030754	1.79110588	0.947710095	1.736412572	3.234474522	0	0	0.703999996	(1.589 ± 0.384)	(1.243 ± 0.78)
765	Long-chain specific acyl-CoA dehydrogenase	6.937663806	7.770922662	5.117445371	4.027767906	2.604618857	4.727308917	11.32983997	10.44996312	0.588466982	(5.963 ± 0.8505)	(7.278 ± 2.1375)
766	Long-chain-fatty-acid-CoA ligase 1	3.85425767	3.296755051	2.558722686	2.369275239	2.604618857	3.98089172	1.416229996	1.844111138	0.429399997	(3.02 ± 0.3425)	(2.461 ± 0.563)
767	L-serine dehydratase/L-threonine deaminase	0.770851534	0	0	0	0	0	0	0	0.355919987	(0.193 ± 0.1925)	(0 ± 0)
768	L-xylulose reductase	9.507168919	5.18061508	5.37331764	7.34475324	8.103258668	8.459394904	6.231411981	6.761740841	0.654630005	(6.851 ± 1.0115)	(7.389 ± 0.5315)
769	L-xylulose reductase	0	0	0	1.895420191	0	0	0	0	0.355919987	(0.474 ± 0.474)	(0 ± 0)
770	L-xylulose reductase-like protein	0	1.412895022	0	0	0	0	0	0	0.355919987	(0.353 ± 0.353)	(0 ± 0)
771	Lysine-specific demethylase 5C	0	0	0	0.947710095	0	1.741640127	0	0	0.702719986	(0.237 ± 0.237)	(0.435 ± 0.4355)
772	Lysosome-associated membrane glycoprotein 2	0	0	0	0	0	0.99522293	0	0	0.355919987	(0 ± 0)	(0.249 ± 0.249)
773	Major vault protein	4.368158693	6.828992606	4.605700834	4.501622954	5.49863981	11.69386943	11.89633196	11.06466683	0.022810001	(5.076 ± 0.5865)	(10.038 ± 1.5235)
774	Major vault protein	4.368158693	6.828992606	4.605700834	4.501622954	5.49863981	11.69386943	11.89633196	11.06466683	0.022810001	(5.076 ± 0.5865)	(10.038 ± 1.5235)
775	Malate dehydrogenase	10.02106994	0.706447511	0.767616806	0.710782572	5.49863981	8.459394904	11.32983997	0	0.367280006	(3.051 ± 2.323)	(6.322 ± 2.4205)
776	Malate dehydrogenase	2.312554602	1.412895022	1.79110588	0.710782572	0	2.98566879	3.965443988	3.073518564	0.345580012	(1.557 ± 0.337)	(2.506 ± 0.864)
777	Malate dehydrogenase (Fragment)	1.284752557	10.83219517	10.23489074	10.8986661	1.447010476	7.712977707	1.416229996	11.67937054	0.455159992	(8.313 ± 2.3475)	(5.564 ± 2.5195)
778	Malate dehydrogenase (Fragment)	9.764119431	8.712852635	7.676168057	8.766318383	4.051629334	7.712977707	8.214133975	7.991148267	0.156819999	(8.73 ± 0.4265)	(6.992 ± 0.9855)
779	Maleylacetoacetate isomerase	1.027802045	1.177412518	0.767616806	0.710782572	1.157608381	0.99522293	0	0	0.291889995	(0.921 ± 0.11)	(0.538 ± 0.3125)
780	Medium-chain specific acyl-CoA dehydrogenase	2.312554602	3.296755051	2.558722686	3.553912858	1.736412572	2.239251592	2.832459992	2.766166708	0.2183	(2.93 ± 0.295)	(2.394 ± 0.256)
781	Methionine-R-sulfoxide reductase B2, mitochondrial	0	0.941930015	1.023489074	0.947710095	0	0	0	0	0.02428	(0.728 ± 0.2435)	(0 ± 0)
782	Methylcrotonoyl-CoA carboxylase beta chain, mitochondrial	0	0.941930015	0	0	0	0	1.132983997	0.922055569	0.492859989	(0.235 ± 0.2355)	(0.514 ± 0.2995)
783	Methylcrotonoyl-CoA carboxylase subunit alpha	0.770851534	0.706447511	0	0.710782572	0	0	0	0	0.02431	(0.547 ± 0.183)	(0 ± 0)
784	Methylcrotonoyl-CoA carboxylase subunit alpha, mitochondrial	0.770851534	0.706447511	0	0.710782572	0	0	0	0	0.02431	(0.547 ± 0.183)	(0 ± 0)
785	Methylmalonate-semialdehyde dehydrogenase [acylating], mitochondrial	3.85425767	3.061272547	3.838084028	2.606202763	0.868206286	1.244028662	5.948165982	5.224981559	0.989480019	(3.34 ± 0.3065)	(3.321 ± 1.3185)
786	Methylmalonyl-CoA mutase	4.625109204	6.828992606	6.908551251	5.686260573	1.157608381	3.732085987	2.549213992	1.536759282	0.00309	(6.012 ± 0.54)	(2.244 ± 0.5765)
787	Methylmalonyl-CoA mutase, mitochondrial	4.625109204	6.828992606	6.908551251	5.686260573	1.157608381	3.732085987	2.549213992	1.536759282	0.00309	(6.012 ± 0.54)	(2.244 ± 0.5765)
788	Methyltransferase-like protein 7B	1.284752557	0	1.023489074	0	0	0	0	0	0.138070002	(0.577 ± 0.3375)	(0 ± 0)
789	MICOS complex subunit MIC60 (Fragments)	0	0	0	0.710782572	0	0	0	0	0.355919987	(0.178 ± 0.1775)	(0 ± 0)
790	Microsomal glutathione S-transferase 1	0.770851534	1.412895022	0	1.421565143	1.157608381	0	0	0	0.217429996	(0.901 ± 0.337)	(0.289 ± 0.2895)
791	Microsomal glutathione S-transferase 1-like protein	0.770851534	1.412895022	0	1.421565143	1.157608381	0	0	0	0.217429996	(0.901 ± 0.337)	(0.289 ± 0.2895)



	A	B	C	D	E	F	G	H	I	J	K	L
792	Microsomal triglyceride transfer protein large subunit	6.937663806	6.593510102	2.302850417	6.633970668	8.103258668	14.43073248	5.381673984	5.224981559	0.312579989	(5.617 ± 1.1075)	(8.285 ± 2.1525)
793	Microtubule-actin cross-linking factor 1, isoform 4	0	0.706447511	0	0	0	0	0	0	0.355919987	(0.177 ± 0.1765)	(0 ± 0)
794	Mitochondrial dicarboxylate carrier	0	0	0	1.421565143	0	0	0	0	0.355919987	(0.355 ± 0.3555)	(0 ± 0)
795	Mitochondrial inner membrane protein	1.027802045	1.883860029	0	0.710782572	0.868206286	0	0	0	0.174209997	(0.906 ± 0.3905)	(0.217 ± 0.217)
796	Mitochondrial isocitrate dehydrogenase 2 NADP+ (Fragment)	2.569505113	2.59030754	1.535233611	0.947710095	1.736412572	0	1.416229996	0.922055569	0.158559993	(1.911 ± 0.4045)	(1.019 ± 0.3785)
797	Mitochondrial ornithine transporter 1	0	0	0	0	0.868206286	0	0	0	0.355919987	(0 ± 0)	(0.217 ± 0.217)
798	Monoglyceride lipase	0	0	0.767616806	0.710782572	0	0	0	0	0.134450004	(0.37 ± 0.2135)	(0 ± 0)
799	MOSC domain-containing protein 1	1.798653579	0.706447511	1.023489074	1.421565143	1.157608381	2.239251592	1.132983997	1.229407426	0.592050016	(1.238 ± 0.2375)	(1.44 ± 0.2675)
800	MOSC domain-containing protein 1, mitochondrial	1.798653579	0.706447511	1.023489074	1.421565143	1.157608381	2.239251592	1.132983997	1.229407426	0.592050016	(1.238 ± 0.2375)	(1.44 ± 0.2675)
801	MOSC domain-containing protein 2	0.770851534	1.648377526	0	0.947710095	0	1.244028662	1.416229996	3.073518564	0.440340012	(0.842 ± 0.3385)	(1.433 ± 0.631)
802	MOSC domain-containing protein 2, mitochondrial	0.770851534	1.648377526	0	0.947710095	0	1.244028662	1.416229996	3.073518564	0.440340012	(0.842 ± 0.3385)	(1.433 ± 0.631)
803	Myosin light polypeptide 6	0	0.706447511	0	0.947710095	1.157608381	0	0	0	0.754010022	(0.414 ± 0.244)	(0.289 ± 0.2895)
804	Myosin light polypeptide 6	0	0.706447511	0	0.947710095	1.157608381	0	0	0	0.754010022	(0.414 ± 0.244)	(0.289 ± 0.2895)
805	Myosin-10	2.569505113	5.651580088	5.37331764	4.027767906	6.656248191	3.98089172	4.815181986	2.458814851	0.950879991	(4.406 ± 0.7075)	(4.478 ± 0.875)
806	Myosin-11	2.826455625	4.945132577	5.37331764	5.686260573	8.971464953	1.99044586	3.115705991	2.151462995	0.727010012	(4.708 ± 0.645)	(4.057 ± 1.657)
807	Myosin-11	2.826455625	4.945132577	5.37331764	5.686260573	8.971464953	1.99044586	3.115705991	2.151462995	0.727010012	(4.708 ± 0.645)	(4.057 ± 1.657)
808	Myosin-11	2.826455625	4.945132577	5.37331764	5.686260573	8.971464953	1.99044586	3.115705991	2.151462995	0.727010012	(4.708 ± 0.645)	(4.057 ± 1.657)
809	Myosin-11	2.826455625	4.945132577	5.37331764	5.686260573	8.971464953	1.99044586	3.115705991	2.151462995	0.727010012	(4.708 ± 0.645)	(4.057 ± 1.657)
810	Myosin-11	2.826455625	4.945132577	5.37331764	5.686260573	8.971464953	1.99044586	3.115705991	2.151462995	0.727010012	(4.708 ± 0.645)	(4.057 ± 1.657)
811	Myosin-11	2.826455625	4.945132577	5.37331764	5.686260573	8.971464953	1.99044586	3.115705991	2.151462995	0.727010012	(4.708 ± 0.645)	(4.057 ± 1.657)
812	Myosin-14	0	2.825790044	3.070467223	2.606202763	3.762227239	2.239251592	1.982721994	0	0.906050026	(2.126 ± 0.715)	(1.996 ± 0.7725)
813	Myosin-9	16.95873375	58.39966091	60.89759992	46.91164973	63.37905886	37.81847134	49.85129585	36.88222277	0.923169971	(45.792 ± 10.082)	(46.983 ± 6.212)
814	Myosin-9	0	1.648377526	1.279361343	0.947710095	1.736412572	2.239251592	0	5.532333415	0.288249999	(0.969 ± 0.353)	(2.377 ± 1.156)
815	Myosin-9	0	1.648377526	1.279361343	0.947710095	1.736412572	2.239251592	3.115705991	5.532333415	0.053610001	(0.969 ± 0.353)	(3.156 ± 0.842)
816	Myosin-9	16.95873375	58.39966091	60.89759992	46.91164973	63.37905886	37.81847134	49.85129585	36.88222277	0.923169971	(45.792 ± 10.082)	(46.983 ± 6.212)
817	Myosin-9	0	1.648377526	1.535233611	0.947710095	1.736412572	0	3.115705991	0	0.837949991	(1.033 ± 0.377)	(1.213 ± 0.755)
818	Myosin-Ib (Fragment)	0	0	0	0.947710095	0	0.99522293	0	0	0.973540008	(0.237 ± 0.237)	(0.249 ± 0.249)
819	Myosin-Vb	34.94526954	37.20623558	37.86909575	39.09304144	11.28668172	34.83280255	46.45234386	45.7954266	0.755990028	(37.278 ± 8.8705)	(34.592 ± 8.2125)
820	Na(+)/H(+) exchange regulatory cofactor NHE-RF1	0	0	0	0	0	0.746417197	0	0	0.355919987	(0 ± 0)	(0.187 ± 0.1865)
821	NADH dehydrogenase [ubiquinone] 1 beta subcomplex subunit 10	0	0	0	0	1.157608381	0	0	0	0.355919987	(0 ± 0)	(0.289 ± 0.2895)
822	NADH dehydrogenase [ubiquinone] iron-sulfur protein 3, mitochondrial	0	0	0	1.184637619	0	0	0	0	0.355919987	(0.296 ± 0.296)	(0 ± 0)
823	NADH-cytochrome b5 reductase 3	1.541703068	1.648377526	0	2.843130286	3.183423048	0.746417197	1.699475995	0	0.914390028	(1.508 ± 0.583)	(1.407 ± 0.6865)
824	NADH-cytochrome b5 reductase 3-like protein	1.541703068	1.648377526	0	2.843130286	3.183423048	0.746417197	1.699475995	0	0.914390028	(1.508 ± 0.583)	(1.407 ± 0.6865)
825	NADH-ubiquinone oxidoreductase 75 kDa subunit, mitochondrial	0	0	0	0.710782572	0	1.741640127	0	0.922055569	0.324889988	(0.178 ± 0.1775)	(0.666 ± 0.4195)
826	NADPH--cytochrome P450 reductase	1.798653579	0	0	0	0	0	3.39895199	1.536759282	0.428680003	(0.45 ± 0.4495)	(1.234 ± 0.8075)
827	NADPH--cytochrome P450 reductase	2.826455625	4.238685066	4.349828566	6.870898192	0	6.468949045	3.115705991	1.536759282	0.311199993	(4.571 ± 0.841)	(2.78 ± 1.3845)
828	N-cadherin (Fragment)	1.027802045	0	0	0	0	0	0	0	0.355919987	(0.257 ± 0.257)	(0 ± 0)
829	Neutral alpha-glucosidase AB	2.826455625	3.532237555	2.046978149	2.132347715	1.736412572	5.722531847	1.982721994	5.532333415	0.369509995	(2.635 ± 0.3465)	(3.743 ± 1.0895)
830	Neutral alpha-glucosidase AB isoform 1	2.826455625	3.532237555	2.046978149	2.132347715	1.736412572	5.722531847	1.982721994	5.532333415	0.369509995	(2.635 ± 0.3465)	(3.743 ± 1.0895)
831	Neutral alpha-glucosidase AB isoform 2	2.826455625	3.532237555	2.046978149	2.132347715	1.736412572	5.722531847	1.982721994	5.532333415	0.369509995	(2.635 ± 0.3465)	(3.743 ± 1.0895)
832	Nicotinate phosphoribosyltransferase	0	0	0.767616806	0.710782572	0	0	0	0	0.134450004	(0.37 ± 0.2135)	(0 ± 0)
833	Nicotinate phosphoribosyltransferase	0	0	0.767616806	0.710782572	0	0	0	0	0.134450004	(0.37 ± 0.2135)	(0 ± 0)
834	Nicotinate-nucleotide pyrophosphorylase [carboxylating]	0	0	0	0	0.868206286	0	0	0	0.355919987	(0 ± 0)	(0.217 ± 0.217)
835	Noggin	0	0	0	0	0.868206286	0	0	0	0.355919987	(0 ± 0)	(0.217 ± 0.217)
836	Non-specific lipid-transfer protein	1.284752557	1.412895022	2.558722686	2.843130286	2.315216762	0	0	0	0.084720001	(2.025 ± 0.3955)	(0.579 ± 0.579)
837	Nuclear mitotic apparatus protein 1	0	1.177412518	0.767616806	0	1.157608381	0	0	0	0.649529994	(0.486 ± 0.293)	(0.289 ± 0.2895)
838	Nuclear mitotic apparatus protein 1	0	1.177412518	0.767616806	0	1.157608381	0	0	0	0.649529994	(0.486 ± 0.293)	(0.289 ± 0.2895)
839	Nuclease domain-containing protein 1	5.652911249	5.18061508	4.605700834	3.316985334	1.447010476	5.473726115	5.381673984	7.68379641	0.832509995	(4.689 ± 0.505)	(4.997 ± 1.2975)
840	Nucleolin	1.541703068	0.941930015	1.023489074	0	0	0	0	0.922055569	0.153109998	(0.877 ± 0.321)	(0.231 ± 0.2305)
841	Nucleolin	0.770851534	0	0	0	0	0	0	0	0.355919987	(0.193 ± 0.1925)	(0 ± 0)
842	<b>Nucleophosmin</b>	<b>0.770851534</b>	<b>0.941930015</b>	<b>2.046978149</b>	<b>0.947710095</b>	<b>0</b>	<b>0</b>	<b>0</b>	<b>0.922055569</b>	<b>0.044149999</b>	<b>(1.177 ± 0.293)</b>	<b>(0.231 ± 0.2305)</b>
843	Nucleoprotein TPR	0	1.648377526	2.814594954	1.658492667	2.315216762	0.746417197	0	0	0.373430014	(1.53 ± 0.579)	(0.765 ± 0.5455)
844	Nucleoside diphosphate kinase	0	0.941930015	0	1.184637619	0.868206286	0	0	0	0.438490003	(0.532 ± 0.311)	(0.217 ± 0.217)
845	Nucleoside diphosphate kinase	1.284752557	1.177412518	0	1.421565143	1.736412572	0	0	0	0.36164999	(0.971 ± 0.3275)	(0.434 ± 0.434)
846	Nucleotide-binding, alpha-beta plat containing protein	0	0.706447511	0	0	0	0	0	0	0.355919987	(0.177 ± 0.1765)	(0 ± 0)
847	Nucleotide-binding, alpha-beta plat containing protein	0	0.706447511	0	0	0	0	0	0	0.355919987	(0.177 ± 0.1765)	(0 ± 0)
848	Nucleotide-binding, alpha-beta plat containing protein	0	0.706447511	0	0	0	0	0	0	0.355919987	(0.177 ± 0.1765)	(0 ± 0)
849	Obscurin	0	0	0	0	0	0	0.849737997	0	0.355919987	(0 ± 0)	(0.212 ± 0.2125)
850	Olfactory receptor 52Z1-like protein	0	0	0	0	2.604618857	0	0	0	0.355919987	(0 ± 0)	(0.651 ± 0.651)
851	Omega-amidase NIT2	0	0.706447511	0	0.947710095	5.49863981	1.244028662	1.416229996	1.229407426	0.123389997	(0.414 ± 0.244)	(2.347 ± 1.0515)
852	Omega-amidase NIT2-like protein	0	0.706447511	0	0.947710095	5.49863981	1.244028662	0	1.229407426	0.246030003	(0.414 ± 0.244)	(1.993 ± 1.2045)

	A	B	C	D	E	F	G	H	I	J	K	L
853	Ornithine carbamoyltransferase, mitochondrial (Fragment)	2.312554602	3.296755051	3.070467223	2.369275239	1.157608381	1.244028662	1.132983997	1.229407426	0.00074	(2.762 ± 0.248)	(1.191 ± 0.027)
854	Ornithine transporter 1-like protein	0	0	0	0	0.868206286	0	0	0	0.355919987	(0 ± 0)	(0.217 ± 0.217)
855	Peptidyl-prolyl cis-trans isomerase	2.826455625	2.59030754	2.046978149	2.843130286	2.894020953	0	0	0	0.047740001	(2.577 ± 0.186)	(0.724 ± 0.7235)
856	Peptidyl-prolyl cis-trans isomerase	1.027802045	0.706447511	0	0	0	0	0	0	0.144859999	(0.434 ± 0.259)	(0 ± 0)
857	Peptidyl-prolyl cis-trans isomerase A	6.423762783	5.651580088	5.885062177	5.686260573	3.472825143	0	0	0	0.00127	(5.912 ± 0.1785)	(0.868 ± 0.868)
858	Peptidyl-prolyl cis-trans isomerase A	0	2.354825036	0	0	0	0	0	0	0.355919987	(0.589 ± 0.5885)	(0 ± 0)
859	Peptidyl-prolyl cis-trans isomerase FKBP8	0	0	0.767616806	0	0	0	0	0	0.355919987	(0.192 ± 0.192)	(0 ± 0)
860	Periaxin (Fragment)	0	0	0	1.184637619	0	0	0	0	0.355919987	(0.296 ± 0.296)	(0 ± 0)
861	Peroxioredoxin-1	3.597307159	6.122545095	3.58221176	4.738550477	8.971464953	4.478503185	1.416229996	1.536759282	0.834020019	(4.51 ± 0.602)	(4.101 ± 1.771)
862	Peroxioredoxin-2	1.798653579	0	1.279361343	0	1.447010476	0	0	0	0.510249972	(0.77 ± 0.4565)	(0.362 ± 0.362)
863	Peroxioredoxin-2	1.798653579	0	1.279361343	0	1.447010476	0	0	0	0.510249972	(0.77 ± 0.4565)	(0.362 ± 0.362)
864	Peroxioredoxin-5, mitochondrial	0	0	0	0	2.604618857	0	0	0	0.355919987	(0 ± 0)	(0.651 ± 0.651)
865	Peroxioredoxin-6 (Fragments)	0	0	0	0	0.868206286	0	0	0	0.355919987	(0 ± 0)	(0.217 ± 0.217)
866	Peroxioredoxin-6-like protein	1.027802045	0	0	1.184637619	2.025814667	0	1.416229996	0	0.629190028	(0.553 ± 0.321)	(0.861 ± 0.512)
867	Peroxisomal 3,2-trans-enoyl-CoA isomerase	1.798653579	0.941930015	1.79110588	1.184637619	0	2.239251592	1.699475995	2.151462995	0.873920023	(1.429 ± 0.217)	(1.523 ± 0.521)
868	Peroxisomal acyl-coenzyme A oxidase 2	2.312554602	1.177412518	1.279361343	2.606202763	2.604618857	2.488057325	1.982721994	2.766166708	0.172930002	(1.844 ± 0.361)	(2.46 ± 0.169)
869	Peroxisomal acyl-coenzyme A oxidase 2	2.312554602	1.177412518	1.279361343	2.606202763	2.604618857	2.488057325	1.982721994	2.766166708	0.172930002	(1.844 ± 0.361)	(2.46 ± 0.169)
870	Peroxisomal bifunctional enzyme	8.479366874	4.238685066	3.070467223	8.292463335	2.315216762	7.712977707	7.364395978	3.995574133	0.736519992	(6.02 ± 1.387)	(5.347 ± 1.313)
871	Peroxisomal carnitine O-octanoyltransferase isoform 1	0	0	0	0	1.741640127	0	0	0	0.355919987	(0 ± 0)	(0.435 ± 0.4355)
872	Peroxisomal carnitine O-octanoyltransferase isoform 1	0	0	0	0	1.741640127	0	0	0	0.355919987	(0 ± 0)	(0.435 ± 0.4355)
873	Peroxisomal carnitine O-octanoyltransferase isoform 2	0	0	0	0	1.741640127	0	0	0	0.355919987	(0 ± 0)	(0.435 ± 0.4355)
874	Peroxisomal Lon protease-like 2	0.770851534	0	0	0	0	0	0	0	0.355919987	(0.193 ± 0.1925)	(0 ± 0)
875	Peroxisomal multifunctional enzyme type 2	0	0	0	1.895420191	0	0	2.265967993	0.922055569	0.667270005	(0.474 ± 0.474)	(0.797 ± 0.5355)
876	PHD finger protein 3	0	0	0	0	0.868206286	0	0	0	0.355919987	(0 ± 0)	(0.217 ± 0.217)
877	PHD finger protein 3	0	0	0	0	0.868206286	0	0	0	0.355919987	(0 ± 0)	(0.217 ± 0.217)
878	Phenazine biosynthesis-like domain-containing protein 2	0.770851534	2.825790044	0	3.08005781	2.604618857	2.98566879	0	0.922055569	0.969640017	(1.669 ± 0.7595)	(1.628 ± 0.704)
879	Phenazine biosynthesis-like domain-containing protein 2	0.770851534	2.354825036	0	3.08005781	2.025814667	2.98566879	0	0.922055569	0.94581002	(1.551 ± 0.707)	(1.483 ± 0.65)
880	Phenazine biosynthesis-like domain-containing protein 2	0	0	0	0.947710095	1.736412572	2.239251592	0	0	0.274289995	(0.237 ± 0.237)	(0.994 ± 0.583)
881	Phenylalanine-4-hydroxylase	1.541703068	3.296755051	0	1.184637619	0.868206286	2.736863057	1.699475995	1.844111138	0.731270015	(1.506 ± 0.682)	(1.787 ± 0.3825)
882	Phosphate carrier protein	0	0	0	0	0.99522293	0	0	0	0.355919987	(0 ± 0)	(0.249 ± 0.249)
883	Phosphate carrier protein	0	0	0	0	0.99522293	0	0	0	0.355919987	(0 ± 0)	(0.249 ± 0.249)
884	Phosphate carrier protein, mitochondrial	0	0	0	0	0.99522293	0	0	0	0.355919987	(0 ± 0)	(0.249 ± 0.249)
885	Phosphatidylethanolamine-binding protein 1	3.85425767	3.061272547	3.070467223	3.08005781	3.472825143	0	0	0	0.035829999	(3.267 ± 0.196)	(0.868 ± 0.868)
886	Phosphoenolpyruvate carboxykinase, cytosolic [GTP]	1.541703068	1.648377526	2.046978149	1.184637619	0	0.99522293	0	0	0.00438	(1.605 ± 0.1775)	(0.249 ± 0.249)
887	Phosphoglucosyltransferase-1	0	0	0.767616806	0.710782572	0	0	0	0	0.134450004	(0.37 ± 0.2135)	(0 ± 0)
888	Phosphoglucosyltransferase-2	0	0	0	0	0	0.746417197	0	0	0.355919987	(0 ± 0)	(0.187 ± 0.1865)
889	Phosphoglycerate kinase 1	4.111208181	5.18061508	2.814594954	4.975478001	2.894020953	5.97133758	4.248689987	3.38087042	0.870760024	(4.27 ± 0.538)	(4.124 ± 0.6765)
890	Phosphoglycerate mutase 1	1.284752557	0.706447511	1.023489074	0.710782572	1.447010476	0.99522293	1.132983997	1.536759282	0.116509996	(0.931 ± 0.139)	(1.278 ± 0.128)
891	Phosphoglycerate mutase 2	1.027802045	0	0	0	0	0	0	0	0.355919987	(0.257 ± 0.257)	(0 ± 0)
892	Phosphoserine aminotransferase	1.027802045	1.412895022	1.023489074	1.421565143	0	0	0	0	4B-05	(1.221 ± 0.113)	(0 ± 0)
893	Plakophilin-2-like protein	0	0.706447511	0	0	0	0	0	0	0.355919987	(0.177 ± 0.1765)	(0 ± 0)
894	Plastin-3	0	0	0	0	0	0.746417197	0	0	0.355919987	(0 ± 0)	(0.187 ± 0.1865)
895	Plastin-3	0	0	0	0	0	0.746417197	0	0	0.355919987	(0 ± 0)	(0.187 ± 0.1865)
896	Plastin-3	0	0	0	0	0	0.746417197	0	0	0.355919987	(0 ± 0)	(0.187 ± 0.1865)
897	Plastin-3	0	0	0	0	0	0.746417197	0	0	0.355919987	(0 ± 0)	(0.187 ± 0.1865)
898	Plastin-3	0	0	0	0	0	0.746417197	0	0	0.355919987	(0 ± 0)	(0.187 ± 0.1865)
899	Plectin (Fragment)	12.07667403	31.08369048	18.93454787	20.8496221	13.31249638	4.97611465	9.347117972	11.67937054	0.045230001	(20.736 ± 3.93)	(9.829 ± 1.8105)
900	Polyketide synthase/Fatty acid synthase, KR containing protein	8.479366874	6.358027599	4.861573103	9.950956003	4.91983562	12.93789809	12.17957796	4.610277846	0.637830019	(7.412 ± 1.1255)	(8.662 ± 2.256)
901	Polyketide synthase/Fatty acid synthase, KR containing protein	8.479366874	6.358027599	4.861573103	9.950956003	4.91983562	12.93789809	12.17957796	4.610277846	0.637830019	(7.412 ± 1.1255)	(8.662 ± 2.256)
902	Polyubiquitin	61.92507323	55.57387086	67.03853436	64.68121402	33.57064305	22.89012739	32.5732899	15.67494468	0.00033	(62.305 ± 2.475)	(26.177 ± 4.2495)
903	Polyubiquitin	60.64032067	56.98676588	65.24742848	67.05048926	32.99183886	20.15326433	29.45758391	13.83083354	0.00024	(62.481 ± 2.275)	(24.108 ± 4.3665)
904	Porphobilinogen deaminase	0	0	0	0.710782572	0	0	1.132983997	1.229407426	0.324750006	(0.178 ± 0.1775)	(0.591 ± 0.3415)
905	Prelamin-A/C-like isoform 1	0	0.706447511	1.279361343	1.421565143	0	0.746417197	1.132983997	1.844111138	0.880169988	(0.852 ± 0.3235)	(0.931 ± 0.3845)
906	Prelamin-A/C-like isoform 2	0	0.706447511	1.279361343	1.421565143	0	0.746417197	1.132983997	1.844111138	0.880169988	(0.852 ± 0.3235)	(0.931 ± 0.3845)
907	Presequence protease	0	0	0	0	0.868206286	0	0	0	0.355919987	(0 ± 0)	(0.217 ± 0.217)
908	Presequence protease	0	0	0	0	0.868206286	0	0	0	0.355919987	(0 ± 0)	(0.217 ± 0.217)
909	Presequence protease	0	0	0	0	0.868206286	0	0	0	0.355919987	(0 ± 0)	(0.217 ± 0.217)
910	Programmed cell death 6-interacting protein	0	0.706447511	0	0.710782572	0.868206286	0	0.849737997	0	0.822870016	(0.354 ± 0.2045)	(0.429 ± 0.248)
911	Prohibitin	5.909861761	1.177412518	2.046978149	2.132347715	3.472825143	4.478503185	2.549213992	2.766166708	0.676159978	(2.817 ± 1.0535)	(3.317 ± 0.4345)
912	Prohibitin (Fragments)	0	1.177412518	1.279361343	0	2.025814667	0	1.132983997	0	0.781870008	(0.614 ± 0.355)	(0.79 ± 0.491)
913	Prohibitin-2	2.312554602	0	0	1.895420191	0	1.244028662	1.416229996	0	0.612469971	(1.052 ± 0.6135)	(0.665 ± 0.3855)

	A	B	C	D	E	F	G	H	I	J	K	L
914	Proline synthetase co-transcribed bacterial-like protein	1.284752557	0	0	0	1.447010476	0	0	0	0.935899973	(0.321 ± 0.321)	(0.362 ± 0.362)
915	Prolow-density lipoprotein receptor-related protein 1	1.798653579	5.651580088	4.605700834	3.553912858	6.656248191	2.736863057	1.982721994	1.844111138	0.684549987	(3.902 ± 0.8215)	(3.305 ± 1.134)
916	Prolow-density lipoprotein receptor-related protein 1	0	1.412895022	0.767616806	0	0.868206286	0	0	0	0.448159993	(0.545 ± 0.341)	(0.217 ± 0.217)
917	Propionyl-CoA carboxylase alpha chain	1.027802045	1.177412518	2.558722686	1.421565143	0	1.741640127	2.549213992	0	0.539830029	(1.546 ± 0.347)	(1.073 ± 0.641)
918	Propionyl-CoA carboxylase alpha chain, mitochondrial	0	0	0	1.421565143	0	1.741640127	0	0	0.891449988	(0.355 ± 0.3555)	(0.435 ± 0.4355)
919	Propionyl-CoA carboxylase alpha polypeptide (Fragment)	0	0	0	1.421565143	0	0	0	0	0.355919987	(0.355 ± 0.3555)	(0 ± 0)
920	Propionyl-CoA carboxylase beta chain, mitochondrial	2.312554602	3.767720058	4.349828566	0.947710095	2.604618857	3.98089172	5.098427985	2.766166708	0.454470009	(2.844 ± 0.7635)	(3.613 ± 0.583)
921	Prostaglandin reductase 1	2.826455625	0	2.814594954	4.738550477	2.025814667	2.98566879	2.265967993	2.766166708	0.935840011	(2.595 ± 0.976)	(2.511 ± 0.221)
922	Prostaglandin reductase 1-like protein	0	2.59030754	2.814594954	0	0	2.98566879	2.265967993	2.766166708	0.552760005	(1.351 ± 0.7815)	(2.004 ± 0.685)
923	Prostaglandin reductase 1-like protein	2.826455625	2.59030754	2.814594954	4.738550477	2.025814667	2.98566879	2.265967993	2.766166708	0.230409995	(3.242 ± 0.5015)	(2.511 ± 0.221)
924	Prostaglandin reductase 1-like protein	2.826455625	2.59030754	2.814594954	4.738550477	2.025814667	2.98566879	2.265967993	2.766166708	0.230409995	(3.242 ± 0.5015)	(2.511 ± 0.221)
925	Prostaglandin reductase 1-like protein	2.826455625	0	2.814594954	4.738550477	2.025814667	2.98566879	2.265967993	2.766166708	0.935840011	(2.595 ± 0.976)	(2.511 ± 0.221)
926	Prostaglandin reductase 2	0.770851534	0	0	0.710782572	0	0.746417197	0	1.229407426	0.749840021	(0.37 ± 0.214)	(0.494 ± 0.3015)
927	Prostaglandin-E(2) 9-reductase-like protein (Fragment)	1.541703068	0	0	0	0	0	0	0	0.355919987	(0.385 ± 0.3855)	(0 ± 0)
928	Proteasome activator complex subunit 2	3.083406136	1.412895022	0	0.947710095	2.894020953	1.492834395	1.699475995	1.229407426	0.551800013	(1.361 ± 0.645)	(1.829 ± 0.368)
929	Proteasome subunit alpha type	0	0	0	0	2.025814667	0	0	0	0.355919987	(0 ± 0)	(0.506 ± 0.5065)
930	Proteasome subunit alpha type	0	0	0	0	2.025814667	0	0	0	0.355919987	(0 ± 0)	(0.506 ± 0.5065)
931	Proteasome subunit alpha type	0	0	0	0	0.868206286	0	0	0	0.355919987	(0 ± 0)	(0.217 ± 0.217)
932	Proteasome subunit alpha type	0	0	0	0	1.736412572	1.244028662	0	0	0.142649993	(0 ± 0)	(0.745 ± 0.442)
933	Proteasome subunit alpha type	0	0	0.767616806	1.421565143	0.868206286	0	0	0	0.446969986	(0.547 ± 0.343)	(0.217 ± 0.217)
934	Proteasome subunit alpha type-7 (Fragment)	0	0	0	0	1.447010476	0	0	0	0.355919987	(0 ± 0)	(0.362 ± 0.362)
935	Proteasome subunit beta type	0	0	0	0	0.868206286	0	0	0	0.355919987	(0 ± 0)	(0.217 ± 0.217)
936	Proteasome subunit beta type-1	0	0	0	0	1.447010476	0	0	0	0.355919987	(0 ± 0)	(0.362 ± 0.362)
937	Proteasome-associated protein ECM29-like	0	0	0	0	0	1.244028662	0	0	0.355919987	(0 ± 0)	(0.311 ± 0.311)
938	Protein disulfide-isomerase	21.32689244	21.66439034	18.42280334	21.56040467	10.99727962	28.61265924	35.40574989	41.18514876	0.254240006	(20.744 ± 0.777)	(29.05 ± 6.543)
939	Protein disulfide-isomerase	1.798653579	0	0.767616806	1.421565143	0	0	1.699475995	1.844111138	0.869300008	(0.997 ± 0.3945)	(0.886 ± 0.5125)
940	Protein disulfide-isomerase	0.770851534	0.941930015	0.767616806	0	0	0.746417197	2.265967993	2.458814851	0.281239986	(0.62 ± 0.2105)	(1.368 ± 0.5955)
941	Protein disulfide-isomerase	8.479366874	8.241887628	8.443784863	6.160115621	4.630433524	10.6986465	10.19685597	11.06466683	0.446466992	(7.831 ± 0.5955)	(9.148 ± 1.516)
942	<b>Protein disulfide-isomerase A3</b>	<b>7.451564829</b>	<b>7.535440117</b>	<b>8.187912594</b>	<b>5.923188097</b>	<b>0</b>	<b>0</b>	<b>0</b>	<b>0</b>	<b>1B-05</b>	<b>(7.275 ± 0.4795)</b>	<b>(0 ± 0)</b>
943	Protein disulfide-isomerase A4	1.798653579	0	0.767616806	1.421565143	0	0	1.699475995	1.844111138	0.869300008	(0.997 ± 0.3945)	(0.886 ± 0.5125)
944	Protein disulfide-isomerase A6	1.541703068	3.061272547	2.558722686	1.895420191	1.157608381	3.483280255	1.982721994	1.229407426	0.653519988	(2.264 ± 0.339)	(1.963 ± 0.54)
945	Protein disulfide-isomerase A6	0.770851534	0.706447511	1.023489074	1.184637619	0	2.239251592	1.416229996	0	0.989849985	(0.921 ± 0.1115)	(0.914 ± 0.5535)
946	Protein DJ-1	3.340356647	5.887062591	2.046978149	3.790840382	6.945650287	1.99044586	1.132983997	0	0.496670008	(3.766 ± 0.7975)	(2.517 ± 1.5315)
947	Protein docy-2	0	0.706447511	0	0	0	0	0	0	0.355919987	(0.177 ± 0.1765)	(0 ± 0)
948	Protein ERGIC-53	0	0.941930015	0	0	0.868206286	1.244028662	0	0	0.484499991	(0.235 ± 0.2355)	(0.528 ± 0.3145)
949	Protein flightless-1-like	0	0	0	0	0	0.746417197	0	0	0.355919987	(0 ± 0)	(0.187 ± 0.1865)
950	Protein NipSnap-like 1	0	0	1.79110588	0	0	0	1.416229996	0	0.874979973	(0.448 ± 0.448)	(0.354 ± 0.354)
951	Protein transport protein Sec23A	0	0	0	1.895420191	0	0	0	0	0.355919987	(0.474 ± 0.474)	(0 ± 0)
952	Pterin-4-alpha-carbinolamine dehydratase (Fragment)	1.541703068	0.941930015	1.023489074	0.710782572	1.157608381	0	0	0	0.064470001	(1.054 ± 0.1755)	(0.289 ± 0.2895)
953	Purine nucleoside phosphorylase (Fragment)	0	0	0	0	2.604618857	0	0	0	0.355919987	(0 ± 0)	(0.651 ± 0.651)
954	Purine nucleoside phosphorylase-like protein	0	0	0	0	2.604618857	0	0	0	0.355919987	(0 ± 0)	(0.651 ± 0.651)
955	<b>Putative 2-oxoglutarate dehydrogenase E1 component DHKTD1, mitochondrial</b>	<b>1.284752557</b>	<b>0.941930015</b>	<b>0.767616806</b>	<b>1.421565143</b>	<b>0</b>	<b>0</b>	<b>0</b>	<b>0</b>	<b>0.00033</b>	<b>(1.104 ± 0.151)</b>	<b>(0 ± 0)</b>
956	Putative allantoicase	1.541703068	0.941930015	0.767616806	0.710782572	2.315216762	0	0	0	0.524370015	(0.991 ± 0.19)	(0.579 ± 0.579)
957	Putative deoxyribose-phosphate aldolase-like protein	0.770851534	0	0	0	0	0	0	0	0.355919987	(0.193 ± 0.1925)	(0 ± 0)
958	Putative differentially expressed in FDCP 8 isoform 1	0	0	0	0	0	1.492834395	0	0	0.355919987	(0 ± 0)	(0.373 ± 0.373)
959	Putative differentially expressed in FDCP 8 isoform 1	0	0	0	0	0	1.492834395	0	0	0.355919987	(0 ± 0)	(0.373 ± 0.373)
960	Putative disks large-like protein	1.027802045	0	0	0	0.868206286	0.746417197	0	0	0.687849998	(0.257 ± 0.257)	(0.404 ± 0.2345)
961	Putative G-protein coupled receptor	0	0	0	0	0.868206286	0	0	0	0.355919987	(0 ± 0)	(0.217 ± 0.217)
962	Putative G-protein coupled receptor 156	0	0	0	0	0.868206286	0	0	0	0.355919987	(0 ± 0)	(0.217 ± 0.217)
963	Putative hydroxyypyruvate isomerase	0.770851534	0	0	0.947710095	0	0.746417197	0	0	0.466280013	(0.43 ± 0.2505)	(0.187 ± 0.1865)
964	Putative imidazolonepropionase	0	0	0	0	0	0	0.849373997	0.922055569	0.134509996	(0 ± 0)	(0.443 ± 0.256)
965	Putative ion protease, peroxisomal-like protein	0.770851534	0	0	0	0	0	0	0	0.355919987	(0.193 ± 0.1925)	(0 ± 0)
966	Putative myosin light chain kinase 3	1.027802045	0.941930015	1.279361343	0.710782572	0.868206286	1.741640127	0	0	0.465319991	(0.99 ± 0.1175)	(0.652 ± 0.417)
967	Putative pre-mRNA-splicing factor ATP-dependent RNA helicase DHX32	0	0.706447511	0	0	0	0	0	0	0.355919987	(0.177 ± 0.1765)	(0 ± 0)
968	Putative uncharacterized protein	0	0	0	0.947710095	1.157608381	0.99522293	1.982721994	0	0.141430005	(0.237 ± 0.237)	(1.034 ± 0.407)
969	Putative uncharacterized protein (Fragment)	0	0	0	0	0	0.746417197	0	0	0.355919987	(0 ± 0)	(0.187 ± 0.1865)
970	Putative vacuolar protein sorting-associated protein 11 like protein	0	0	0	0.710782572	0	0	1.132983997	1.229407426	0.324750006	(0.178 ± 0.1775)	(0.591 ± 0.3415)
971	Putative vacuolar protein sorting-associated protein 11 like protein	0	0	0	0.710782572	0	0	1.132983997	1.229407426	0.324750006	(0.178 ± 0.1775)	(0.591 ± 0.3415)
972	Pyridoxal kinase	1.798653579	1.177412518	0.767616806	1.658492667	0	1.741640127	1.699475995	2.458814851	0.835080028	(1.351 ± 0.2355)	(1.475 ± 0.5215)
973	Pyridoxal kinase	1.798653579	1.177412518	0.767616806	1.658492667	0	1.741640127	1.699475995	2.458814851	0.835080028	(1.351 ± 0.2355)	(1.475 ± 0.5215)
974	Pyridoxine-5'-phosphate oxidase	0	0.706447511	0	0.947710095	0.868206286	0.746417197	0	0	0.977630019	(0.414 ± 0.244)	(0.404 ± 0.2345)

	A	B	C	D	E	F	G	H	I	J	K	L
975	Pyruvate carboxylase	25.18115011	19.78053031	25.84309912	21.08654962	18.232332	27.61743631	27.47486192	29.50577821	0.388630003	(22.973 ± 1.496)	(25.708 ± 2.5345)
976	Pyruvate dehydrogenase E1 component subunit beta, mitochondrial (Fragments)	0	0	1.023489074	0	0	0	0	0	0.355919987	(0.256 ± 0.256)	(0 ± 0)
977	Pyruvate kinase	0	0	0	0	0	0.746417197	0	0	0.355919987	(0 ± 0)	(0.187 ± 0.1865)
978	Pyruvate kinase	5.909861761	4.238685066	6.140934446	7.818608288	5.788041905	6.468949045	10.76334797	6.761740841	0.33118999	(6.027 ± 0.7325)	(7.446 ± 1.1245)
979	Pyruvate kinase (Fragment)	0	0	0	0	0	0.746417197	0	0	0.355919987	(0 ± 0)	(0.187 ± 0.1865)
980	Rab GDP dissociation inhibitor beta	0.770851534	2.119342533	1.535233611	0.710782572	0.868206286	1.99044586	3.39895199	3.688222277	0.153280005	(1.284 ± 0.336)	(2.486 ± 0.6545)
981	Radixin	0	4.238685066	3.326339491	3.553912858	2.315216762	1.99044586	2.832459992	1.536759282	0.557919979	(2.78 ± 0.9465)	(2.169 ± 0.273)
982	Radixin	1.284752557	4.238685066	3.326339491	3.553912858	2.315216762	1.99044586	2.832459992	1.536759282	0.226439998	(3.101 ± 0.6355)	(2.169 ± 0.273)
983	Ras and Rab interactor-like protein	0	0	0	0	0	0	0	0.922055569	0.355919987	(0 ± 0)	(0.231 ± 0.2305)
984	Ras GTPase-activating-like protein IQGAP2	3.85425767	9.419300146	5.629189908	10.42481105	4.630433524	9.703423567	4.248689987	4.610277846	0.478080004	(7.332 ± 1.5525)	(5.798 ± 1.3045)
985	Ras suppressor protein 1	0	0	0	0	1.736412572	0	0	0	0.355919987	(0 ± 0)	(0.434 ± 0.434)
986	Ras-related protein Rab-14	0	0	0	0	1.157608381	0	0	0	0.355919987	(0 ± 0)	(0.289 ± 0.2895)
987	Ras-related protein Rab-1B	0	0.706447511	0	0	0	0	0	0	0.355919987	(0.177 ± 0.1765)	(0 ± 0)
988	Ras-related protein Rab-7a	0.770851534	0	0	0	0	0	0	0	0.355919987	(0.193 ± 0.1925)	(0 ± 0)
989	Ras-related protein Rap-1A	0	0	0	0.947710095	1.447010476	0	0	0	0.782559991	(0.237 ± 0.237)	(0.362 ± 0.362)
990	Ras-related protein Rap-1b	0	0	0	0.947710095	1.447010476	0	0	0	0.782559991	(0.237 ± 0.237)	(0.362 ± 0.362)
991	Regucalcin	0	0	0	0	0	0	0	0.922055569	0.355919987	(0 ± 0)	(0.231 ± 0.2305)
992	Relaxin receptor 2	0	0	0	0	0	0	0	0.922055569	0.355919987	(0 ± 0)	(0.231 ± 0.2305)
993	Retinal dehydrogenase 1	16.95873375	19.5450478	18.42280334	17.29570924	11.28668172	22.39251592	16.42826795	11.37201869	0.357639998	(18.056 ± 0.587)	(15.37 ± 2.6315)
994	Retinal dehydrogenase 1	2.055604091	3.296755051	3.326339491	1.184637619	11.28668172	0	0	6.454388985	0.507149994	(2.466 ± 0.5195)	(4.435 ± 2.744)
995	Retinal dehydrogenase 1	2.055604091	3.296755051	3.326339491	1.184637619	11.28668172	0	0	6.454388985	0.507149994	(2.466 ± 0.5195)	(4.435 ± 2.744)
996	Retinal dehydrogenase 1-like protein	10.53497096	14.12895022	10.74663528	13.97872391	13.02309429	15.42595541	9.347117972	8.913203836	0.728219986	(12.347 ± 0.9865)	(11.677 ± 1.553)
997	Retinal dehydrogenase 1-like protein	0	0	1.023489074	0	0	0	0	5.532333415	0.453460008	(0.256 ± 0.256)	(1.383 ± 1.383)
998	Retrovirus-related Pol polyprotein LINE-1	0	0	0	0	0.868206286	0	0	0	0.355919987	(0 ± 0)	(0.217 ± 0.217)
999	Rho GDP-dissociation inhibitor 1	0.770851534	1.883860029	0	3.316985334	4.341031429	3.483280255	1.699475995	2.151462995	0.180849999	(1.493 ± 0.7205)	(2.919 ± 0.6065)
1000	Rho guanine nucleotide exchange factor 6	0	1.412895022	0	0	0	0	0	0	0.355919987	(0.353 ± 0.353)	(0 ± 0)
1001	Rho guanine nucleotide exchange factor 6-like protein	0	1.412895022	0	0	0	0	0	0	0.355919987	(0.353 ± 0.353)	(0 ± 0)
1002	Rho guanine nucleotide exchange factor 6-like protein	0	1.412895022	0	0	0	0	0	0	0.355919987	(0.353 ± 0.353)	(0 ± 0)
1003	Rho guanine nucleotide exchange factor 6-like protein	0	1.412895022	0	0	0	0	0	0	0.355919987	(0.353 ± 0.353)	(0 ± 0)
1004	Rho guanine nucleotide exchange factor 6-like protein	0	1.412895022	0	0	0	0	0	0	0.355919987	(0.353 ± 0.353)	(0 ± 0)
1005	Ribosomal protein	0	0	0	0	0	0.99522293	0	0	0.355919987	(0 ± 0)	(0.249 ± 0.249)
1006	Ribosomal protein L19 (Fragment)	0	0	0	0.710782572	0	0	0	0	0.355919987	(0.178 ± 0.1775)	(0 ± 0)
1007	Ribosomal protein Rps2	0	0.706447511	0	1.184637619	0.868206286	0.99522293	0.849737997	0	0.597739995	(0.473 ± 0.29)	(0.678 ± 0.2285)
1008	Ribosomal protein S28 (Fragment)	0.770851534	0	0	0.710782572	0.868206286	0	0	0	0.632960021	(0.37 ± 0.214)	(0.217 ± 0.217)
1009	Ribosome-binding protein 1	5.652911249	6.122545095	5.117445371	4.501622954	5.788041905	3.234474522	5.381673984	8.298500123	0.775359988	(5.349 ± 0.349)	(5.676 ± 1.0385)
1010	RNA helicase	0	0.941930015	1.023489074	1.184637619	0	0	0	0	0.025739999	(0.788 ± 0.2675)	(0 ± 0)
1011	S-adenosylmethionine synthase	2.312554602	0.706447511	1.023489074	0.947710095	0	1.244028662	1.132983997	1.229407426	0.490049988	(1.248 ± 0.3615)	(0.902 ± 0.3015)
1012	Sarcoplasmic/endoplasmic reticulum calcium ATPase 2	0	0	0	0	0	0.99522293	0	0	0.355919987	(0 ± 0)	(0.249 ± 0.249)
1013	Sarcosine dehydrogenase, mitochondrial	4.882059715	6.358027599	4.093956297	3.08005781	2.604618857	3.234474522	2.265967993	1.844111138	0.030470001	(4.604 ± 0.6915)	(2.487 ± 0.2935)
1014	Scavenger receptor class B member 2	0	0	0	0	1.157608381	0.99522293	0	0	0.135800004	(0 ± 0)	(0.538 ± 0.3125)
1015	SEC14-like protein 2	1.027802045	0.706447511	1.023489074	0	0	0	1.132983997	0	0.317279994	(0.689 ± 0.242)	(0.283 ± 0.283)
1016	Selenium-binding protein 1	0	0	0	0	0.868206286	0.99522293	0.849737997	0	0.02496	(0 ± 0)	(0.678 ± 0.2285)
1017	Senescence marker protein-30	15.67398119	14.59991523	14.07297477	14.21565143	9.839671239	18.16281847	18.69423594	15.36759282	0.685670018	(14.641 ± 0.362)	(15.516 ± 2.028)
1018	Sepiapterin reductase	0	0	0	0	0.868206286	0	0	0	0.355919987	(0 ± 0)	(0.217 ± 0.217)
1019	Sepiapterin reductase-like protein	0	0	0	0	0.868206286	0	0	0	0.355919987	(0 ± 0)	(0.217 ± 0.217)
1020	Serine hydroxymethyltransferase	0.770851534	2.354825036	0.767616806	1.421565143	0.868206286	0	1.132983997	0.922055569	0.232999995	(1.329 ± 0.375)	(0.731 ± 0.25)
1021	Serine protease inhibitor A3F	0	0	0	0.710782572	0	0	0	0	0.355919987	(0.178 ± 0.1775)	(0 ± 0)
1022	Serine protease inhibitor A3N	0	0	0	0.710782572	0	0	0	0	0.355919987	(0.178 ± 0.1775)	(0 ± 0)
1023	Serine protease inhibitor A3N	0	0	0	0.710782572	0	0	0	0	0.355919987	(0.178 ± 0.1775)	(0 ± 0)
1024	Serine/threonine-protein phosphatase 2A 65 kDa regulatory subunit A alpha isoform (Fragment)	0	1.177412518	1.535233611	0	0	0.99522293	0	0	0.395830005	(0.678 ± 0.3985)	(0.249 ± 0.249)
1025	Serine-pyruvate aminotransferase	0	0	0	0	0	0	0.849737997	0	0.355919987	(0 ± 0)	(0.212 ± 0.2125)
1026	Serotransferrin	3.597307159	4.474167569	2.302850417	4.26469543	2.315216762	4.229697452	3.965443988	1.844111138	0.485590011	(3.66 ± 0.4895)	(3.089 ± 0.593)
1027	Serotransferrin-like protein	3.597307159	4.474167569	3.838084028	4.26469543	6.656248191	4.229697452	3.965443988	1.844111138	0.901040018	(4.044 ± 0.199)	(4.174 ± 0.9845)
1028	Serum albumin	81.7102626	88.07045637	71.6442352	94.53408202	109.393992	74.64171975	89.78898173	97.73789034	0.349550009	(83.99 ± 4.877)	(92.891 ± 7.2945)
1029	Serum albumin-like protein	11.56277301	24.72566288	13.30535797	21.08654962	23.73097181	21.39729299	20.96020394	17.51905582	0.37658	(17.67 ± 3.133)	(20.902 ± 1.281)
1030	Serum paraoxonase/arylesterase 1	1.284752557	0	0	0	0	0	0	0	0.355919987	(0.321 ± 0.321)	(0 ± 0)
1031	S-formylglutathione hydrolase	0	1.883860029	0.767616806	1.421565143	1.736412572	2.239251592	0	0.922055569	0.757780015	(1.018 ± 0.4095)	(1.224 ± 0.49)
1032	Short/branched chain specific acyl-CoA dehydrogenase	0	0	1.023489074	2.606202763	0.868206286	1.99044586	1.982721994	0	0.711759984	(0.907 ± 0.6155)	(1.21 ± 0.482)
1033	Short/branched chain specific acyl-CoA dehydrogenase	0	0	0	2.606202763	0	1.99044586	0	0	0.857249975	(0.652 ± 0.6515)	(0.498 ± 0.4975)
1034	Short/branched chain specific acyl-CoA dehydrogenase, mitochondrial	4.882059715	3.532237555	3.070467223	3.08005781	0.868206286	2.239251592	2.832459992	1.229407426	0.024900001	(3.641 ± 0.4275)	(1.792 ± 0.452)
1035	Short-chain specific acyl-CoA dehydrogenase	6.423762783	8.712852635	6.652678983	10.18788353	3.472825143	7.215366242	7.647641977	7.069092697	0.258760005	(7.994 ± 0.894)	(6.351 ± 0.9675)

	A	B	C	D	E	F	G	H	I	J	K	L
1036	Sideroflexin-1	1.027802045	0	0.767616806	0	0	1.492834395	1.132983997	0	0.672879994	(0.449 ± 0.2645)	(0.656 ± 0.386)
1037	Sideroflexin-1	1.027802045	0	0.767616806	0	0	1.492834395	1.132983997	0	0.672879994	(0.449 ± 0.2645)	(0.656 ± 0.386)
1038	Sideroflexin-1	1.027802045	0	0.767616806	0	0	1.492834395	1.132983997	0	0.672879994	(0.449 ± 0.2645)	(0.656 ± 0.386)
1039	Sideroflexin-1	1.027802045	0	0.767616806	0	0	1.492834395	1.132983997	0	0.672879994	(0.449 ± 0.2645)	(0.656 ± 0.386)
1040	S-methyl-5'-thioadenosine phosphorylase	0	0	0	0	1.157608381	0.99522293	0	0	0.135800004	(0 ± 0)	(0.538 ± 0.3125)
1041	Sodium/potassium-transporting ATPase subunit alpha-1	1.541703068	2.354825036	1.79110588	0.947710095	0.868206286	2.736863057	1.699475995	0	0.628669977	(1.659 ± 0.2915)	(1.326 ± 0.5845)
1042	Sodium/potassium-transporting ATPase subunit alpha-1	1.541703068	2.354825036	1.79110588	0.947710095	0.868206286	2.736863057	1.699475995	0	0.628669977	(1.659 ± 0.2915)	(1.326 ± 0.5845)
1043	Sodium/potassium-transporting ATPase subunit alpha-1	1.541703068	2.354825036	1.79110588	0.947710095	0.868206286	0	1.699475995	0	0.088820003	(1.659 ± 0.2915)	(0.642 ± 0.4075)
1044	Solute carrier family 26 member 6-like protein	1.027802045	1.412895022	1.023489074	1.895420191	0	1.741640127	1.982721994	1.536759282	0.961799979	(1.34 ± 0.2065)	(1.315 ± 0.448)
1045	Sorbitol dehydrogenase	0	1.648377526	0	0	0	0	0	0	0.355919987	(0.412 ± 0.412)	(0 ± 0)
1046	Spectrin alpha chain, brain	1.541703068	3.532237555	2.814594954	1.658492667	2.604618857	0	1.416229996	3.38087042	0.563970029	(2.387 ± 0.478)	(1.85 ± 0.7375)
1047	Spectrin alpha chain, brain	6.680713295	30.61272547	26.8665882	27.24666525	32.41303467	18.90923567	13.87905396	17.51905582	0.760150015	(22.852 ± 5.4555)	(20.68 ± 4.052)
1048	Spectrin alpha chain, erythrocyte	1.027802045	0.706447511	0	0.947710095	0.868206286	0	0	0	0.204950005	(0.67 ± 0.2335)	(0.217 ± 0.217)
1049	Spectrin beta chain, brain 1	4.368158693	0.706447511	0	0	0	0	0	0	0.270969987	(1.269 ± 1.0465)	(0 ± 0)
1050	Spectrin beta chain, brain 1 isoform 1	4.368158693	0.706447511	0	0	0	0	0	0	0.270969987	(1.269 ± 1.0465)	(0 ± 0)
1051	Spectrin beta chain, brain 1 isoform 1	6.166812272	11.53864268	12.02599662	7.818608288	13.60189848	8.957006369	8.214133975	7.069092697	0.972379982	(9.388 ± 1.4265)	(9.461 ± 1.434)
1052	Spectrin beta chain, brain 1 isoform 2	4.368158693	9.419300146	9.467273937	6.870898192	12.154888	5.97133758	2.265967993	3.38087042	0.552349985	(7.531 ± 1.2165)	(5.943 ± 2.211)
1053	Spectrin beta chain, brain 2-like protein	5.652911249	18.13215278	16.63169746	15.8741441	12.4442901	7.215366242	7.930887976	4.610277846	0.115900002	(14.073 ± 2.8455)	(8.05 ± 1.629)
1054	Spectrin beta chain, erythrocyte	0	2.354825036	1.535233611	1.658492667	1.736412572	0	0	0	0.198489994	(1.387 ± 0.4965)	(0.434 ± 0.434)
1055	Spectrin beta chain, erythrocyte	1.284752557	0	0	0	0	0	0	0	0.922055569	0.826210022	(0.321 ± 0.321)
1056	Spectrin beta chain, erythrocyte	1.284752557	2.354825036	1.279361343	1.658492667	1.736412572	0	0	0	0.922055569	0.091820002	(1.644 ± 0.253)
1057	Splicing factor, arginine/serine-rich 3	1.027802045	0	0	0	0	0	0	0	0.355919987	(0.257 ± 0.257)	(0 ± 0)
1058	Splicing factor, arginine/serine-rich 3	1.027802045	0	0	0	0	0	0	0	0.355919987	(0.257 ± 0.257)	(0 ± 0)
1059	Splicing factor, proline-and glutamine-rich	1.027802045	0.941930015	1.023489074	0	0	0	0	0	0.0243	(0.748 ± 0.25)	(0 ± 0)
1060	STAM-binding protein-like isoform 2	16.95873375	0.706447511	11.51425209	15.40028905	0	15.67476115	16.99475995	15.98229653	0.858519971	(11.145 ± 3.663)	(12.163 ± 4.064)
1061	StAR-related lipid transfer protein 5	0	0.706447511	0	0	1.157608381	0.99522293	0	0	0.352640003	(0.177 ± 0.1765)	(0.538 ± 0.3125)
1062	Stress-70 protein, mitochondrial	7.70851534	8.948335139	7.932040325	5.212405525	3.472825143	4.97611465	4.248689987	3.995574133	0.00852	(7.45 ± 0.7935)	(4.173 ± 0.3125)
1063	Stress-70 protein, mitochondrial	7.70851534	8.948335139	7.932040325	0	3.472825143	4.97611465	4.248689987	3.995574133	0.381449997	(6.147 ± 2.067)	(4.173 ± 0.3125)
1064	Stress-induced-phosphoprotein 1	1.541703068	0	0	0.947710095	0	0	1.416229996	0	0.623560011	(0.622 ± 0.379)	(0.354 ± 0.354)
1065	Stress-induced-phosphoprotein 1	1.541703068	0	0	0.947710095	0	0	1.416229996	0	0.623560011	(0.622 ± 0.379)	(0.354 ± 0.354)
1066	Succinate dehydrogenase [ubiquinone] flavoprotein subunit, mitochondrial	0	3.532237555	4.605700834	5.212405525	4.341031429	1.99044586	1.132983997	2.151462995	0.515370011	(3.338 ± 1.1655)	(2.404 ± 0.6835)
1067	Succinate dehydrogenase [ubiquinone] flavoprotein subunit, mitochondrial (Fragment)	1.798653579	4.474167569	4.605700834	0.947710095	4.341031429	3.234474522	1.132983997	2.151462995	0.841859996	(2.957 ± 0.931)	(2.715 ± 0.6915)
1068	Succinate dehydrogenase [ubiquinone] iron-sulfur subunit, mitochondrial	0	0	0	0	0	0.746417197	0	0	0.355919987	(0 ± 0)	(0.187 ± 0.1865)
1069	Succinate dehydrogenase complex subunit B (Fragment)	0	0	0	0.947710095	0	0.746417197	0	0	0.872959971	(0.237 ± 0.237)	(0.187 ± 0.1865)
1070	Succinate-semialdehyde dehydrogenase	1.541703068	3.061272547	1.79110588	1.421565143	0	1.99044586	1.132983997	1.229407426	0.171279997	(1.954 ± 0.377)	(1.088 ± 0.4105)
1071	Succinate-semialdehyde dehydrogenase, mitochondrial	1.541703068	3.061272547	1.79110588	1.421565143	0	1.99044586	1.132983997	1.229407426	0.171279997	(1.954 ± 0.377)	(1.088 ± 0.4105)
1072	Succinyl-CoA ligase [GDP-forming] subunit alpha, mitochondrial	4.111208181	3.061272547	3.326339491	3.316985334	0.868206286	0	2.265967993	1.536759282	0.00518	(3.454 ± 0.2275)	(1.168 ± 0.4825)
1073	Succinyl-CoA ligase [GDP-forming] subunit beta	2.569505113	3.061272547	4.605700834	2.132347715	2.315216762	3.98089172	2.549213992	1.844111138	0.575200021	(3.092 ± 0.539)	(2.672 ± 0.46)
1074	Succinyl-CoA ligase [GDP-forming] subunit beta, mitochondrial	0	0	0	0	2.315216762	0	2.549213992	1.844111138	0.02727	(0 ± 0)	(1.677 ± 0.578)
1075	Sulfotransferase	0.770851534	2.119342533	0	3.316985334	5.788041905	2.488057325	1.416229996	0.922055569	0.435110003	(1.552 ± 0.7335)	(2.654 ± 1.0945)
1076	Sulfotransferase	0.770851534	2.119342533	0	3.316985334	5.788041905	2.488057325	1.416229996	0.922055569	0.435110003	(1.552 ± 0.7335)	(2.654 ± 1.0945)
1077	Sulfurtransferase	0	0	0	1.658492667	0	0.99522293	0.849737997	0	0.927839994	(0.415 ± 0.4145)	(0.461 ± 0.268)
1078	Sulfurtransferase	1.798653579	1.412895022	1.279361343	2.369275239	2.894020953	0	3.965443988	5.224981559	0.295740008	(1.715 ± 0.2445)	(3.021 ± 1.114)
1079	Sushi, von Willebrand factor type A, EGF and pentraxin domain-containing protein 1	0	0	0	0	0	0.746417197	0	0	0.355919987	(0 ± 0)	(0.187 ± 0.1865)
1080	Syntaxin-binding protein 3	0	0	0	0.710782572	0	0	0	0	0.355919987	(0.178 ± 0.1775)	(0 ± 0)
1081	Syntaxin-binding protein 3	0	0	0	0.710782572	0	0	0	0	0.355919987	(0.178 ± 0.1775)	(0 ± 0)
1082	Syntaxin-binding protein 3	0	0	0	0.710782572	0	0.746417197	0	0	0.973540008	(0.178 ± 0.1775)	(0.187 ± 0.1865)
1083	Talin-1	3.340356647	9.890265153	9.211401668	6.633970668	15.33831105	9.205812102	5.381673984	2.458814851	0.801850021	(7.269 ± 1.4855)	(8.096 ± 2.7815)
1084	Talin-2	2.826455625	3.532237555	5.629189908	4.027767906	4.630433524	2.488057325	1.416229996	2.458814851	0.212449998	(4.004 ± 0.595)	(2.748 ± 0.675)
1085	Talin-2-like protein	2.312554602	3.061272547	4.349828566	3.553912858	0	0	0	0	0.00024	(3.319 ± 0.428)	(0 ± 0)
1086	Talin-2-like protein	2.312554602	3.061272547	4.349828566	3.553912858	0	0	0	0	0.00024	(3.319 ± 0.428)	(0 ± 0)
1087	Talin-2-like protein	2.312554602	3.061272547	0	3.553912858	0	0	0	0	0.02966	(2.232 ± 0.7865)	(0 ± 0)
1088	Tapasin	0	0.706447511	0	0	0	0	0	0	0.355919987	(0.177 ± 0.1765)	(0 ± 0)
1089	Taste receptor type 2	0	0	1.023489074	0.710782572	0	0	0	0	0.14429	(0.434 ± 0.2585)	(0 ± 0)
1090	T-complex protein 1 subunit alpha	0	0	0	0	0	0.99522293	0	0	0.355919987	(0 ± 0)	(0.249 ± 0.249)
1091	T-complex protein 1 subunit beta	1.027802045	1.883860029	0.767616806	1.421565143	0	0.99522293	0	0	0.02564	(1.275 ± 0.2435)	(0.249 ± 0.249)
1092	T-complex protein 1 subunit beta (Fragments)	1.027802045	1.883860029	0.767616806	0	0	0.99522293	0	0	0.195979998	(0.92 ± 0.3885)	(0.249 ± 0.249)
1093	T-complex protein 1 subunit delta	0	0	0	0.710782572	0	0.99522293	0	0	0.823819995	(0.178 ± 0.1775)	(0.249 ± 0.249)
1094	T-complex protein 1 subunit epsilon	1.798653579	1.177412518	1.79110588	1.184637619	0	0.746417197	0.849737997	2.151462995	0.295370013	(1.488 ± 0.177)	(0.937 ± 0.447)
1095	T-complex protein 1 subunit eta	1.027802045	1.177412518	0	0.947710095	0	1.492834395	0	0	0.922055569	0.698710024	(0.788 ± 0.267)
1096	T-complex protein 1 subunit gamma	1.284752557	0	0.767616806	1.895420191	0	1.741640127	0.849737997	0	0.578980029	(0.987 ± 0.4015)	(0.648 ± 0.416)



	A	B	C	D	E	F	G	H	I	J	K	L
1097	Testis-specific Y-encoded-like protein 2	0	0.706447511	0	0	0	0	0	0	0.355919987	(0.177 ± 0.1765)	(0 ± 0)
1098	Testis-specific Y-encoded-like protein 2	0	0.706447511	0	0	0	0	0	0	0.355919987	(0.177 ± 0.1765)	(0 ± 0)
1099	Testis-specific Y-encoded-like protein 2	0	0.706447511	0	0	0	0	0	0	0.355919987	(0.177 ± 0.1765)	(0 ± 0)
1100	<b>Thiomorpholine-carboxylate dehydrogenase</b>	2.055604091	3.296755051	2.558722686	2.606202763	2.894020953	4.97611465	5.381673984	5.839685272	<b>0.022019999</b>	(2.629 ± 0.255)	(4.773 ± 0.6505)
1101	Thiosulfate sulfurtransferase	4.882059715	5.651580088	6.140934446	4.738550477	2.894020953	3.732085987	6.51465798	9.527907549	0.844980001	(5.353 ± 0.3305)	(5.667 ± 1.5015)
1102	Threonine synthase-like 2	0	0	0	0	0	0.746417197	1.699475995	0	0.180059999	(0 ± 0)	(0.611 ± 0.403)
1103	Threonyl-tRNA synthetase, cytoplasmic	0	0	0	0	0.868206286	0	0	0	0.355919987	(0 ± 0)	(0.217 ± 0.217)
1104	Thyroid receptor-interacting protein 6	0	0	0	0	0	0.746417197	0	0	0.355919987	(0 ± 0)	(0.187 ± 0.1865)
1105	<b>Titin</b>	0	0	0	0	1.157608381	0.99522293	0.849737997	2.151462995	<b>0.00469</b>	(0 ± 0)	(1.289 ± 0.2945)
1106	Transaldolase	0	0.941930015	1.023489074	0.947710095	0	0.746417197	0	0	0.127859995	(0.728 ± 0.2435)	(0.187 ± 0.1865)
1107	Transaldolase	0	0.941930015	1.023489074	0.947710095	0	0.746417197	0	0.922055569	0.400979996	(0.728 ± 0.2435)	(0.417 ± 0.2435)
1108	Transitional endoplasmic reticulum ATPase	11.81972352	13.42250271	9.467273937	10.42481105	5.209237715	13.18670382	15.86177595	19.36316695	0.523289979	(11.284 ± 0.861)	(13.405 ± 3.0105)
1109	<b>Transketolase</b>	5.395960738	7.299957613	6.652678983	4.738550477	1.157608381	2.488057325	3.115705991	3.073518564	<b>0.00296</b>	(6.022 ± 0.5825)	(2.459 ± 0.4565)
1110	Translational activator GCN1	0	0.706447511	2.046978149	0	0	0	0	0	0.203590006	(0.688 ± 0.4825)	(0 ± 0)
1111	Transmembrane emp24 domain-containing protein 10	0	0.941930015	0	0	0	0	0	0	0.355919987	(0.235 ± 0.2355)	(0 ± 0)
1112	Transmembrane protein Tmp21	1.284752557	0.941930015	0	0	1.736412572	0	0	0	0.829419971	(0.557 ± 0.329)	(0.434 ± 0.434)
1113	Transthyretin	0	0	0	0	0.868206286	0	0	0	0.355919987	(0 ± 0)	(0.217 ± 0.217)
1114	Transthyretin (Fragment)	0	0	0	0	0.868206286	0	0	0	0.355919987	(0 ± 0)	(0.217 ± 0.217)
1115	<b>Trifunctional enzyme subunit alpha, mitochondrial</b>	8.993267897	9.890265153	12.79361343	13.26794134	8.103258668	6.96656051	5.948165982	4.917629702	<b>0.00921</b>	(11.236 ± 1.0565)	(6.484 ± 0.683)
1116	Trifunctional enzyme subunit beta, mitochondrial	1.541703068	0	0.767616806	0	0	1.741640127	2.265967993	3.38087042	0.161320001	(0.577 ± 0.369)	(1.847 ± 0.704)
1117	Triosephosphate isomerase (Fragments)	1.798653579	0	0	0.947710095	2.315216762	2.488057325	0.849737997	2.151462995	0.068960004	(0.687 ± 0.433)	(1.951 ± 0.3735)
1118	Tripeptidyl-peptidase 1	0	0	0	0	0.868206286	0.99522293	0	0	0.135460004	(0 ± 0)	(0.466 ± 0.27)
1119	tRNA-splicing ligase RtcB homolog	0	1.177412518	2.814594954	0.947710095	0	0	1.132983997	0	0.193460003	(1.235 ± 0.585)	(0.283 ± 0.283)
1120	tRNA-splicing ligase RtcB homolog	0	1.177412518	2.814594954	0.947710095	0	0	1.132983997	0	0.193460003	(1.235 ± 0.585)	(0.283 ± 0.283)
1121	Tropomyosin alpha-1 chain-like protein	0	1.412895022	0	0	0	0	0	0	0.355919987	(0.353 ± 0.353)	(0 ± 0)
1122	Tropomyosin alpha-1 chain-like protein	0	1.412895022	0	0	0	0	0	0	0.355919987	(0.353 ± 0.353)	(0 ± 0)
1123	Tropomyosin alpha-1 chain-like protein	0	1.412895022	0	0	0	0	0	0	0.355919987	(0.353 ± 0.353)	(0 ± 0)
1124	Tropomyosin alpha-3 chain	2.055604091	1.412895022	1.79110588	1.895420191	0	6.96656051	4.815181986	4.610277846	0.167899996	(1.789 ± 0.1365)	(4.098 ± 1.4665)
1125	Tropomyosin-1	0	0	0	0	0	0	0	0	2.766166708	0.355919987	(0 ± 0)
1126	Tubulin alpha chain, nucleomorph	0	0.706447511	0	3.316985334	1.736412572	0	3.682197989	0	0.777369976	(1.006 ± 0.788)	(1.355 ± 0.877)
1127	Tubulin alpha-1A chain	3.597307159	0.706447511	4.605700834	3.316985334	1.736412572	4.97611465	3.682197989	2.458814851	0.890739977	(3.057 ± 0.831)	(3.213 ± 0.7115)
1128	Tubulin alpha-1A chain	3.597307159	0.706447511	4.605700834	3.316985334	1.736412572	0.99522293	3.682197989	2.458814851	0.437709987	(3.057 ± 0.831)	(2.218 ± 0.572)
1129	Tubulin alpha-1B chain	3.597307159	4.945132577	4.605700834	4.501622954	4.630433524	4.97611465	4.815181986	2.458814851	0.779810011	(4.412 ± 0.2875)	(4.22 ± 0.5915)
1130	Tubulin alpha-1B chain	1.541703068	0	1.79110588	0	0	5.722531847	3.115705991	3.688222277	0.122510001	(0.833 ± 0.4835)	(3.132 ± 1.1845)
1131	Tubulin alpha-1C chain	3.597307159	0.706447511	4.605700834	3.316985334	1.736412572	4.97611465	3.682197989	2.458814851	0.890739977	(3.057 ± 0.831)	(3.213 ± 0.7115)
1132	Tubulin alpha-8 chain	0	0	0	0	0	2.488057325	0	0	0.355919987	(0 ± 0)	(0.622 ± 0.622)
1133	Tubulin beta-2 chain	0	0	0	0	0	1.741640127	0	0	0.355919987	(0 ± 0)	(0.435 ± 0.4355)
1134	Tubulin beta-2A chain	5.395960738	0	6.140934446	0	0	1.492834395	6.231411981	4.917629702	0.904789984	(2.884 ± 1.672)	(3.16 ± 1.4515)
1135	<b>Tubulin beta-2C chain</b>	4.368158693	4.945132577	6.396806714	3.790840382	2.604618857	1.492834395	1.132983997	1.536759282	<b>0.00258</b>	(4.875 ± 0.559)	(1.692 ± 0.3175)
1136	Tubulin beta-3 chain	0	3.532237555	0	0	0	1.492834395	0	1.536759282	0.902700007	(0.883 ± 0.883)	(0.757 ± 0.4375)
1137	<b>Tubulin beta-4 chain</b>	3.85425767	4.238685066	4.349828566	1.895420191	0	0	0	0	<b>0.00077</b>	(3.585 ± 0.573)	(0 ± 0)
1138	Tubulin beta-4B chain (Fragments)	5.139010227	7.535440117	6.908551251	2.843130286	5.788041905	1.492834395	5.948165982	5.224981559	0.529169977	(5.607 ± 1.0515)	(4.614 ± 1.0515)
1139	Tubulin beta-5 chain	5.395960738	5.651580088	6.140934446	0	0	1.492834395	1.132983997	1.536759282	0.070730001	(4.297 ± 1.4405)	(1.041 ± 0.3585)
1140	Tubulin beta-6 chain	0	0	0.767616806	0.710782572	0	0.746417197	0	0	0.542779982	(0.37 ± 0.2135)	(0.187 ± 0.1865)
1141	U5 small nuclear ribonucleoprotein 200 kDa helicase	0	0	1.023489074	0.947710095	0	0	0	0	0.134450004	(0.493 ± 0.285)	(0 ± 0)
1142	<b>Ubiquitin</b>	16.70178324	15.30636274	18.16693107	17.76956429	9.550269144	6.468949045	9.063871973	4.610277846	<b>0.00035</b>	(16.986 ± 0.6395)	(7.423 ± 1.156)
1143	<b>Ubiquitin</b>	15.67398119	15.54184524	19.70216468	17.53263677	11.28668172	6.468949045	9.063871973	4.610277846	<b>0.0019</b>	(17.113 ± 0.9755)	(7.857 ± 1.463)
1144	Ubiquitin activating enzyme E1	7.70851534	8.241887628	7.420295788	5.923188097	2.604618857	8.210589172	9.913609977	12.90877797	0.642270029	(7.323 ± 0.497)	(8.409 ± 2.165)
1145	Ubiquitin carboxyl-terminal hydrolase	0	0	0	0	0	0.746417197	0	0	0.355919987	(0 ± 0)	(0.187 ± 0.1865)
1146	Ubiquitin carboxyl-terminal hydrolase	0	0	0	0	0	0.746417197	0	0	0.355919987	(0 ± 0)	(0.187 ± 0.1865)
1147	Ubiquitin carboxyl-terminal hydrolase	0	1.883860029	1.279361343	1.895420191	1.157608381	2.488057325	2.549213992	3.688222277	0.127729997	(1.265 ± 0.4455)	(2.471 ± 0.5175)
1148	Ubiquitin carboxyl-terminal hydrolase	0	0	1.023489074	1.658492667	0.868206286	2.736863057	1.982721994	0.922055569	0.166360006	(0.67 ± 0.408)	(1.627 ± 0.45)
1149	<b>Ubiquitin/ribosomal protein CEP52 fusion protein</b>	8.736317385	8.006405124	9.467273937	9.240173431	4.630433524	2.736863057	5.098427985	1.536759282	<b>0.00095</b>	(8.863 ± 0.3235)	(3.501 ± 0.83)
1150	Ubiquitin-40S ribosomal protein S27a-like protein	0	0	0	0	0	2.736863057	1.982721994	0	0.142089993	(0 ± 0)	(1.18 ± 0.6985)
1151	Ubiquitin-conjugating enzyme E2 L3	0	0	0	0	1.157608381	0	0	0	0.355919987	(0 ± 0)	(0.289 ± 0.2895)
1152	Ubiquitin-conjugating enzyme E2 L3-like protein	0	0	0	0	1.157608381	0	0	0	0.355919987	(0 ± 0)	(0.289 ± 0.2895)
1153	UDP-glucose 6-dehydrogenase	1.027802045	0	1.279361343	0	0	2.488057325	1.416229996	0	0.584969997	(0.577 ± 0.337)	(0.976 ± 0.6045)
1154	UDP-glucose:glycoprotein glucosyltransferase 1	0.770851534	0.941930015	0	0	1.447010476	4.478503185	1.416229996	1.229407426	0.081210002	(0.428 ± 0.2495)	(2.143 ± 0.78)
1155	<b>UDP-glucuronosyltransferase 1-7C</b>	1.541703068	1.883860029	1.023489074	1.184637619	0	0.746417197	0	0	<b>0.00383</b>	(1.408 ± 0.192)	(0.187 ± 0.1865)
1156	UDP-glucuronosyltransferase 2B1	0	0	0.767616806	0	0	0	0	0	0.355919987	(0.192 ± 0.192)	(0 ± 0)
1157	UDP-glucuronosyltransferase 2B1-like isoform 1	0	0	0.767616806	0	0	0	0	0	0.355919987	(0.192 ± 0.192)	(0 ± 0)

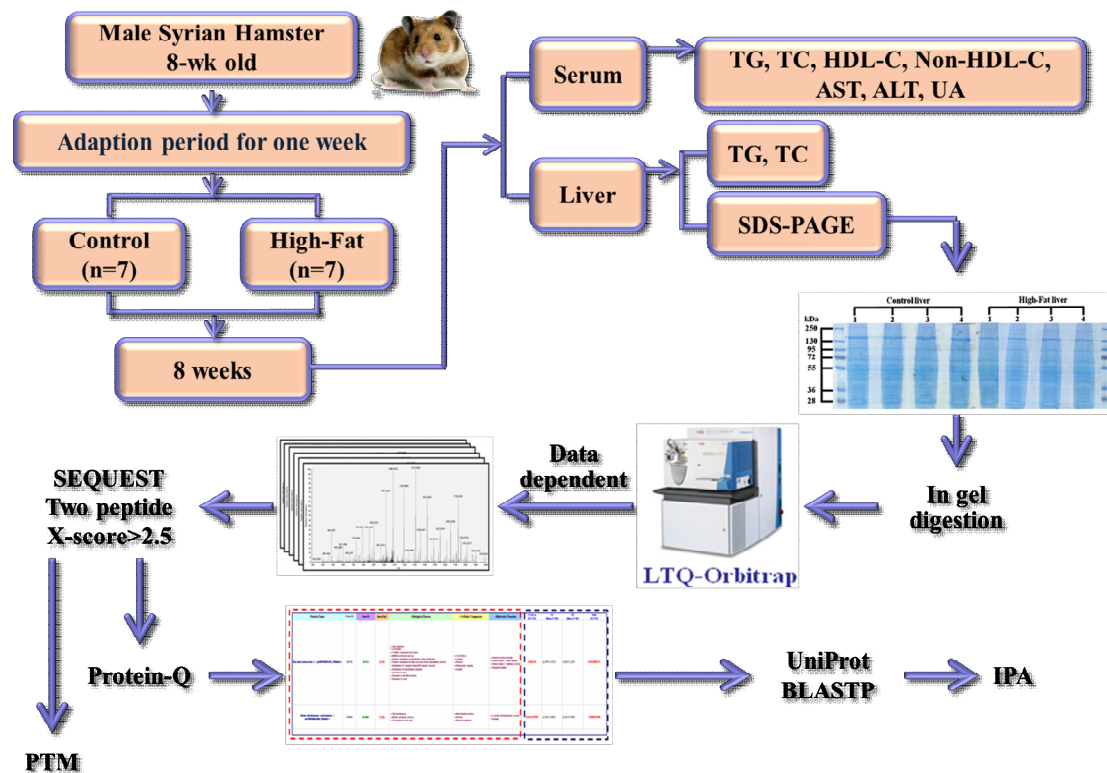


	A	B	C	D	E	F	G	H	I	J	K	L
1158	UDP-glucuronosyltransferase 2B31	0	0	0.767616806	0	0	0	0	0	0.355919987	(0.192 ± 0.192)	(0 ± 0)
1159	UDP-glucuronosyltransferase 2B31	0	0	0.767616806	0	0	1.492834395	0	0	0.680809975	(0.192 ± 0.192)	(0.373 ± 0.373)
1160	UDP-glucuronosyltransferase 2B5	0	0	0	0	0	2.239251592	0	0	0.355919987	(0 ± 0)	(0.56 ± 0.56)
1161	UDP-glucuronosyltransferase 2B5	2.055604091	2.59030754	0	0	1.736412572	0.746417197	0	0	0.52135998	(1.161 ± 0.6795)	(0.621 ± 0.4115)
1162	Uncharacterized protein	0.770851534	0	0	0	0	0	0	0	0.355919987	(0.193 ± 0.1925)	(0 ± 0)
1163	Uncharacterized protein	0.770851534	0	0	0	0	0	0	0	0.355919987	(0.193 ± 0.1925)	(0 ± 0)
1164	Uncharacterized protein	1.798653579	1.883860029	1.79110588	1.895420191	3.472825143	0	1.416229996	1.844111138	0.831529975	(1.842 ± 0.0275)	(1.683 ± 0.715)
1165	Uncharacterized protein KIAA0564-like	4.882059715	8.948335139	7.420295788	7.34475324	8.392660763	7.712977707	5.098427985	2.151462995	0.45747	(7.149 ± 0.841)	(5.839 ± 1.4195)
1166	Uncharacterized protein KIAA2022	0	0	0.767616806	0	0	0	0	0	0.355919987	(0.192 ± 0.192)	(0 ± 0)
1167	Uricase	3.85425767	1.412895022	1.535233611	1.658492667	0	1.492834395	1.132983997	2.151462995	0.257349998	(2.115 ± 0.582)	(1.194 ± 0.4505)
1168	Urocanate hydratase	0.770851534	0	0.767616806	1.184637619	0	0	0	0	0.033089999	(0.681 ± 0.247)	(0 ± 0)
1169	UTP--glucose-1-phosphate uridylyltransferase	2.312554602	2.119342533	2.558722686	1.895420191	1.447010476	2.736863057	2.832459992	3.38087042	0.416559994	(2.222 ± 0.141)	(2.599 ± 0.4095)
1170	Urothion	0	0	0.767616806	1.421565143	0	0	0	0	0.161709994	(0.547 ± 0.343)	(0 ± 0)
1171	Vacuolar protein sorting-associated protein 35	1.027802045	0.941930015	1.279361343	0.710782572	0.868206286	0	0	0	0.020269999	(0.99 ± 0.1175)	(0.217 ± 0.217)
1172	Valacyclovir hydrolase	2.312554602	1.412895022	1.79110588	2.132347715	3.472825143	0.99522293	1.132983997	1.844111138	0.935329974	(1.912 ± 0.1985)	(1.861 ± 0.5685)
1173	Valyl-tRNA synthetase	0	0	0	0	1.157608381	1.741640127	0	1.229407426	0.03091	(0 ± 0)	(1.032 ± 0.368)
1174	Valyl-tRNA synthetase-like protein	0	0	0	0	0.868206286	1.741640127	0	0	0.168489993	(0 ± 0)	(0.652 ± 0.417)
1175	Valyl-tRNA synthetase-like protein	0	0	0	0	0.868206286	1.741640127	0	0	0.168489993	(0 ± 0)	(0.652 ± 0.417)
1176	Very long-chain acyl-CoA synthetase	0	0	0	0	0	0.99522293	0	0	0.355919987	(0 ± 0)	(0.249 ± 0.249)
1177	Very long-chain specific acyl-CoA dehydrogenase, mitochondrial	4.882059715	4.709650073	4.093956297	3.553912858	3.183423048	4.97611465	3.682197989	2.766166708	0.290320009	(4.31 ± 0.3035)	(3.652 ± 0.4795)
1178	Vesicle-trafficking protein SEC22b	0	0	1.279361343	0.710782572	1.447010476	0	0	0	0.785160005	(0.498 ± 0.31)	(0.362 ± 0.362)
1179	Vesicle-trafficking protein SEC22b	0	0	1.279361343	0.710782572	1.447010476	0	0	0	0.785160005	(0.498 ± 0.31)	(0.362 ± 0.362)
1180	Vigilin	1.541703068	2.59030754	1.535233611	2.132347715	2.315216762	2.98566879	2.832459992	1.536759282	0.302480012	(1.95 ± 0.2555)	(2.418 ± 0.3265)
1181	Vimentin	0	0.706447511	0	0	1.157608381	0	0.849737997	1.229407426	0.106020004	(0.177 ± 0.1765)	(0.809 ± 0.282)
1182	Vimentin	0	0.706447511	1.79110588	0.947710095	1.157608381	2.239251592	0.849737997	1.229407426	0.328009993	(0.861 ± 0.3695)	(1.369 ± 0.3015)
1183	Vimentin (Fragment)	0	0.706447511	0	0	1.157608381	0	0.849737997	0	0.382349998	(0.177 ± 0.1765)	(0.502 ± 0.2965)
1184	Vinculin	3.083406136	3.296755051	2.302850417	3.08005781	4.91983562	7.712977707	3.39895199	3.995574133	0.079439998	(2.941 ± 0.2185)	(5.007 ± 0.955)
1185	Visual pigment-like receptor peropsin-like protein	0	0	0	0	0	0	0.849737997	0	0.355919987	(0 ± 0)	(0.212 ± 0.2125)
1186	Vitamin D-binding protein	0	0	0.767616806	0	0	0	0	0	0.355919987	(0.192 ± 0.192)	(0 ± 0)
1187	Voltage-dependent anion-selective channel protein 1	0	0	0	0	0	1.244028662	0	0	0.355919987	(0 ± 0)	(0.311 ± 0.311)
1188	V-type proton ATPase catalytic subunit A	0	0	0	0	0	1.244028662	0	0	0.355919987	(0 ± 0)	(0.311 ± 0.311)
1189	V-type proton ATPase catalytic subunit A (Fragments)	0	0	0	0	0	1.244028662	0	0	0.355919987	(0 ± 0)	(0.311 ± 0.311)
1190	Xanthine dehydrogenase/oxidase	0	0.941930015	0	0.947710095	1.736412572	1.99044586	1.416229996	0.922055569	0.02648	(0.472 ± 0.2725)	(1.516 ± 0.2305)
1191	Xanthine dehydrogenase/oxidase-like protein	0	0.941930015	0	0.947710095	1.736412572	1.99044586	1.416229996	0.922055569	0.02648	(0.472 ± 0.2725)	(1.516 ± 0.2305)
1192	Xanthine dehydrogenase/oxidase-like protein	0	0.941930015	0	0.947710095	1.736412572	1.99044586	1.416229996	0.922055569	0.02648	(0.472 ± 0.2725)	(1.516 ± 0.2305)
1193	Xanthine dehydrogenase/oxidase-like protein	0	0.941930015	0	0.947710095	1.736412572	1.99044586	1.416229996	0.922055569	0.02648	(0.472 ± 0.2725)	(1.516 ± 0.2305)
1194	Endoplasmic reticulum resident protein 29	0	0	0	0	2.0258146	0	0	0.9220555	0.223343132	0 ± 0	0.737 ± 0.3715

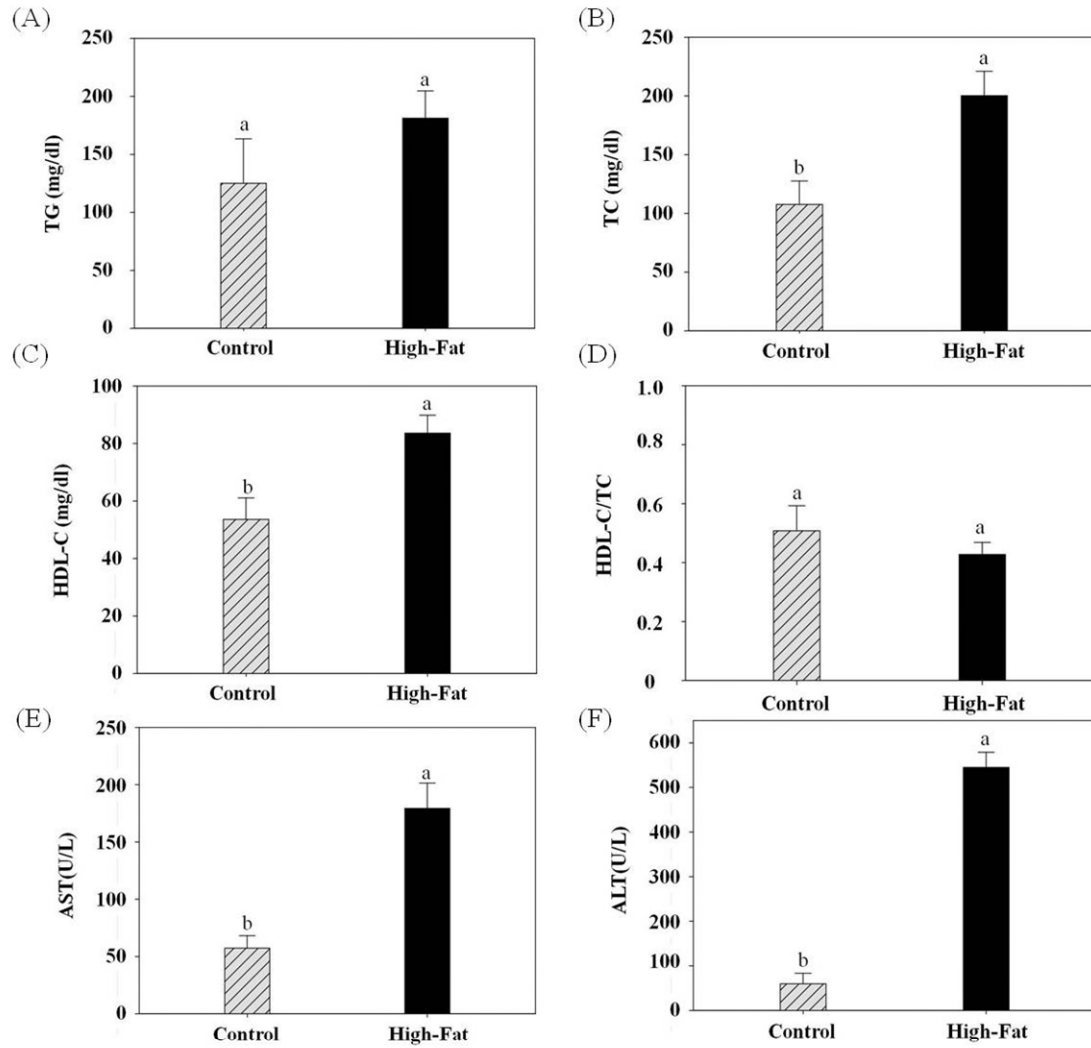
Supplementary Table 3. Abbreviations and names of proteins in Figure 4.

Abbreviation	Name
ACADSB	Short/branched chain specific acyl-CoA dehydrogenase, mitochondrial
ACO2	Aconitate hydratase, mitochondrial
ADK	Adenosine kinase
AIFM1	Apoptosis-inducing factor 1, mitochondrial
Aldh1a7	Aldehyde dehydrogenase, cytosolic 1 (Fragment)
ALDH4A1	Delta-1-pyrroline-5-carboxylate dehydrogenase, mitochondrial
ANXA3	Annexin
ANXA5	Annexin
ARG1	Arginase-1
ASL	Argininosuccinate lyase
CPS1	Carbamoyl-phosphate synthase [ammonia], mitochondrial
CTNNA1	Catenin alpha-1
CYB5A	Cytochrome b5
DPYS	Dihydropyrimidinase
FGA	Fibrinogen A-alpha-chain (Fragment)
GLUL	Glutamine synthetase
GOT2	Aspartate aminotransferase
HADHA	Trifunctional enzyme subunit alpha, mitochondrial
HBB	Hemoglobin subunit beta
HIBCH	3-hydroxyisobutyryl-CoA hydrolase, mitochondrial
HMGCS2	3-hydroxy-3-methylglutaryl-coenzyme A synthase 2 (Fragment)
IVD	Isovaleryl-CoA dehydrogenase, mitochondrial

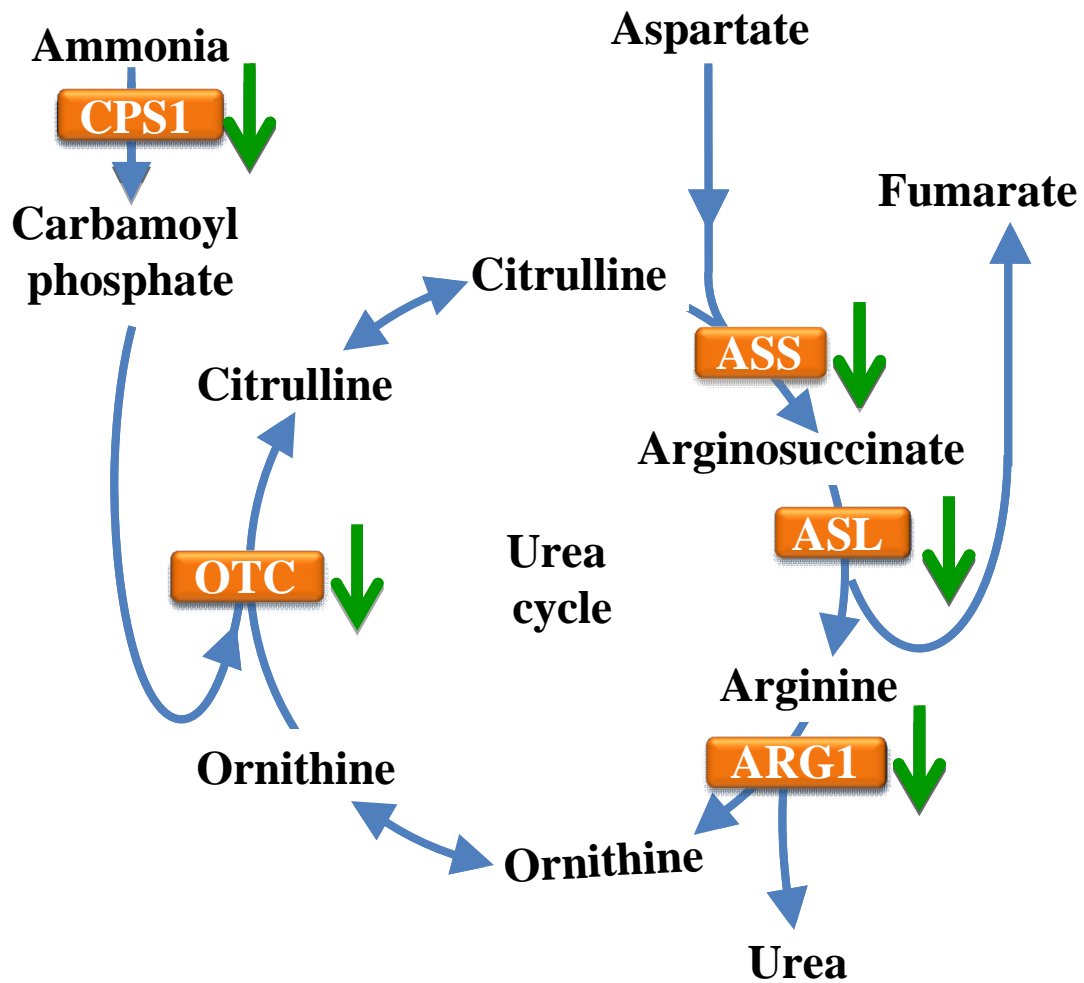
MCCC1	Methylcrotonoyl-CoA carboxylase subunit alpha, mitochondrial
MUT	Methylmalonyl-CoA mutase, mitochondrial
OPA1	Dynamin-like 120 kDa protein, mitochondrial
OTC	Ornithine carbamoyltransferase, mitochondrial (Fragment)
PCK1	Phosphoenolpyruvate carboxykinase, cytosolic [GTP]
PEBP1	Phosphatidylethanolamine-binding protein 1
PLEC	Plectin (Fragment)
PPIA	Peptidyl-prolyl cis-trans isomerase A
PPIB	Peptidyl-prolyl cis-trans isomerase
PSAT1	Phosphoserine aminotransferase
SARDH	Sarcosine dehydrogenase, mitochondrial
SELENBP1	Selenium-binding protein 1
SUCLG1	Succinyl-CoA ligase [GDP-forming] subunit alpha, mitochondrial
TKT	Transketolase
TTN	Titin
TUBB	Tubulin beta-5 chain
Ugt1a7c	UDP-glucuronosyltransferase 1-7C
XDH	Xanthine dehydrogenase
YWHAG	14-3-3 protein gamma



Supplementary Figure 1. Study design. ALT, alanine aminotransferase; ALT, alanine aminotransferase; BLASTP, Basic Local Alignment Search Tool for Protein; HDL-C, high-density lipoprotein cholesterol; IPA, Ingenuity Pathways Analysis; PTM, post-translational modification; SDS-PAGE, sodium dodecyl sulfate polyacrylamide gel electrophoresis; SEQUEST, a tandem mass spectrometry data analysis program; TC, total cholesterol; TG, triglyceride; UniProt, Universal Proteins Resource knowledgebase.



Supplementary Figure 2. Serum (A)TG, (B)TC, (C) HDL-C, (D) HDL-C/TC (E) AST, (F) ALT after hamsters were fed control diet or high-fat diet for 8 weeks. TG, triglyceride; TC, total cholesterol; HDL-C, high-density lipoprotein cholesterol; AST, aspartate aminotransferase; ALT, alanine aminotransferase. Groups with the same letter are not significantly different ( $\alpha=0.05$ ).



Supplementary Figure 3. Pathway of urea cycle. Green arrows indicate down-regulation of proteins by high-fat diet challenge. CPS1, carbamoyl phosphate synthase 1; OTC, ornithine carbamoyltransferase; ASS, argininosuccinate synthase; ASL, argininosuccinate lyase; ARG1, arginase 1.