

Supporting Information

Preparation and evaluation of water-compatible surface molecularly imprinted polymers for selective adsorption of bisphenol A from aqueous solution

Feifei Duan^{1,2,3}, Chaoqiu Chen², Lin Chen^{1,3}, Yongjiao Sun⁵, Yunwei Wang², Yongzhen Yang^{1,4}, Xuguang Liu^{1,3*}, Yong Qin^{2*}

¹ *Key Laboratory of Interface Science and Engineering in Advanced Materials (Taiyuan University of Technology), Ministry of Education, Taiyuan 030024, China*

² *State Key Laboratory of Coal Conversion, Institute of Coal Chemistry, Chinese Academy of Sciences, Taiyuan 030024, China*

³ *College of Chemistry and Chemical Engineering, Taiyuan University of Technology, Taiyuan 030024, China*

⁴ *Research Center on Advanced Materials Science and Technology, Taiyuan University of Technology, Taiyuan 030024, China*

⁵ *College of Information Engineering, Taiyuan University of Technology, Taiyuan 030024, China*

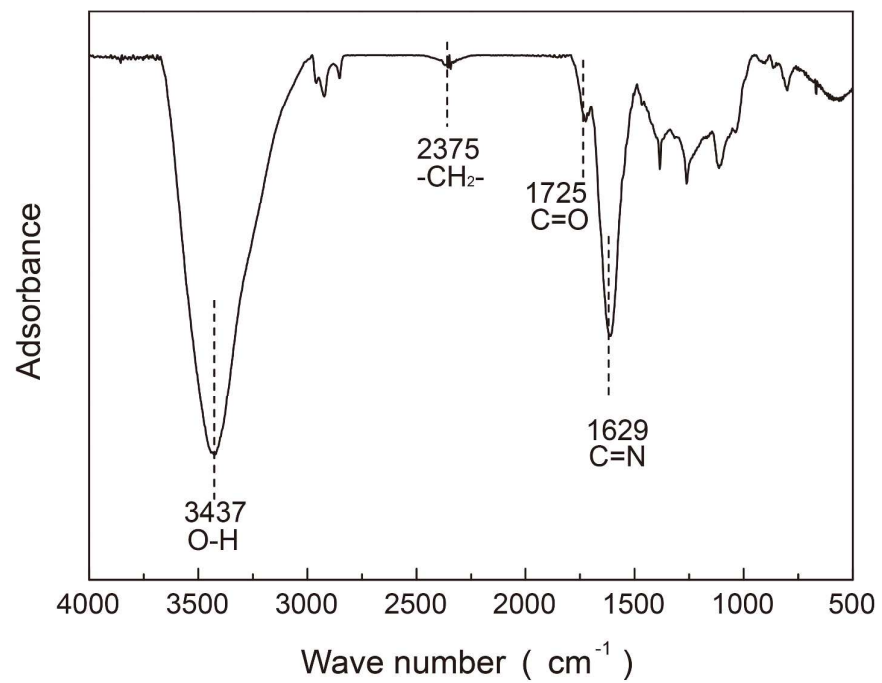


Figure S1. FTIR spectrum of 4-VP/MIPs.




Figure S2. The contact angle of silanized CMSs and AMPS/CMSs.




Figure S3. Photograph showing the dispersion of CMCs and functionalized CMCs in pure water (1 mg/mL) at 25 °C (after settling down for 24 h).




Figure S4. The SEM image of AMPS/NIPs.

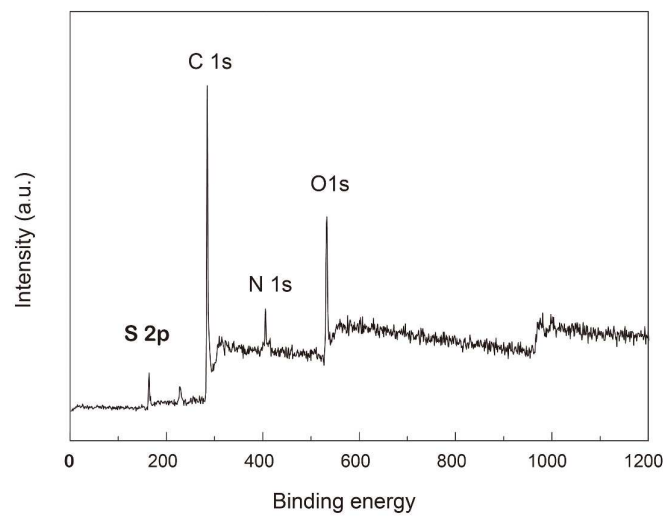


Figure S5. The XPS spectrum of AMPS/MIPs.

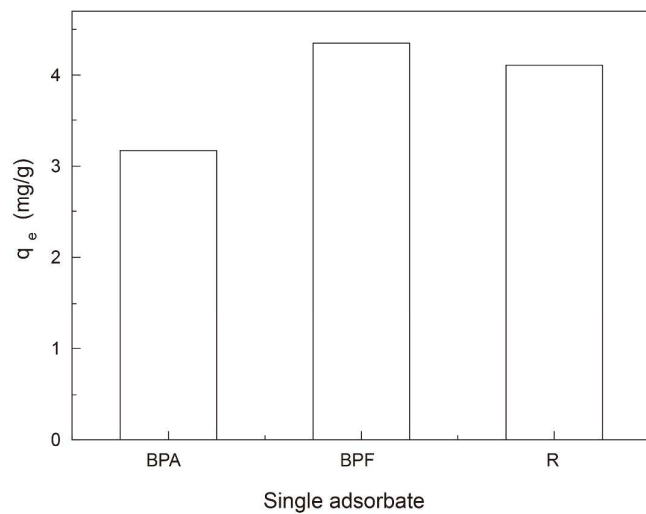


Figure S6. The binding capacity of oxidized carbon microspheres to BPA (50 mg of samples in 50 mL 50 mg/L BPA solution, 20°C).

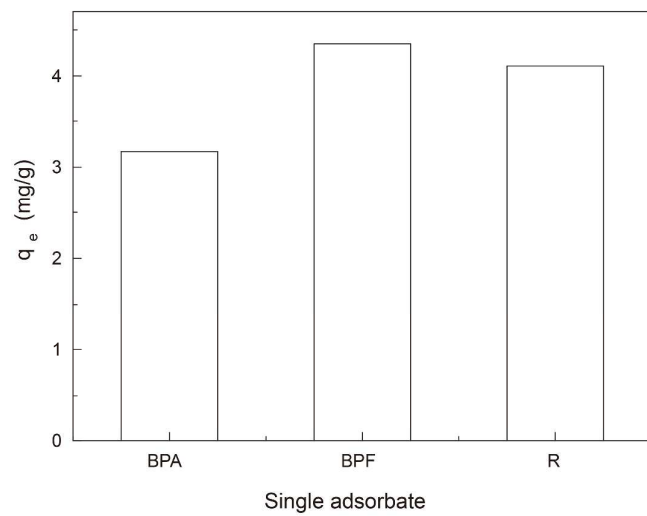


Figure S7. Selective adsorption of oxidized CMSs.