

## Supporting Information

### Expedient Preparation of Nazlinine and a Small Library of Indole Alkaloids Using Flow Electrochemistry as an Enabling Technology

Mikhail A. Kabeshov,<sup>‡</sup> Biagia Musio,<sup>‡</sup> Philip R. D. Murray, Duncan L. Browne, Steven V. Ley.\*

Department of Chemistry, University of Cambridge, Lensfield Road, Cambridge, CB2 1EW (UK)

#### Content

- p. 2            General.
- p. 3            General procedure for the anodic oxidation of **10** in the microfluidic electrochemical cell.
- p. 3 – 5       Spectroscopic characterization of compounds **11a – 11i**.
- p. 6            General procedure for the Pictet-Spengler cyclisation reaction under microwave conditions.
- p. 6 – 8       Spectroscopic characterization of compounds **1a – 1g**.
- p. 9 – 18      Copies of <sup>1</sup>H-NMR, <sup>13</sup>C-NMR for compounds **11a – 11i**.
- p. 19 – 27     Copies of <sup>1</sup>H-NMR, <sup>13</sup>C-NMR and <sup>19</sup>F-NMR for compounds **1a – 1g**.
- p. 28 – 48     Computational data.
- p. 48           References

## General

<sup>1</sup>H-NMR spectra were recorded on either Bruker Avance DPX-400, Bruker Avance DPX-500 or Bruker Avance DPX-600 spectrometer, as specified, with the residual solvent peak as the internal reference (CDCl<sub>3</sub> = 7.26 ppm, d<sub>4</sub>-methanol = 3.31 ppm). <sup>1</sup>H resonances are reported to the nearest 0.01 ppm. <sup>13</sup>C-NMR spectra were recorded on the same spectrometer, as specified, with the central resonance of the solvent peak as the internal reference (CDCl<sub>3</sub> = 77.00 ppm, d<sub>4</sub>-methanol = 49.05 ppm). All <sup>13</sup>C resonances are reported to the nearest 0.01 ppm. DEPT 135, COSY, HMQC, and HMBC experiments were used to aid structural determination and spectral assignment. The multiplicity of <sup>1</sup>H signals are indicated as: s = singlet, d = doublet, dd = doublet of doublet, ddd = doublet of doublet of doublet, t = triplet, q = quadruplet, sext = sextet, m = multiplet, br = broad, or combinations of thereof. Coupling constants (*J*) are quoted in Hz and reported to the nearest 0.1 Hz. Where appropriate, averages of the signals from peaks displaying multiplicity were used to calculate the value of the coupling constant. Infrared spectra were recorded neat on a PerkinElmer Spectrum One FT-IR spectrometer using Universal ATR sampling accessories. Unless stated otherwise, reagents were obtained from commercial sources and used without purification. The removal of solvent under reduced pressure was carried out on a standard rotary evaporator. High resolution mass spectrometry (HRMS) was performed using a Waters Micromass LCT Premier™ spectrometer using time of flight with positive ESI, or a Bruker BioApex 47e FTICR spectrometer using (positive or negative) ESI or EI at 70 eV to within a tolerance of 5 ppm of the theoretically calculated value. Biotage Initiator Microwave Synthesiser was used to perform reactions under microwave conditions. The flow apparatus is the Asia Flux Module commercialized by Syrris. Two Asia Syringe Pumps, equipped with Asia Blue Syringes (500µl/1 ml). The microfluidic electrolytic cell was supplied by Syrris Ltd. The anode was made of carbon filled with polyvinylidene fluoride (PVDF), the cathode of stainless steel and the spacer of perfluoroelastomer (FFKM, TRPlast 330B, 500 µm thickness). The cell parameters are: channel depth 200 µm, channel width 1.5 mm, channel length 600 mm, surface area of the channel 900 mm<sup>2</sup>, the channel volume 180 µl, current density 48.89 mA cm<sup>-2</sup>. All the modules were connected by PTFE tubing and end fittings.<sup>1</sup> Unless stated otherwise all chemicals were obtained from commercial sources, and were used without further purification. Compounds **10c**,<sup>2</sup> **10d**,<sup>3</sup> **10e**,<sup>3</sup> **10f**,<sup>4</sup> **10g**,<sup>5</sup> **10h**,<sup>6</sup> **10i**<sup>7</sup> were synthesized using the reported procedures.

**General procedure for the anodic oxidation of 10 in the microfluidic electrochemical cell.** 0.1 M solution of the *N*-protected amine **10** in methanol containing 20 mol% of Et<sub>4</sub>N<sup>+</sup>BF<sub>4</sub><sup>-</sup> was pumped through the Syrris microfluidic electrolytic cell (flow rate 120 μl min<sup>-1</sup>). The current (*I*) was set constant (galvanostatic mode) at 44 mA (2.3 F mol<sup>-1</sup>). The solution was collected and evaporated *in vacuo*. The residue was dissolved in chloroform (10 ml per 1 g of the product) and filtered to remove Et<sub>4</sub>N<sup>+</sup>BF<sub>4</sub><sup>-</sup>. The product obtained after solvent evaporation *in vacuo* was sufficiently pure to be used in the following step or could be purified by flash column chromatography (SiO<sub>2</sub>) to attain the analytically pure material **11**.

**tert-Butyl-2-methoxypyrrolidine-1-carboxylate 11a.**<sup>3</sup> Colorless oil, 92%. <sup>1</sup>H NMR (500 MHz, CD<sub>3</sub>OD, mixture of rotamers) δ 1.45 (s, 9H Major + 9H Minor), 1.58 – 2.11 (m, 4H Major + 4 H Minor), 3.25 – 3.45 (m overlapping the solvent signal at 3.31 ppm and the s at 3.32 ppm, 2H Major + 2H Minor), 5.05 – 5.15 (m, 1H Major + 1H Minor). <sup>13</sup>C NMR (125 MHz, CD<sub>3</sub>OD, mixture of rotamers) δ 22.6, 23.5, 28.6, 28.8, 32.5, 33.3, 46.5, 47.1, 55.8, 56.0, 81.2, 81.6, 90.0, 90.2, 156.2, 156.8. IR (Neat, cm<sup>-1</sup>) 2976, 2935, 1698, 1380, 1365, 1161, 1080, 931, 916, 878, 773. HRMS *m/z* calculated for C<sub>10</sub>H<sub>19</sub>NNaO<sub>3</sub> [M + Na]<sup>+</sup> 224.1257, found 224.1247.

**tert-Butyl-2-methoxypiperidine-1-carboxylate 11b.** Colorless oil, 98%. <sup>1</sup>H NMR (600 MHz, CD<sub>3</sub>OD, mixture of rotamers) δ 1.36 – 1.58 (m overlapping s at 1.47 ppm, 3H Major + 3H Minor), 1.47 (s, 9H Major + 9H Minor), 1.59 – 1.68 (m, 1H Major + 1H Minor), 1.71 – 1.79 (m, 1H Major + 1H Minor), 1.82 – 1.84 (m, 1H Major + 1H Minor), 2.82 – 2.97 (m, 1H Major + 1H Minor), 3.21 (s, 3H Major + 3H Minor), 3.79 – 3.91 (m, 1H Major + 1H Minor), 5.23 (m, 1H Major + 1H Minor). <sup>13</sup>C NMR (125 MHz, CD<sub>3</sub>OD, mixture of rotamers) δ 19.5, 26.2, 28.7, 31.2, 39.1, 40.4, 49.7, 49.9, 54.8, 81.4, 81.5, 82.6, 83.7, 156.6, 156.9. IR (Neat, cm<sup>-1</sup>) 2939, 1697, 1409, 1160, 1082, 1034, 951, 869. HRMS *m/z* calculated for C<sub>11</sub>H<sub>21</sub>NNaO<sub>3</sub> [M + Na]<sup>+</sup> 238.1414, found 238.1403.

**tert-Butyl-2-methoxyazapane-1-carboxylate 11c.** Colorless oil, 94%. <sup>1</sup>H NMR (400 MHz, CD<sub>3</sub>OD, mixture of rotamers) δ 1.08 – 1.18 (m, 1H Major + 1H Minor), 1.29 – 1.40 (m, 1H Major + 1H Minor), 1.44 – 1.69 (m overlapping s at 1.49 ppm, 4H Major + 4H Minor), 1.49 (s, 9H Major + 9H Minor), 1.79 – 1.82 (m, 1H Major + 1H Minor), 2.18 – 2.27 (m, 1H Major + 1H Minor), 2.89 – 2.97 (m, 1H Major + 1H Minor), 3.20 (s, 3H Major), 3.23 (s, 3H Minor), 3.55 – 3.63 (m, 1H Major + 1H Minor), 5.20 – 5.24 (m, 1H Minor), 5.27 – 5.30 (m, 1H Major). <sup>13</sup>C NMR (100 MHz, CD<sub>3</sub>OD, mixture of rotamers) δ 23.6, 23.8, 28.7, 28.7<sup>5</sup>, 28.8,

29.3, 30.9<sup>8</sup>, 31.0, 35.5, 35.8, 41.3, 41.8, 55.2, 55.3, 81.3, 81.7, 86.7, 87.7, 157.1, 158.1. IR (Neat, cm<sup>-1</sup>) 2930, 2857, 1694, 1411, 1153, 1086, 1068, 936. HRMS *m/z* calculated for C<sub>12</sub>H<sub>24</sub>NO<sub>3</sub> [M + H]<sup>+</sup> 230.1751, found 230.1743.

**Benzyl-2-methoxypyrrolidine-1-carboxylate 11d.**<sup>3</sup> Colorless oil, 89%. <sup>1</sup>H NMR (500 MHz, CD<sub>3</sub>OD, mixture of rotamers) δ 1.73 – 2.08 (m, 4 H Major + Minor), 3.24 (s, 3H Minor), 3.33 – 3.50 (m, 2H Major + Minor), 3.33 (s overlapping solvent signal at 3.31 ppm, 3H Major), 5.10 – 5.20 (m, 3 H Major + 3H Minor), 7.29 – 7.39 (m, 5H Major + 5H Minor). <sup>13</sup>C NMR (125 MHz, CD<sub>3</sub>OD, mixture of rotamers) 22.6, 23.6, 32.6, 33.2, 46.9, 47.0, 55.9, 56.1, 68.1, 68.4, 90.1, 90.6, 128.9, 129.2, 129.6, 137.9, 138.1, 156.7, 157.4. IR (Neat, cm<sup>-1</sup>) 2945, 2893, 1704, 1404, 1358, 1082, 698. HRMS *m/z* calculated for C<sub>13</sub>H<sub>18</sub>NO<sub>3</sub> [M + H]<sup>+</sup> 236.1281, found 236.1280.

**Benzyl-2-methoxypiperidine-1-carboxylate 11e.**<sup>3</sup> Colorless oil, 90%. <sup>1</sup>H NMR (600 MHz, CD<sub>3</sub>OD, mixture of rotamers) δ 1.40 - 1.48 (m, 1H Major + 1H Minor), 1.52 - 1.56 (m, 2H Major + 2H Minor), 1.59 - 1.68 (m, 1H Major + 1H Minor), 1.72 - 1.80 (m, 1H Major + 1H Minor), 1.82 - 1.88 (m, 1H Major + 1H Minor), 2.91 - 3.03 (m, 1H Major + 1H Minor), 3.14 (br s, 3H Major), 3.20 (br s, 3H Minor), 3.92 - 3.95 (m, 1H Major + 1H Minor), 5.09 - 5.20 (m, 2H Major + 2H Minor), 5.35 (br s, 1H Major + 1H Minor), 7.24 - 7.32 (m, 1H Major + 1H Minor), 7.34 – 7.38 (m, 4H Major + 4H Minor). <sup>13</sup>C NMR (125 MHz, CD<sub>3</sub>OD, mixture of rotamers) 19.4, 26.1, 26.2, 31.1, 31.2, 39.9, 40.2, 54.9, 55.0, 68.3, 68.4, 83.4, 83.6, 128.9, 129.2, 129.4, 138.0, 138.0<sup>5</sup>, 157.1, 157.4. IR (Neat, cm<sup>-1</sup>) 2942, 1698, 1417, 1337, 1263, 1168, 1081, 1067, 1035, 952, 697. HR-MS *m/z* calculated for C<sub>14</sub>H<sub>20</sub>NO<sub>3</sub> [M + H]<sup>+</sup> 250.1443, found 250.1443.

**Benzyl-2-methoxyazapane-1-carboxylate 11f.**<sup>8</sup> Colorless oil, 92%. <sup>1</sup>H NMR (400 MHz, CD<sub>3</sub>OD, mixture of rotamers) δ 1.08 – 1.17 (m, 1H Major + 1H Minor), 1.28 – 1.41 (m, 1H Major + 1H Minor), 1.46 – 1.69 (m, 4H Major + 4H Minor), 1.76 – 1.80 (m, 1H Major + 1H Minor), 2.18 – 2.28 (m, 1H Major + 1H Minor), 2.96 – 3.03 (m, 1H Major + 1H Minor), 3.14 (s, 3H Minor), 3.20 (s, 3H Major), 3.65 – 3.68 (m, 1H Major + 1H Minor), 5.14 (d, J = 12.2 Hz, 1H Minor), 5.15 (d, J = 12.4 Hz, 1H Major), 5.20 (d, J = 12.4 Hz, 1H Major), 5.21 (d, J = 12.2 Hz, 1H Minor), 5.27 – 5.36 (m, 1H Major + 1H Minor), 7.29 – 7.40 (m, 5H Major + 5H Minor). <sup>13</sup>C NMR (100 MHz, CD<sub>3</sub>OD, mixture of rotamers) 23.6, 23.7, 28.7, 29.4, 30.9, 31.0, 35.4, 35.7, 41.7, 42.0, 55.3, 55.4, 68.4, 68.5, 87.5, 87.6, 128.9, 129.2, 129.3, 129.6, 138.0,

138.1, 157.7, 158.9. IR (Neat,  $\text{cm}^{-1}$ ) 2930, 2856, 1698, 1417, 1336, 1171, 1071, 938, 698. HR-MS  $m/z$  calculated for  $\text{C}_{15}\text{H}_{20}\text{NO}_3$   $[\text{M} - \text{H}]^+$  262.1438, found 262.1430.

**Benzyl-2-methoxymorpholine-1-carboxylate 11g.** Colorless oil, 90%.  $^1\text{H}$  NMR (500 MHz,  $\text{CD}_3\text{OD}$ , mixture of rotamers)  $\delta$  3.11 – 3.30 (m, 4H Major + 4H Minor), 3.40 – 3.52 (m, 2H Major + 2H Minor), 3.71 – 3.90 (m, 3H Major + 3H Minor), 5.10 – 5.30 (m, 3H Major + 3H minor), 7.25 – 7.45 (m, 5H Major + 5H Minor).  $^{13}\text{C}$  NMR (125 MHz,  $\text{CD}_3\text{OD}$ , mixture of rotamers)  $\delta$  40.1, 40.8, 55.4, 55.5, 67.2, 67.4, 68.7, 68.8, 69.9, 70.1, 81.7, 82.2, 128.9, 129.1, 129.2, 129.4, 129.5, 129.6, 137.7, 137.8, 156.9, 157.2. IR (Neat,  $\text{cm}^{-1}$ ) 2936, 1705, 1417, 1303, 1227, 1078, 875, 750, 699. HRMS  $m/z$  calculated for  $\text{C}_{13}\text{H}_{16}\text{NO}_4$   $[\text{M} - \text{H}]^+$  250.1074, found 250.1067.

**Methyl-2-methoxyazapane-1-carboxylate 11h.** Colorless oil, 90%.  $^1\text{H}$  NMR (400 MHz,  $\text{CD}_3\text{OD}$ , mixture of rotamers)  $\delta$  1.13 – 1.25 (m, 1H Major + 1H Minor), 1.35 – 1.49 (m, 1H Major + 1H Minor), 1.51 – 1.82 (m, 5H Major + 5H Minor), 2.21 (s, 3H Minor), 2.22 (s, 3H Major), 2.19 – 2.37 (m overlapping s at 2.21 ppm and s at 2.22 ppm, 1H Major + 1H Minor), 2.95 (ddd,  $J = 13.8, 11.3, 2.7$  Hz, 1H Minor), 3.21 (s, 3H Major), 3.27 (s, 3H Minor), 3.25 – 3.44 (m overlapping solvent signal at 3.31 ppm, 1H Major), 3.56 – 3.60 (m, 1H Major), 3.90 – 3.93 (m, 1H Minor), 5.08 (t,  $J = 7.3$  Hz, 1H Minor), 5.71 (t,  $J = 7.5$  Hz, 1H Major).  $^{13}\text{C}$  NMR (125 MHz,  $\text{CD}_3\text{OD}$ , mixture of rotamers)  $\delta$  21.6, 21.8, 23.3, 23.7, 28.1, 29.8, 30.5, 30.8, 35.1, 35.6, 40.7, 42.9, 54.8, 55.7, 84.2, 89.4, 173.5, 175.1. IR (Neat,  $\text{cm}^{-1}$ ) 2930, 2856, 1643, 1412, 1078, 1060, 932. HRMS  $m/z$  calculated for  $\text{C}_9\text{H}_{18}\text{NO}_2$   $[\text{M} + \text{H}]^+$  172.1332, found 172.1326.

**2-(trimethylsilyl)ethyl 2-methoxyazepane-1-carboxylate 11i.**<sup>9</sup> Colorless oil, 92%.  $^1\text{H}$  NMR (600 MHz,  $\text{CD}_3\text{OD}$ , mixture of rotamers)  $\delta$  0.07 (s, 9H Minor), 0.07<sup>3</sup> (s, 9H Major), 1.03 – 1.06 (m, 2H Major + 2H Minor), 1.11 – 1.19 (m, 1H Major + 1H Minor), 1.31 – 1.40 (m, 1H Major + 1H Minor), 1.48 – 1.59 (m, 2H Major + 2H Minor), 1.62 – 1.69 (m, 2H Major + 2H Minor), 1.80 – 1.82 (m, 1H Major + 1H Minor), 2.20 – 2.27 (m, 1H Major + 1H Minor), 2.96 – 3.01 (m, 1H Major + 1H Minor), 3.22 (s, 3H Major), 3.22<sup>5</sup> (s, 3H Minor), 3.62 – 3.68 (m, 1H Major + 1H Minor), 4.20 – 4.28 (m, 2H Major + 2H Minor), 5.31 – 5.34 (m, 1H Major + 1H Minor).  $^{13}\text{C}$  NMR (150 MHz,  $\text{CD}_3\text{OD}$ , mixture of rotamers)  $\delta$  -1.4, -1.4<sup>1</sup>, 18.7, 18.8, 23.6, 23.7, 28.8, 29.5, 30.9, 31.0, 35.5, 35.7, 41.6, 41.8, 55.3, 55.4, 65.0, 65.0<sup>2</sup>, 87.3, 87.4, 158.2, 159.2. IR (Neat,  $\text{cm}^{-1}$ ) 2931, 2857, 1698, 1417, 1249, 1171, 1085, 1072, 939, 860, 836. HRMS  $m/z$  calculated for  $\text{C}_{13}\text{H}_{27}\text{NNaO}_2\text{Si}$   $[\text{M} + \text{Na}]^+$  296.1658, found 296.1667.

**General procedure for the Pictet-Spengler cyclisation reaction under microwave conditions.** Tryptamine **12** (1.0 mmol),  $\alpha$ -methoxy-*N*-protected amine **11** (2.0 mmol, unless stated otherwise), camphorsulfonic acid (6 mmol, unless stated otherwise) and distilled water (8 mL) were sealed in a tube and heated at 130 °C for 30 minutes under microwave irradiation. The reaction mixture was diluted with dichloromethane (30 mL), mixed with 10% aqueous NaOH (30 mL) and stirred overnight. The organic phase was separated; the aqueous phase was extracted with dichloromethane (2 × 20 mL) and ethyl acetate (1 × 20 mL). The combined organic phases were dried over Na<sub>2</sub>SO<sub>4</sub>, the solvent was removed *in vacuo*. The product **1** was purified by using KP-NH silica (10 g × 0.5 mmol) and Isolera™ Spektra Systems from Biotage. The following gradient elution was used: 1CV – AcOEt 100%; 12CV – AcOEt / MeOH 0-50%; 2CV – AcOEt / MeOH 50-50%). Spectroscopic data for **1b** are in agreement with literature.<sup>10</sup>

**4-(1,2,3,4-Tetrahydroisoquinolin-1-yl)propanamine 1a.** Yellow oil, 87%. <sup>1</sup>H NMR (600 MHz, CD<sub>3</sub>OD)  $\delta$  1.57 - 1.68 (m, 2H), 1.74 (dddd,  $J = 13.7, 10.2, 8.5, 5.1$  Hz, 1H), 2.01 (dddd,  $J = 13.7, 10.0, 6.2, 3.7$  Hz, 1H), 2.66 - 2.74 (m, 3H), 2.77 (dddd,  $J = 14.6, 9.2, 5.3, 2.0$  Hz, 1H), 2.95 (ddd,  $J = 12.5, 9.2, 4.8$  Hz, 1H), 3.29 – 3.32 (m overlapping to solvent signal, 1H), 4.03 - 4.05 (m, 1H), 6.96 (ddd,  $J = 8.0, 7.1, 1.0$  Hz, 1H, 1H), 7.04 (ddd,  $J = 7.5, 7.1, 1.1$  Hz, 1H), 7.28 (d,  $J = 8.1$  Hz, 1H), 7.38 (d,  $J = 7.8$  Hz, 1H). <sup>13</sup>C NMR (150 MHz, CD<sub>3</sub>OD)  $\delta$  23.0, 29.6, 32.8, 42.5, 43.6, 53.7, 108.9, 111.8, 118.6, 119.7, 122.0, 128.7, 136.7, 137.8. FT-IR (Neat, cm<sup>-1</sup>) 3171, 3051, 2932, 2849, 1592, 1453, 1264, 1118, 729. HRMS  $m/z$  calculated for C<sub>14</sub>H<sub>20</sub>N<sub>3</sub> [M + H]<sup>+</sup> 230.1657, found 230.1653.

**4-(1,2,3,4-Tetrahydroisoquinolin-1-yl)butanamine 1b.** Synthesized using *tert*-Butyl-2-methoxypiperidine-1-carboxylate **11b** (1.075 g, 5.0 mmol) and camphorsulfonic acid (2.8 g, 12 mmol) Yellow oil, 60%. <sup>1</sup>H NMR (600 MHz, CD<sub>3</sub>OD)  $\delta$  1.46 - 1.62 (m, 5H), 1.69 - 1.76 (m, 1H), 1.98 - 2.04 (m, 1H), 2.67 - 2.72 (m, 3H), 2.78 (dddd,  $J = 14.7, 9.2, 5.2, 2.0$  Hz, 1H), 2.94 (ddd,  $J = 12.5, 9.3, 4.8$  Hz, 1H), 3.29 – 2.33 (m overlapping to solvent signal, 1H), 4.02 - 4.06 (m, 1H), 6.96 (ddd,  $J = 7.9, 6.9, 0.9$  Hz, 1H, 1H), 7.03 (ddd,  $J = 8.1, 7.1, 1.1$  Hz, 1H), 7.28 (d,  $J = 8.1$  Hz, 1H), 7.38 (d,  $J = 7.8$  Hz, 1H). <sup>13</sup>C NMR (150 MHz, CD<sub>3</sub>OD)  $\delta$  23.0, 24.0, 33.5, 35.3, 42.3, 43.7, 54.0, 108.7, 111.8, 118.5, 119.6, 121.9, 128.7, 136.9, 137.8. FT-IR (Neat, cm<sup>-1</sup>) 3230, 3048, 2929, 2857, 1617, 1453, 1318, 1302, 1266, 739, 701. HRMS  $m/z$  calculated for C<sub>15</sub>H<sub>22</sub>N<sub>3</sub> [M + H]<sup>+</sup> 244.1814, found 244.1820.

**4-(1,2,3,4-Tetrahydroisoquinolin-1-yl)pentanamine 1c.** Yellow oil, 79%. <sup>1</sup>H NMR (600 MHz, CD<sub>3</sub>OD) δ 1.36 - 1.56 (m, 7H), 1.68 - 1.74 (m, 1H), 1.98 - 2.04 (m, 1H), 2.65 - 2.71 (m, 3H), 2.77 (dddd, *J* = 14.7, 9.2, 5.2, 1.9 Hz, 1H), 2.93 (ddd, *J* = 12.5, 9.3, 4.8 Hz, 1H), 3.29 - 3.32 (m overlapping signal solvent, 1H), 4.02 - 4.04 (m, 1H), 6.96 (ddd, *J* = 7.8, 7.0, 0.8 Hz, 1H, 1H), 7.03 (ddd, *J* = 8.0, 7.0, 1.0 Hz, 1H), 7.28 (d, *J* = 8.1 Hz, 1H), 7.37 (d, *J* = 7.8 Hz, 1H). <sup>13</sup>C NMR (150 MHz, CD<sub>3</sub>OD) δ 23.0, 26.5, 28.1, 33.2, 35.4, 42.3, 43.7, 54.0, 108.7, 111.8, 118.5, 119.6, 121.9, 128.7, 137.0, 137.8. FT-IR (Neat, cm<sup>-1</sup>) 3186, 3048, 2929, 2853, 1647, 1453, 1316, 1302, 1264, 735, 699. HRMS *m/z* calculated for C<sub>16</sub>H<sub>24</sub>N<sub>3</sub> [M + H]<sup>+</sup> 258.1970, found 258.1975.

**(7-Fluoro-2,3,4,9-tetrahydro-1H-pyrido[3,4-b]indol-1-yl)propanamine 1d.** Yellow oil, 77%. <sup>1</sup>H NMR (600 MHz, CD<sub>3</sub>OD) δ 1.58 - 1.69 (m, 2H), 1.74 (dddd, *J* = 13.7, 10.2, 8.5, 5.1 Hz, 1H), 2.00 (dddd, *J* = 13.7, 9.9, 6.2, 3.7 Hz, 1H), 2.66 - 2.79 (m, 4H), 2.95 (ddd, *J* = 12.5, 9.2, 4.8 Hz, 1H), 3.29 - 3.33 (m overlapping to solvent signal, 1H), 4.02 - 4.06 (m, 1H), 6.74 (ddd, *J* = 9.8, 8.6, 2.3 Hz, 1H), 6.97 (dd, *J* = 10.0, 2.2 Hz, 1H), 7.32 (dd, *J* = 8.6, 5.3 Hz, 1H). <sup>13</sup>C NMR (150 MHz, CD<sub>3</sub>OD) δ 22.9, 29.5, 32.7, 42.5, 43.5, 53.7, 98.0 (d, *J* = 25.9 Hz), 107.8 (d, *J* = 24.5 Hz), 109.0, 119.2 (d, *J* = 10.2 Hz), 125.4, 137.2 (d, *J* = 3.5 Hz), 137.7 (d, *J* = 12.5 Hz), 160.9 (d, *J* = 234.5 Hz). <sup>19</sup>F NMR (376 MHz, CD<sub>3</sub>OD) δ -125.0 (s). FT-IR (Neat, cm<sup>-1</sup>) 3190, 3055, 2932, 2849, 1623, 1469, 1440, 1264, 1132, 931, 834, 799, 733, 701. HRMS *m/z* calculated for C<sub>14</sub>H<sub>19</sub>FN<sub>3</sub> [M + H]<sup>+</sup> 248.1563, found 248.1550.

**(7-Fluoro-2,3,4,9-tetrahydro-1H-pyrido[3,4-b]indol-1-yl)pentanamine 1e.** Yellow oil, 61%. <sup>1</sup>H NMR (400 MHz, CD<sub>3</sub>OD) δ 1.37 - 1.59 (m, 7H), 1.66 - 1.75 (m, 1H), 1.95 - 2.03 (m, 1H), 2.27 - 2.80 (m, 4H), 2.90 - 2.97 (m, 1H), 3.28 - 3.35 (m overlapping to solvent signal, 1H), 4.01 - 4.02 (m, 1H), 6.74 (ddd, *J* = 9.9, 8.8, 2.3 Hz, 1H), 6.97 (dd, *J* = 10.0, 2.2 Hz, 1H), 7.31 (dd, *J* = 8.6, 5.3 Hz, 1H). <sup>13</sup>C NMR (150 MHz, CD<sub>3</sub>OD) δ 22.9, 26.5, 28.1, 32.9, 35.4, 42.2, 43.6, 53.9, 98.0 (d, *J* = 26.0 Hz), 107.7 (d, *J* = 24.5 Hz), 108.8, 119.2 (d, *J* = 10.2 Hz), 125.4, 137.5 (d, *J* = 3.1 Hz), 137.7 (d, *J* = 12.4 Hz), 160.9 (d, *J* = 234.0 Hz). <sup>19</sup>F NMR (376 MHz, CD<sub>3</sub>OD) δ -125.1 (s). FT-IR (Neat, cm<sup>-1</sup>) 3179, 3059, 2925, 2853, 1625, 1572, 1552, 1473, 1346, 1134, 799. HRMS *m/z* calculated for C<sub>16</sub>H<sub>23</sub>FN<sub>3</sub> [M + H]<sup>+</sup> 276.1876, found 276.1864.

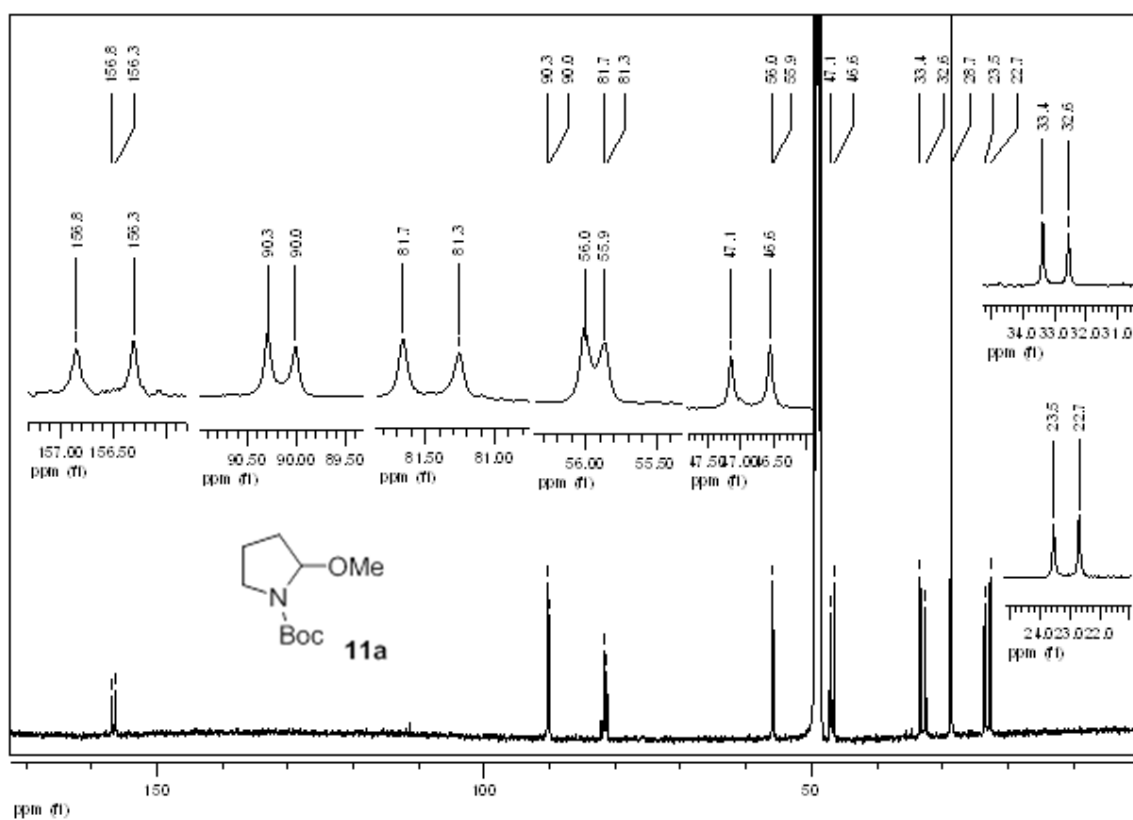
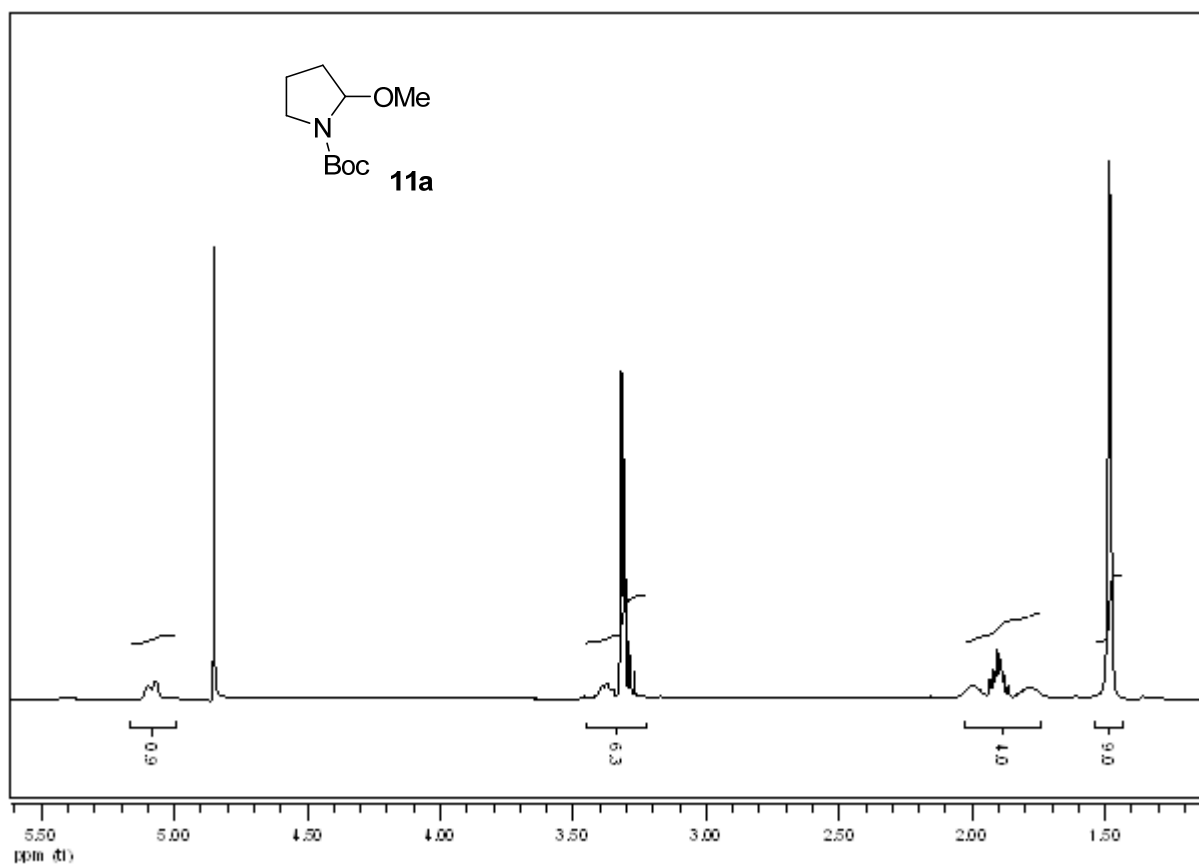
**(8-Methyl-2,3,4,9-tetrahydro-1H-pyrido[3,4-b]indol-1-yl)propanamine 1f.** Yellow oil, 61%. <sup>1</sup>H NMR (600 MHz, CD<sub>3</sub>OD) δ 1.58 - 1.70 (m, 2H), 1.74 - 1.80 (m, 1H), 2.06 - 2.12 (m, 1H), 2.46 (s, 3H), 2.66 - 2.77 (m, 4H), 2.93 (ddd, *J* = 12.6, 8.7, 4.8 Hz, 1H), 3.28 (td, *J* =

12.4, 4.7 Hz, 1H), 4.05 - 4.07 (m, 1H), 6.84 (d,  $J = 7.1$  Hz, 1H), 6.88 (t,  $J = 7.4$  Hz, 1H), 7.21 (d,  $J = 7.7$  Hz, 1H).  $^{13}\text{C}$  NMR (150 MHz,  $\text{CD}_3\text{OD}$ )  $\delta$  17.1, 23.1, 29.4, 32.7, 42.3, 43.2, 53.6, 109.4, 116.3, 119.9, 121.4, 122.8, 128.3, 136.6, 137.1. FT-IR (Neat,  $\text{cm}^{-1}$ ) 3222, 2922, 2913, 1576, 1451, 1393, 1074, 1058, 779, 743. HRMS  $m/z$  calculated for  $\text{C}_{15}\text{H}_{22}\text{N}_3$   $[\text{M} + \text{H}]^+$  244.1814, found 244.1812.

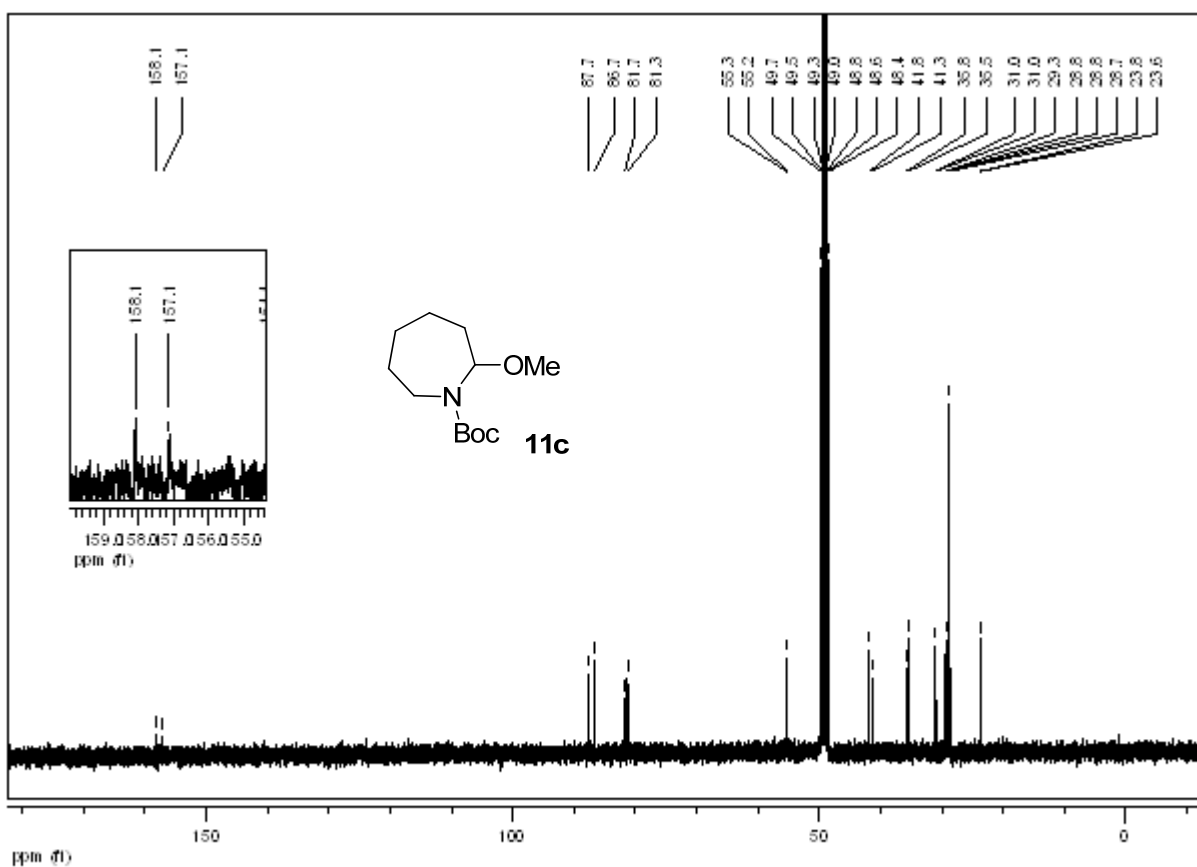
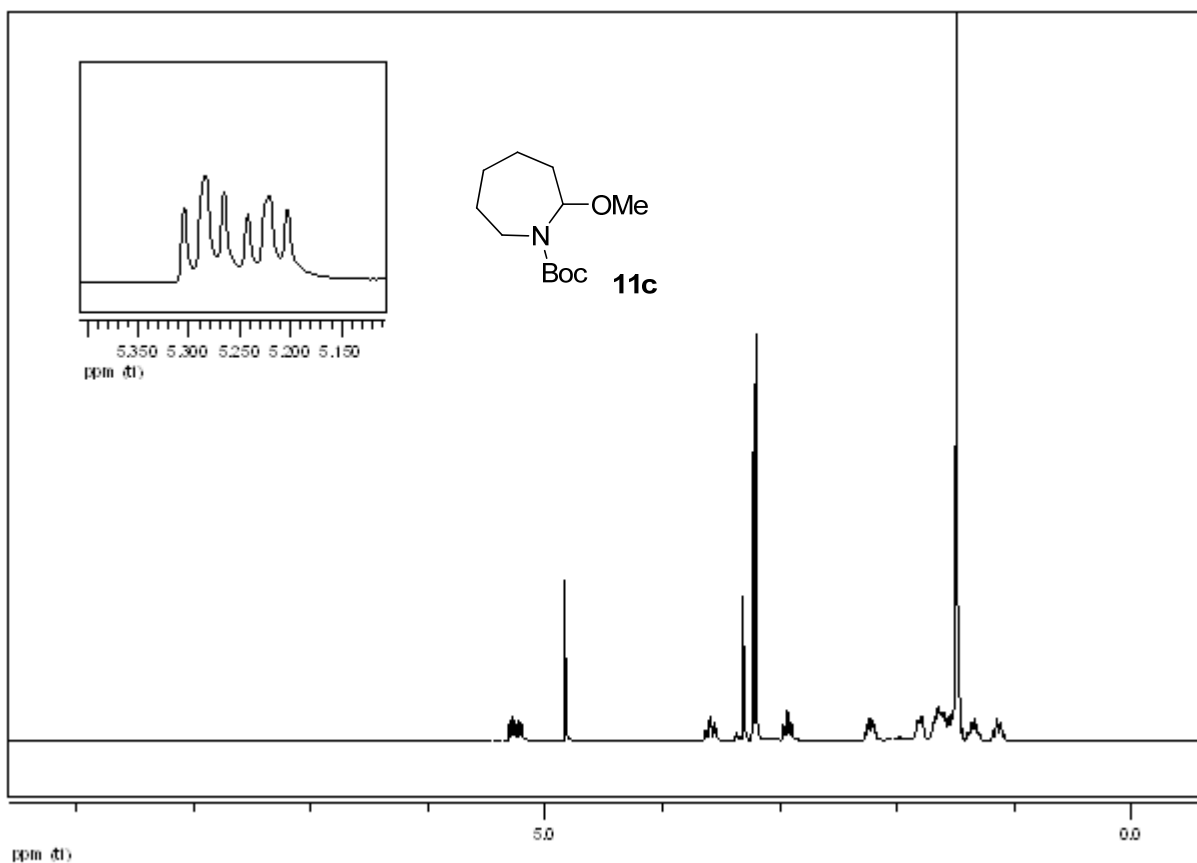
**(6-Bromo-2,3,4,9-tetrahydro-1H-pyrido[3,4-b]indol-1-yl)propanamine 1g.** Yellow oil, 44%.  $^1\text{H}$  NMR (600 MHz,  $\text{CD}_3\text{OD}$ )  $\delta$  1.58 - 1.69 (m, 2H), 1.72 - 1.78 (m, 1H), 2.01 (dddd,  $J = 13.6, 9.9, 6.3, 3.6$  Hz, 1H), 2.64 - 2.76 (m, 4H), 2.94 (ddd,  $J = 12.6, 9.2, 4.8$  Hz, 1H), 3.29 - 3.32 (m overlapping to solvent signal, 1H), 4.03 - 4.05 (m, 1H), 7.12 (dd,  $J = 8.5, 1.8$  Hz, 1H), 7.20 (d,  $J = 8.5$  Hz, 1H), 7.50 (d,  $J = 1.8$  Hz, 1H).  $^{13}\text{C}$  NMR (150 MHz,  $\text{CD}_3\text{OD}$ )  $\delta$  22.8, 29.4, 32.7, 42.4, 43.4, 53.7, 108.8, 112.8, 113.4, 121.2, 124.6, 130.5, 136.4, 138.5. FT-IR (Neat,  $\text{cm}^{-1}$ ) 3214, 2929, 2845, 1568, 1437, 1308, 1116, 1045, 971, 795. HRMS  $m/z$  calculated for  $\text{C}_{14}\text{H}_{19}\text{BrN}_3$   $[\text{M} + \text{H}]^+$  308.0762, found 308.0762.

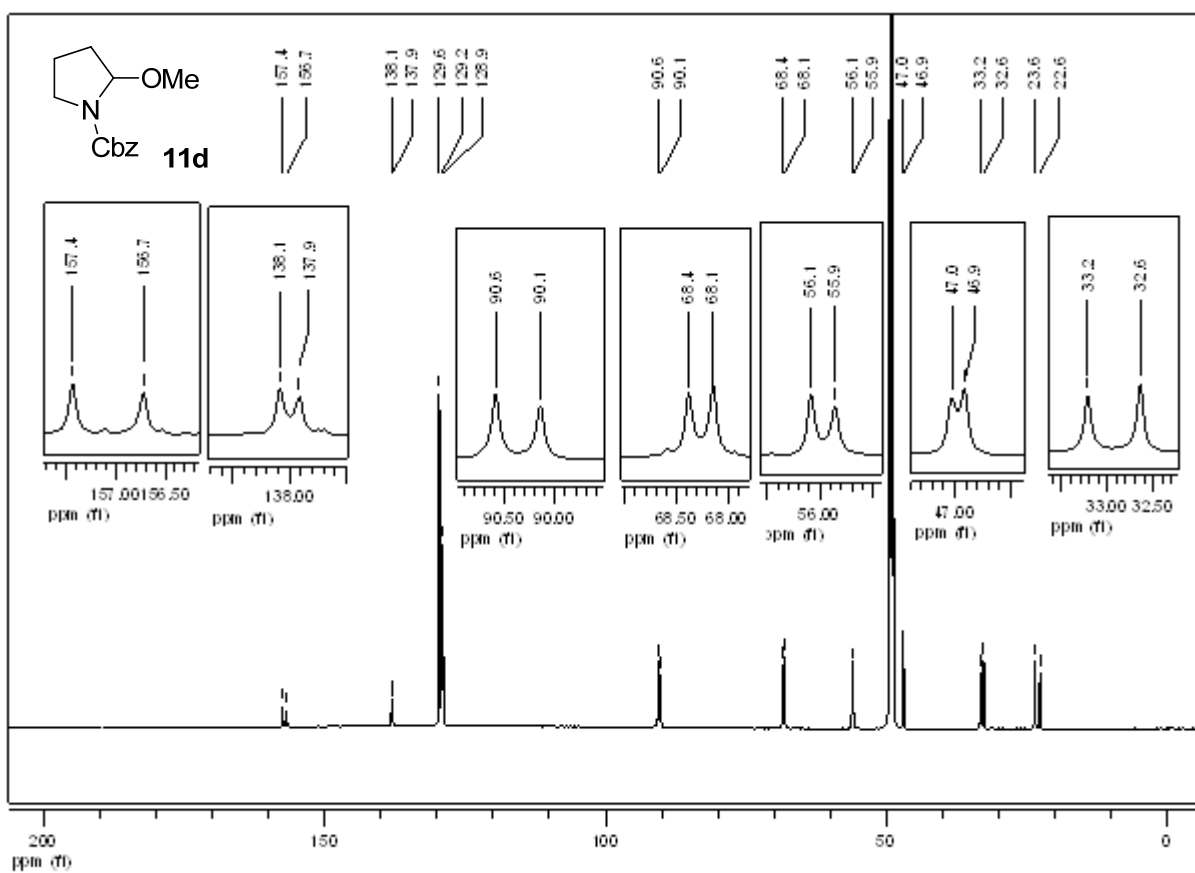
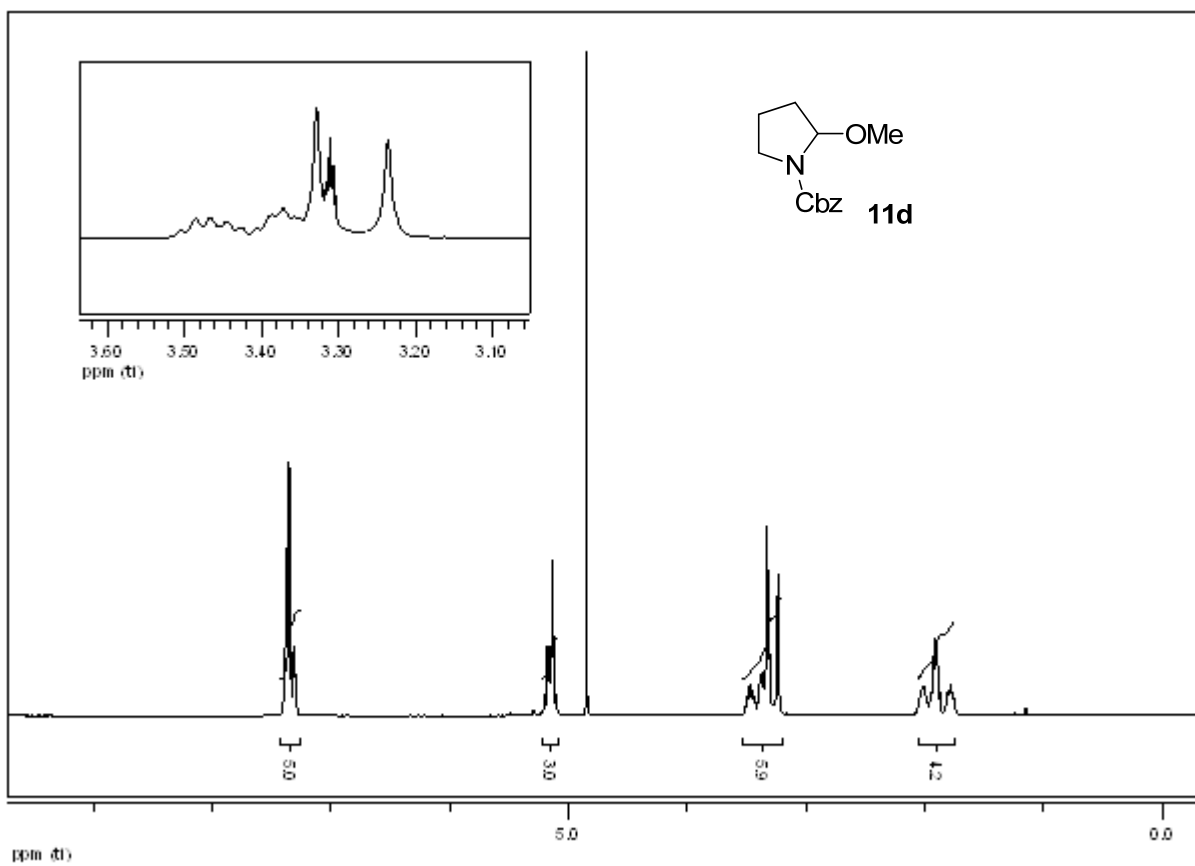


Copies of  $^1\text{H-NMR}$ ,  $^{13}\text{C-NMR}$  for compounds 11a – 11i.

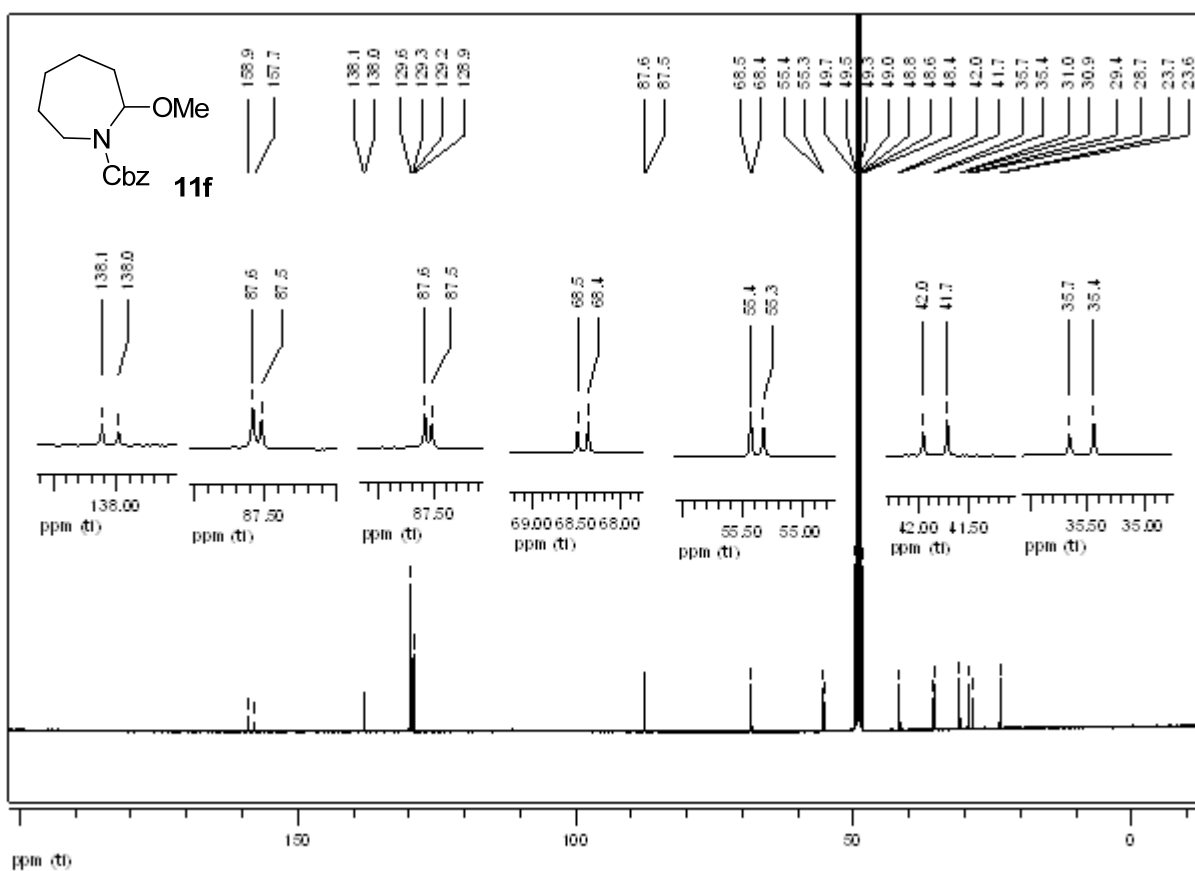
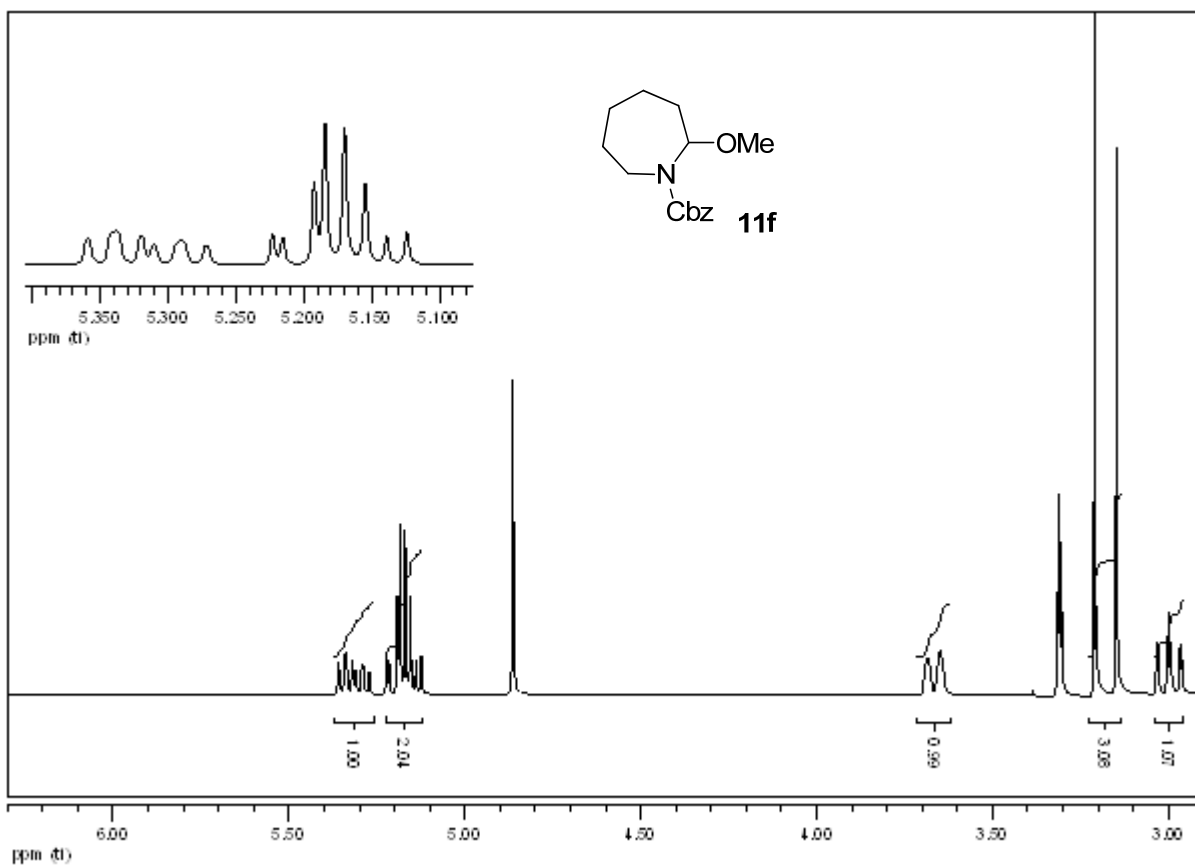


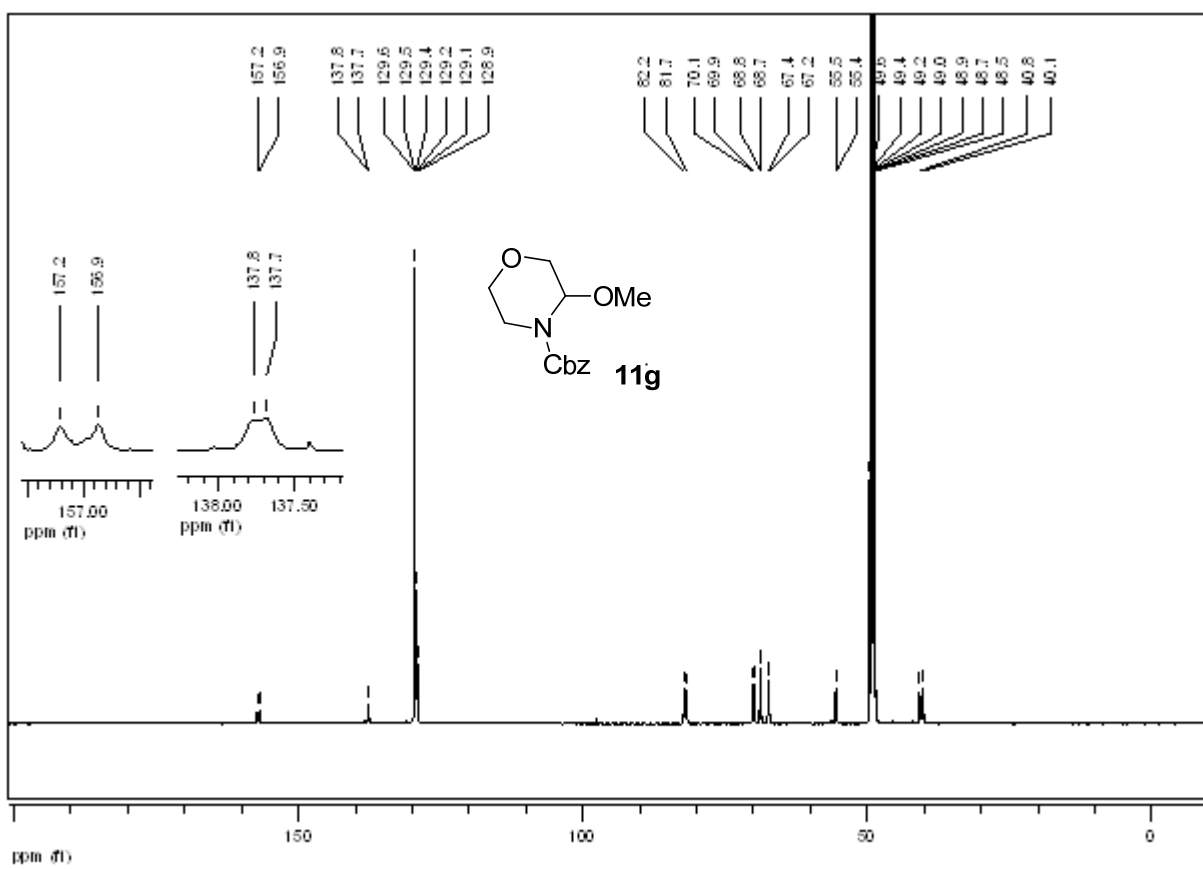
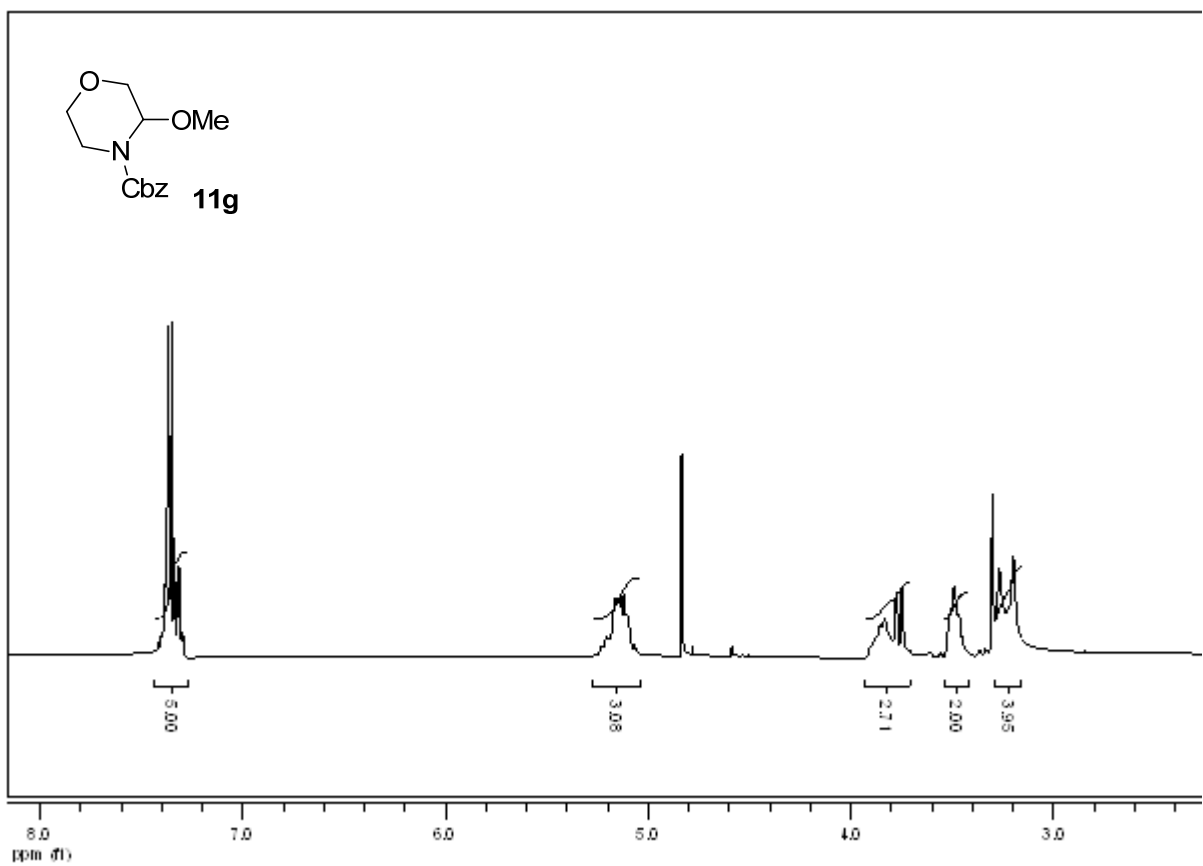


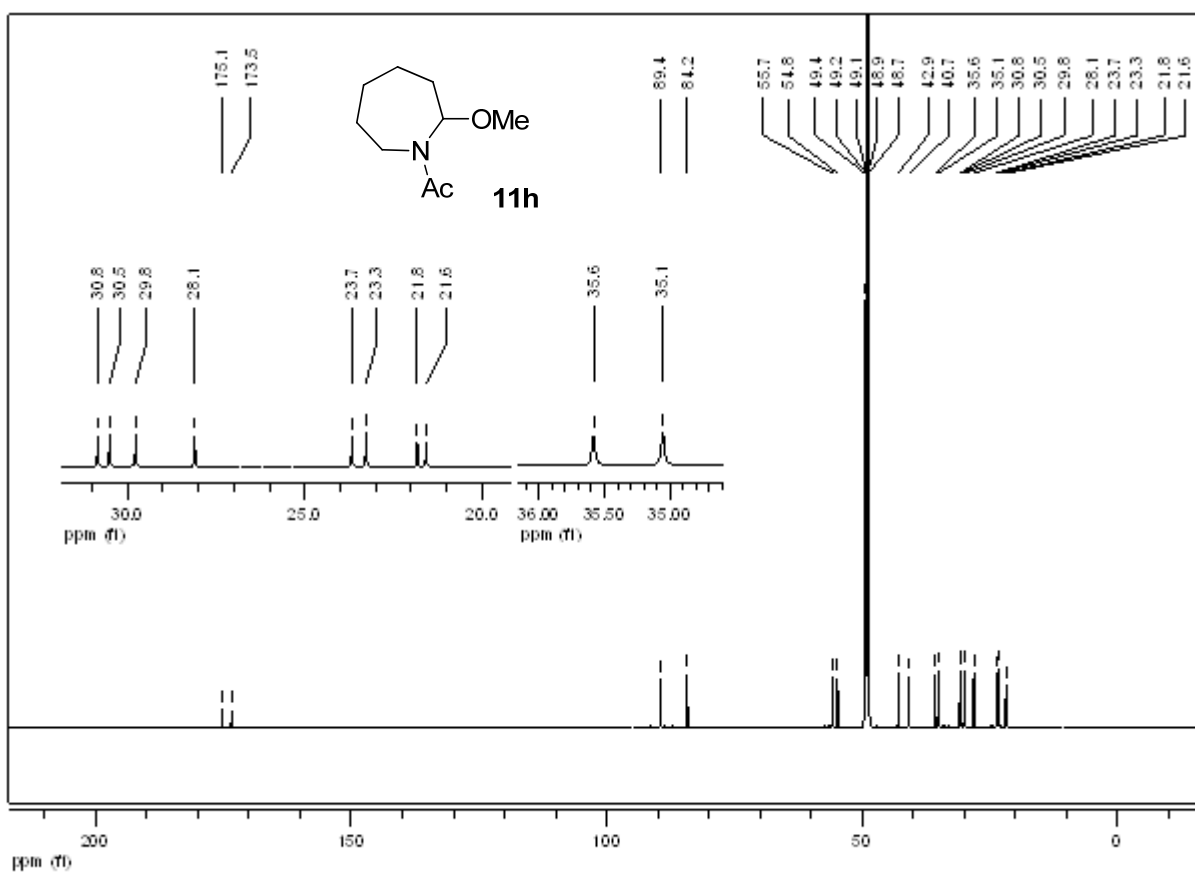
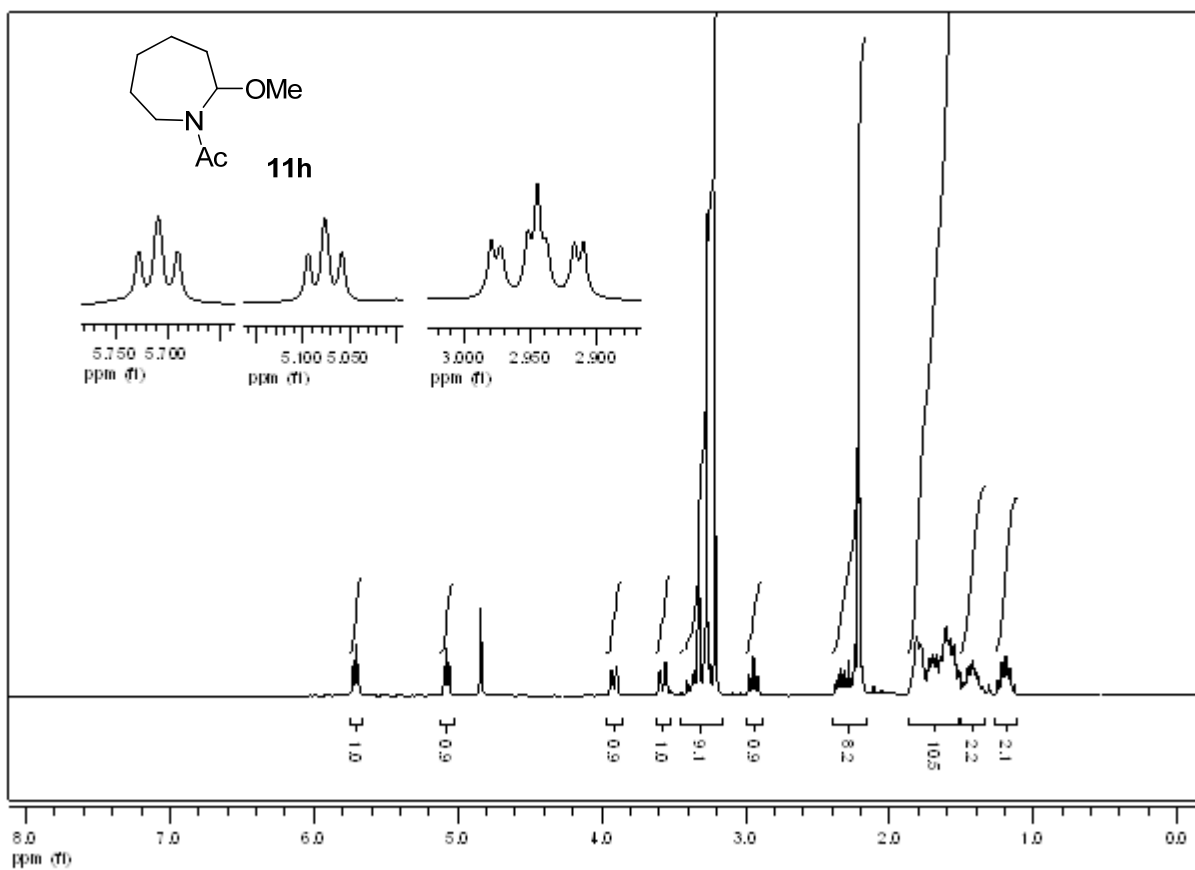






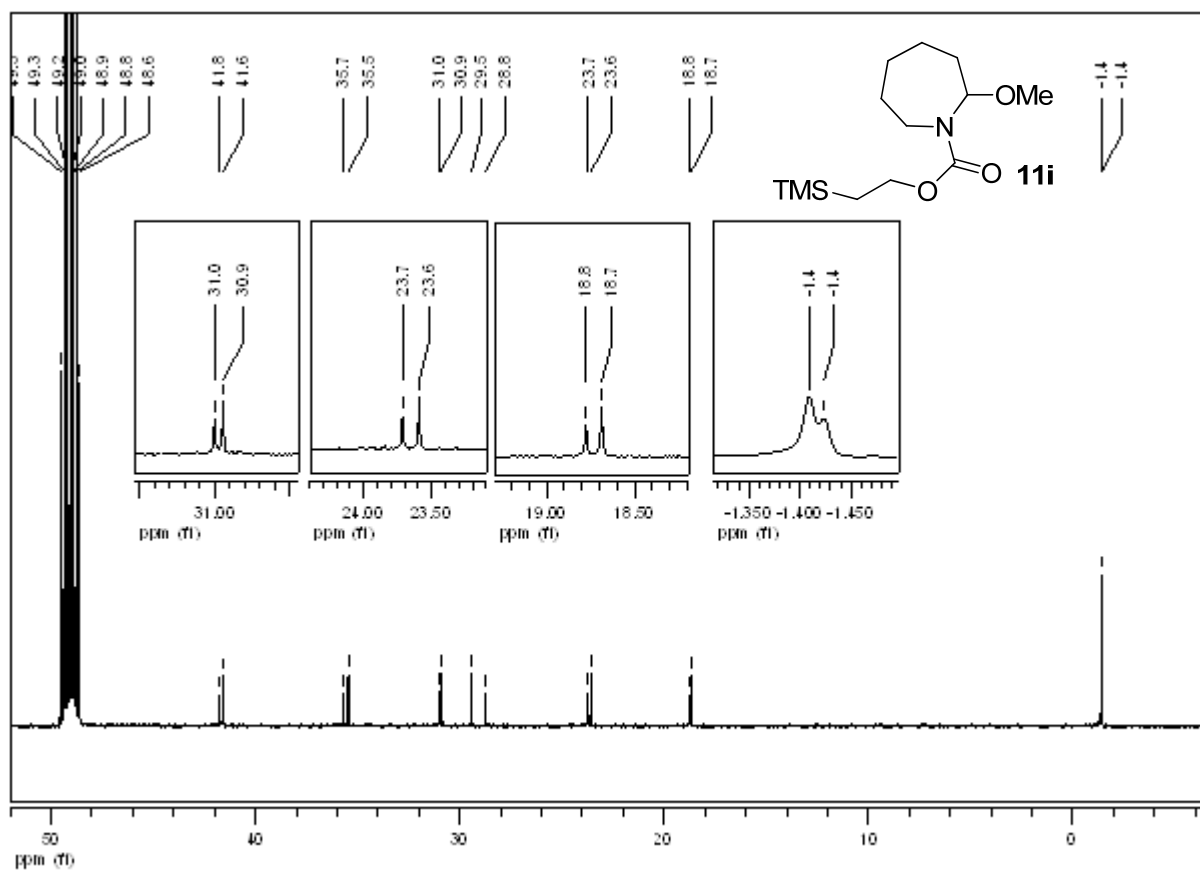




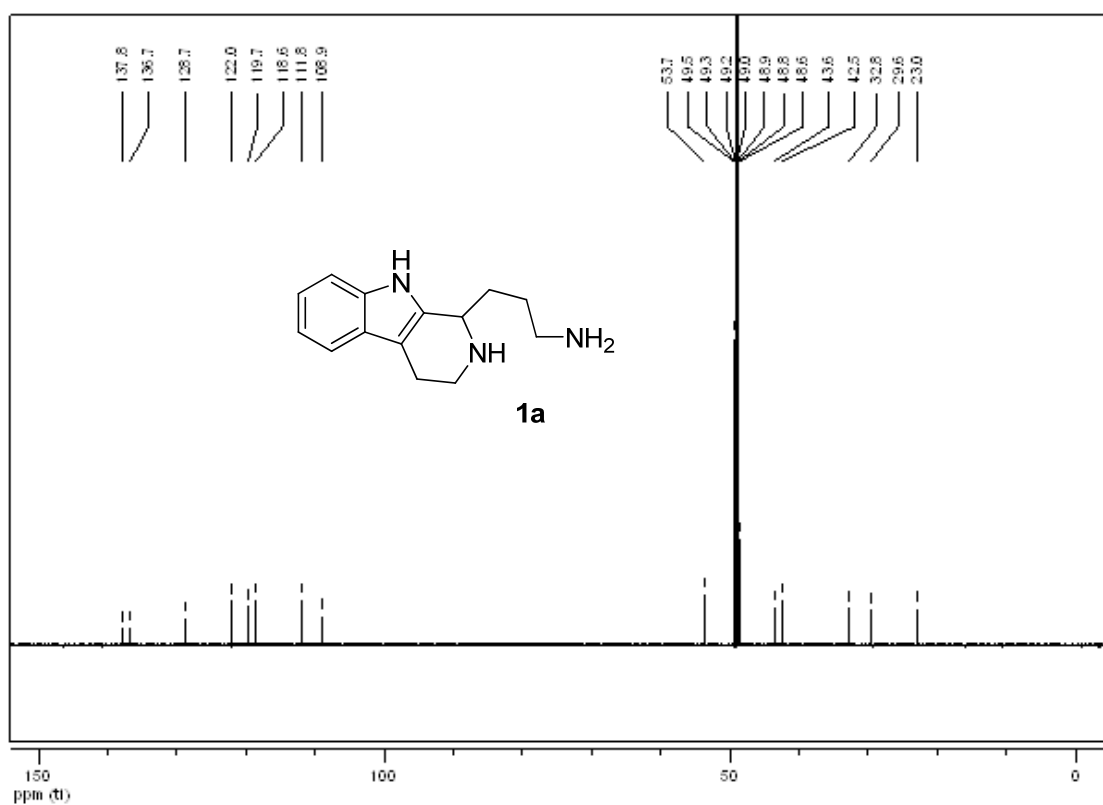
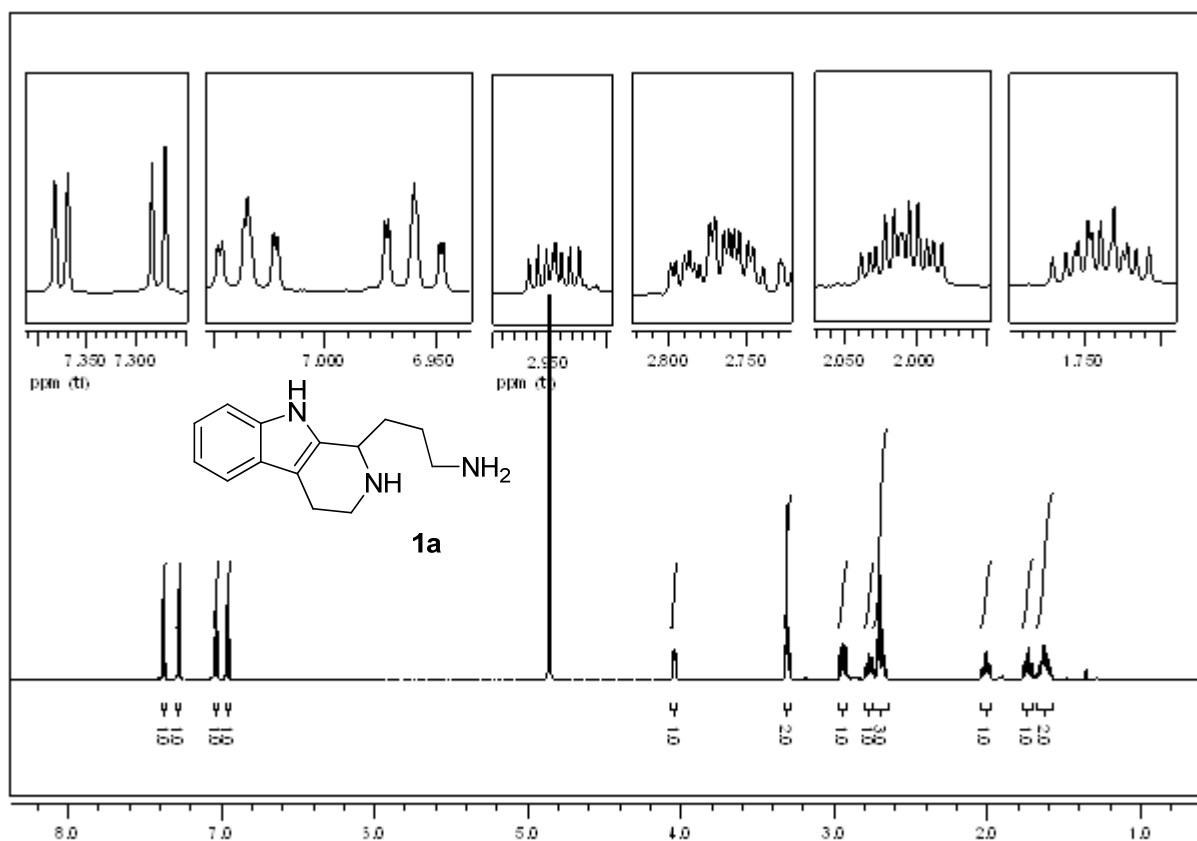


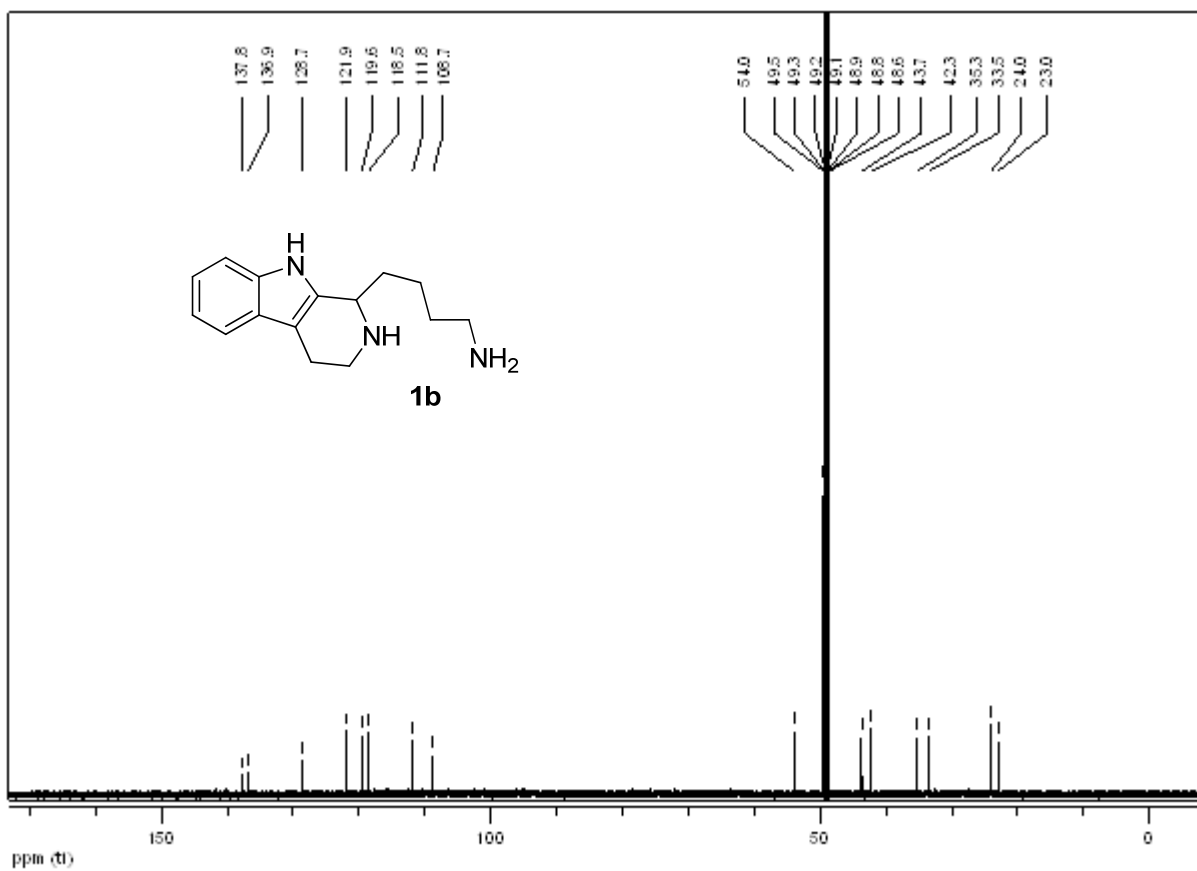
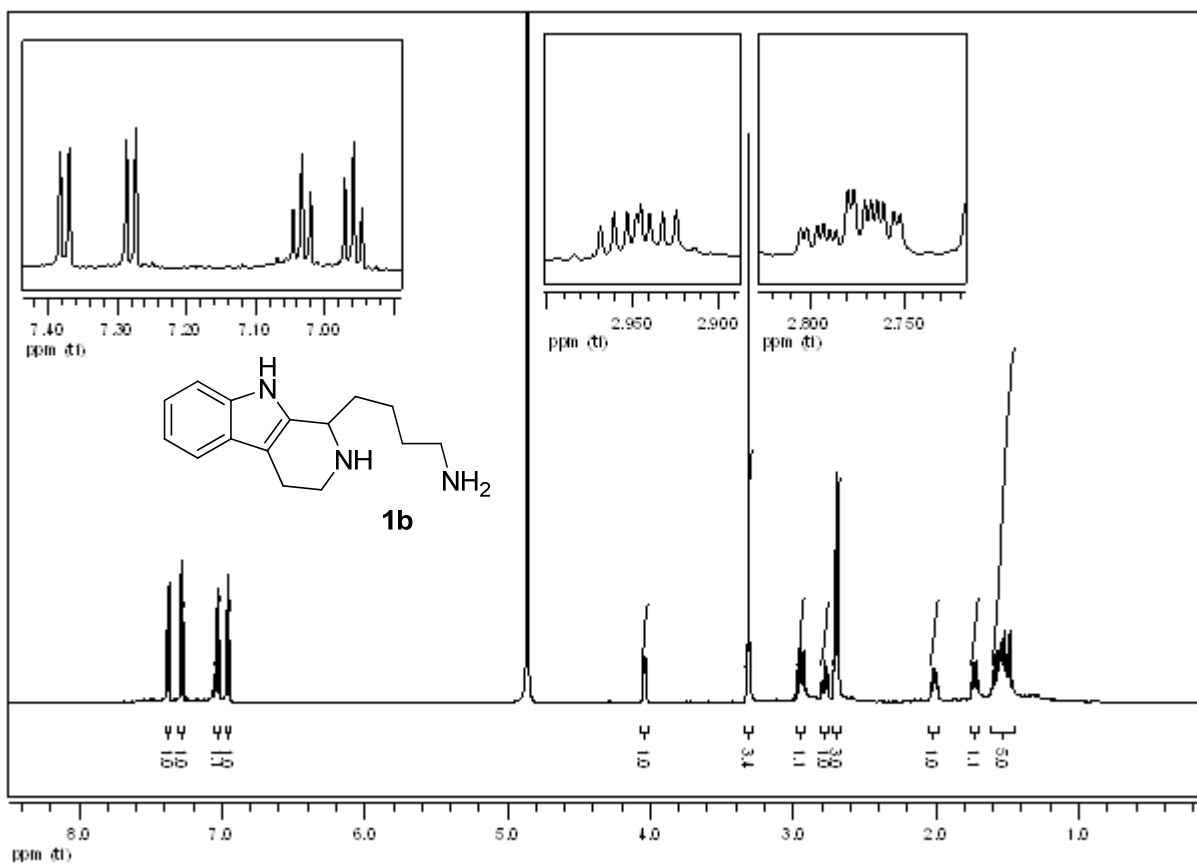


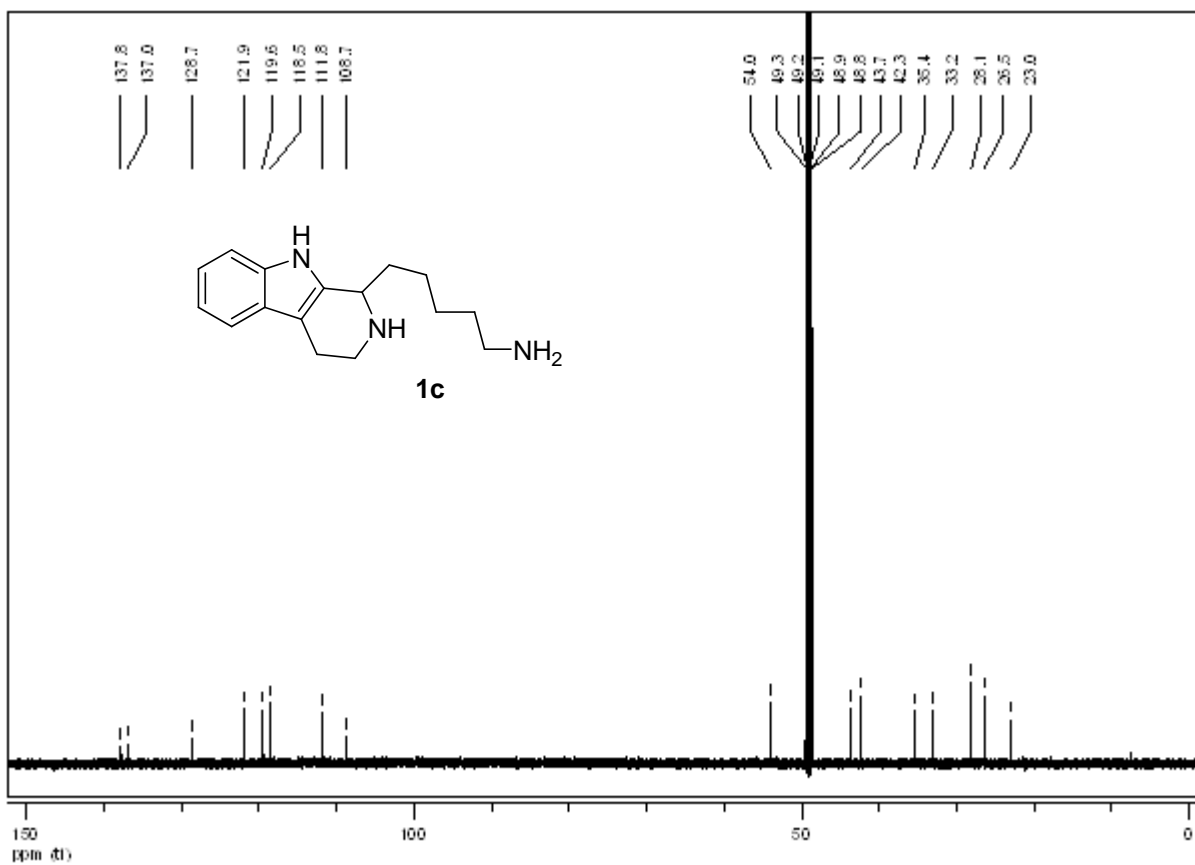
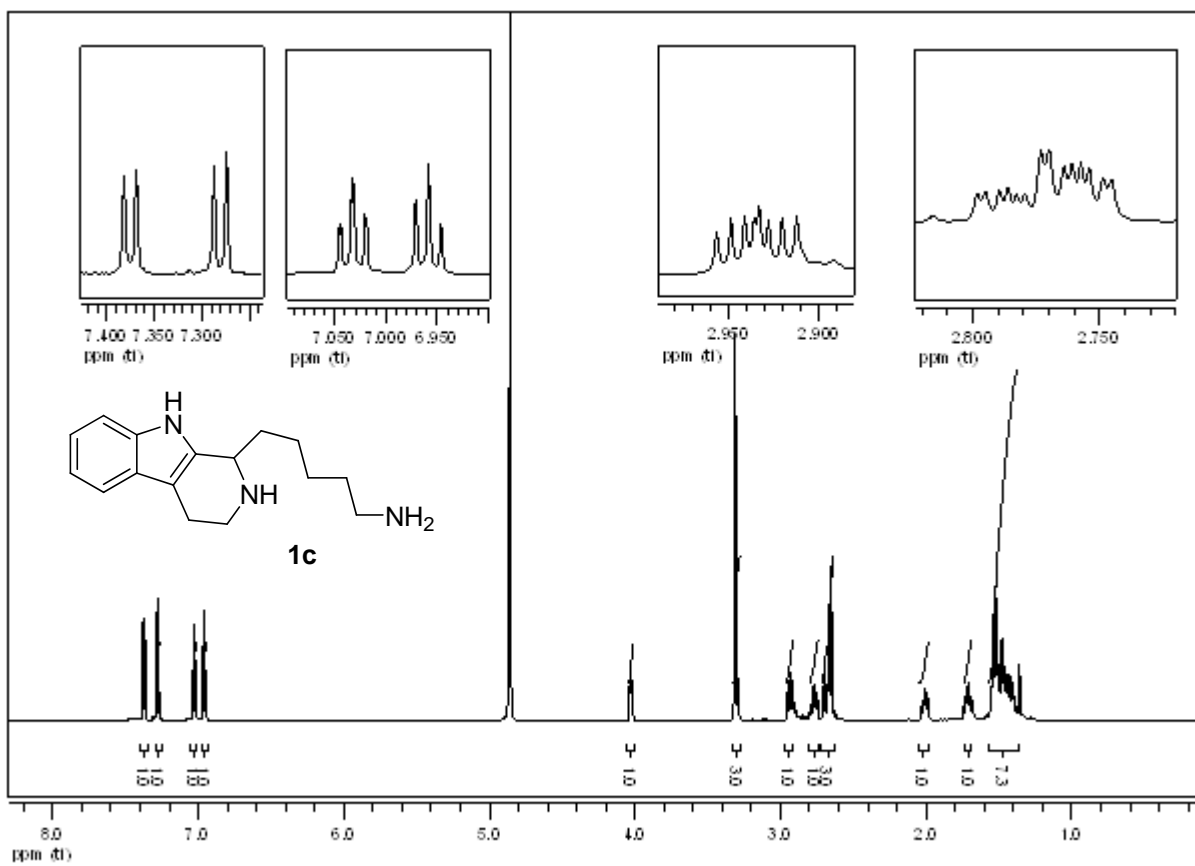


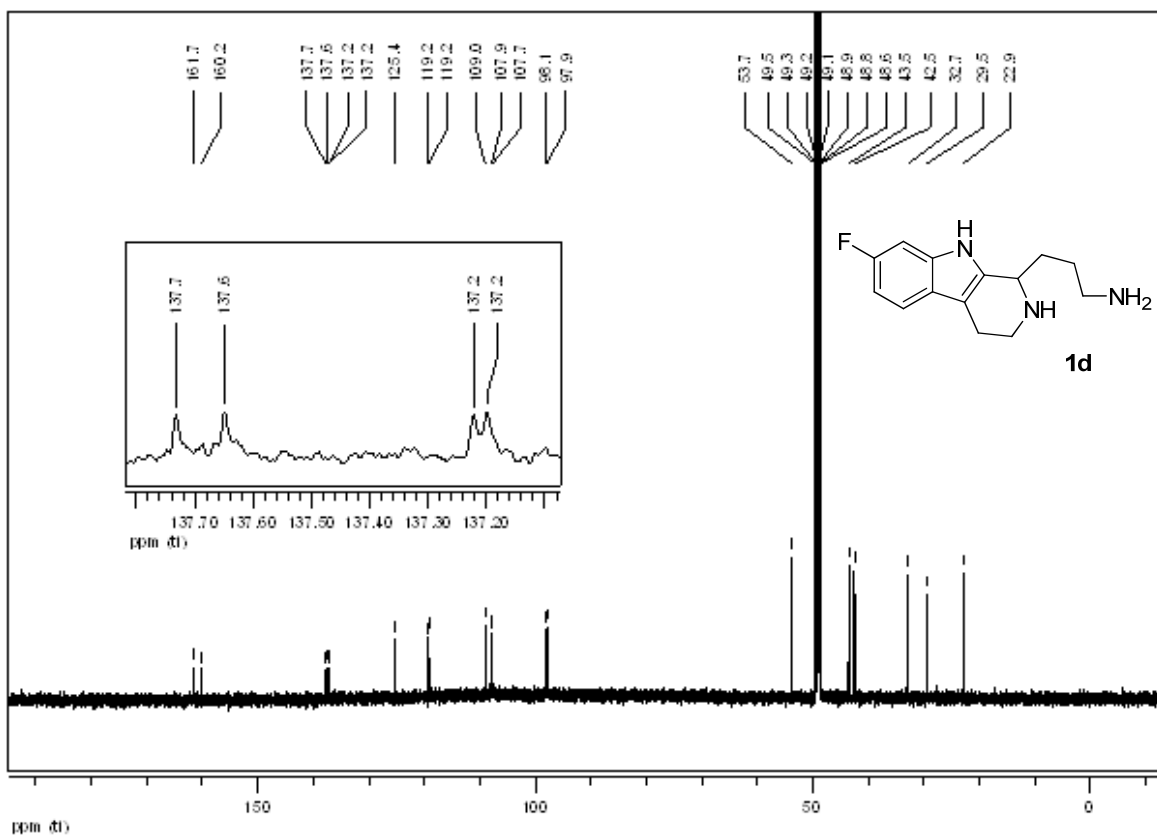
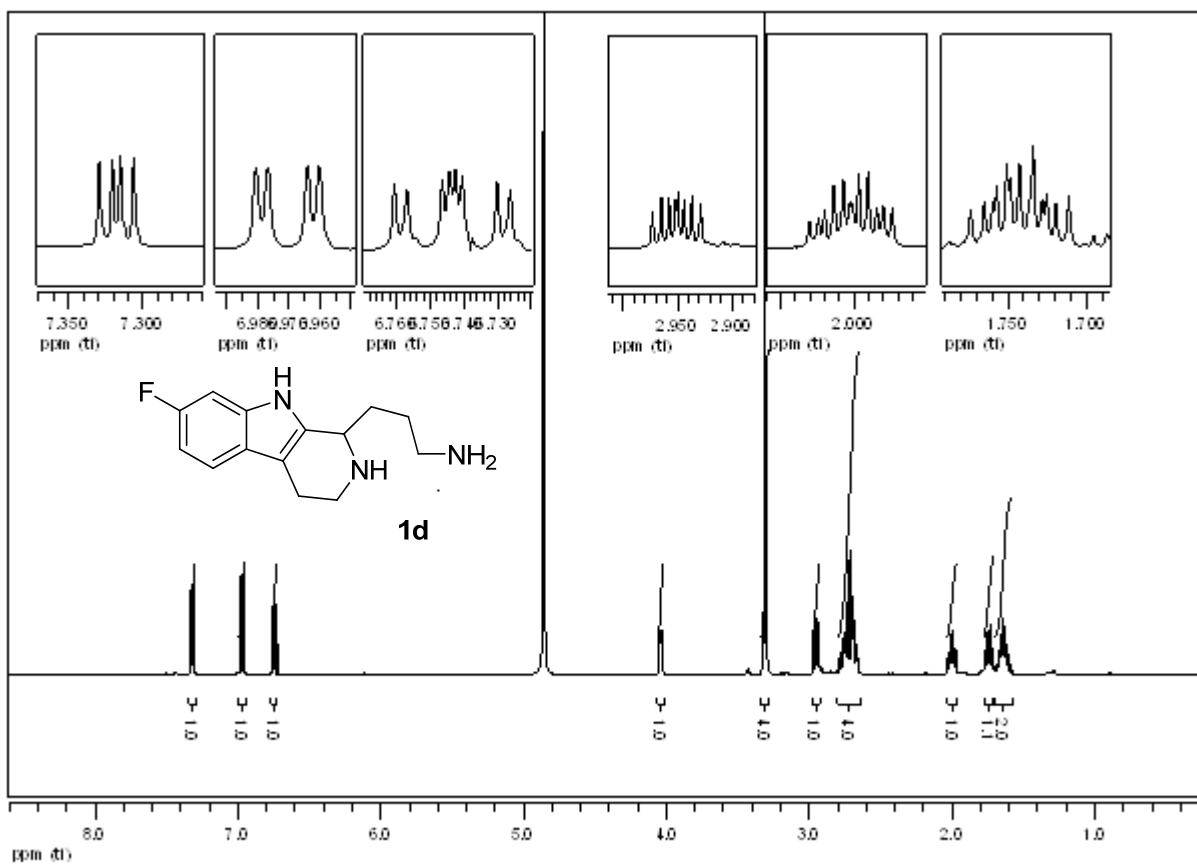


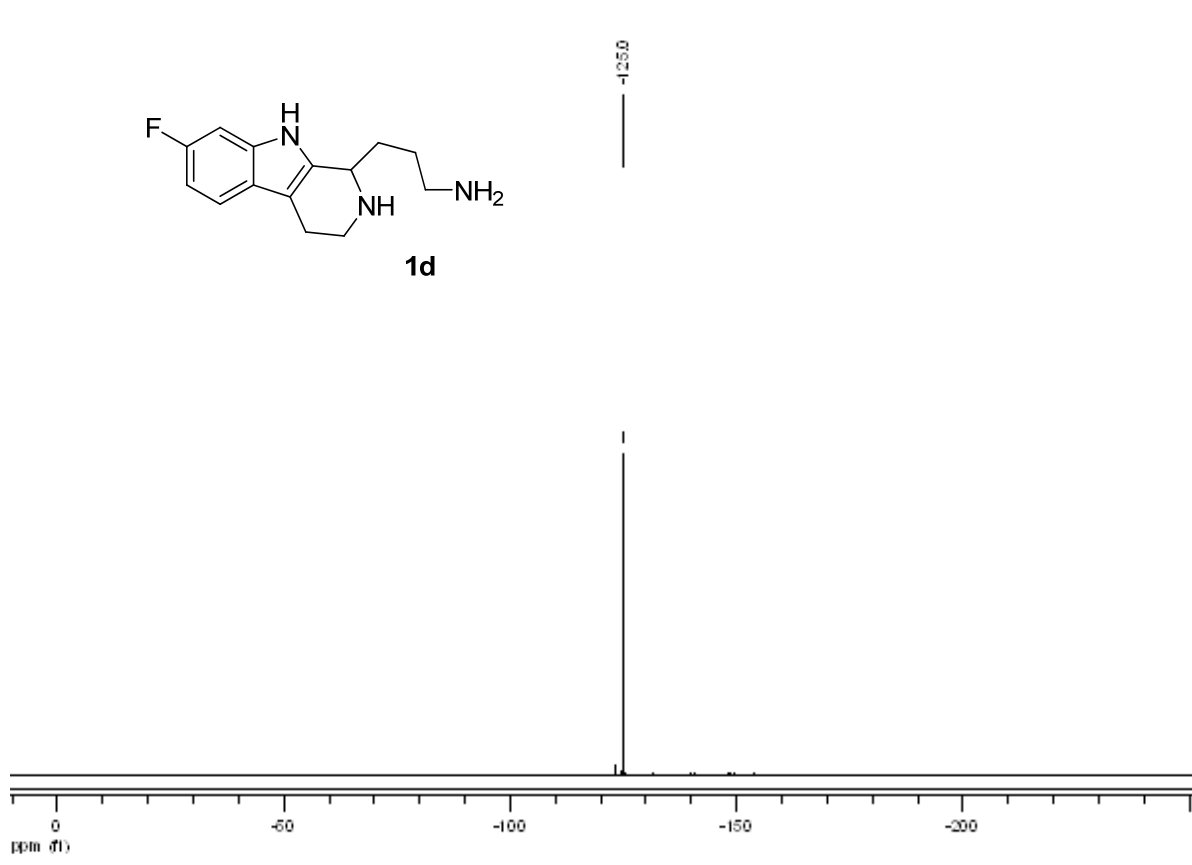
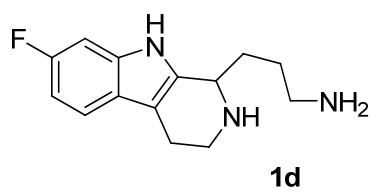
Copies of  $^1\text{H}$ -NMR,  $^{13}\text{C}$ -NMR and  $^{19}\text{F}$ -NMR for compounds 1a – 1g.

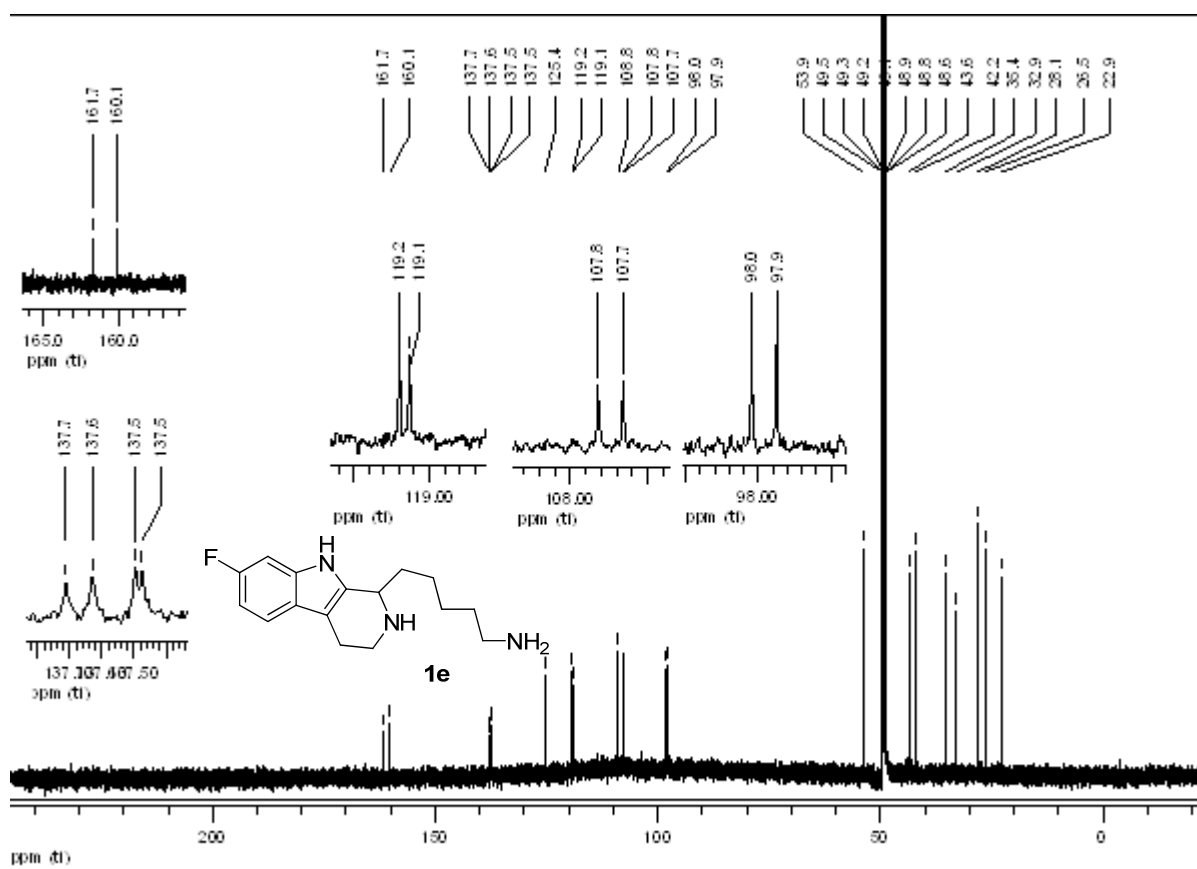
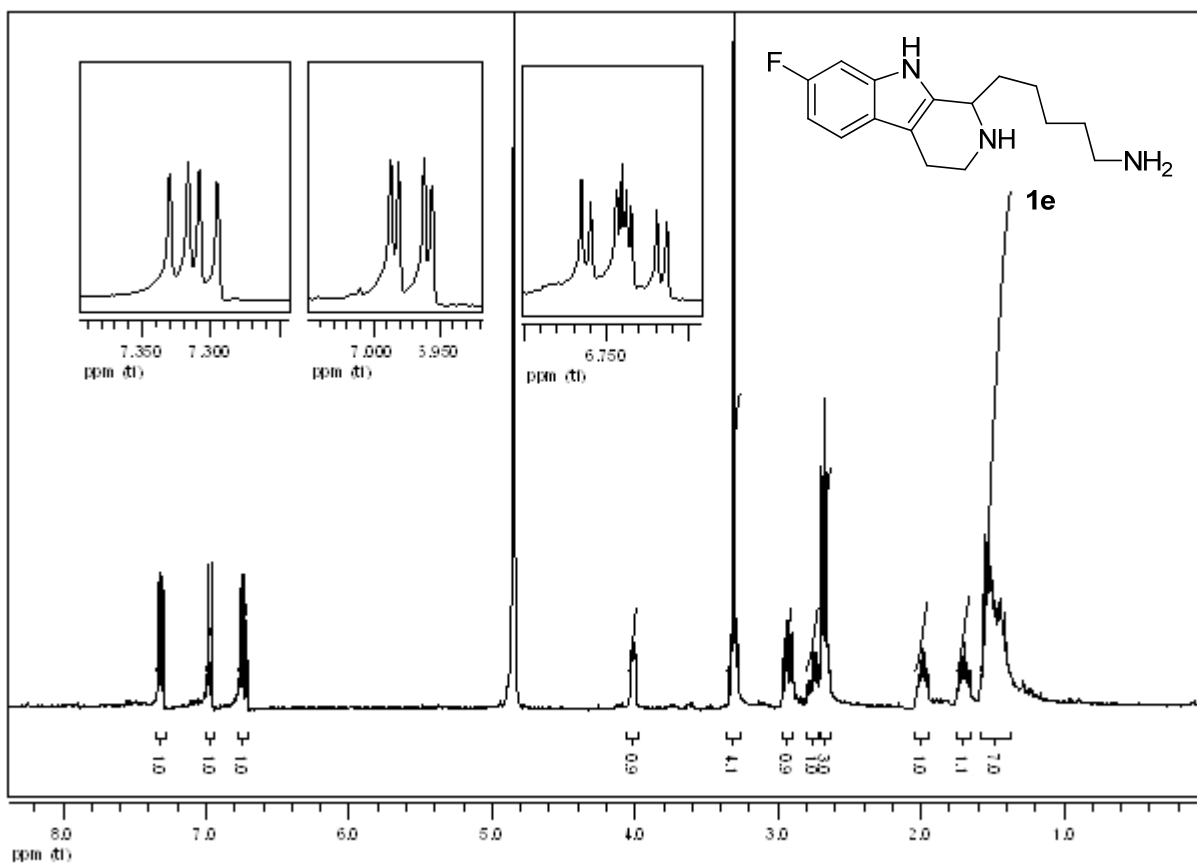




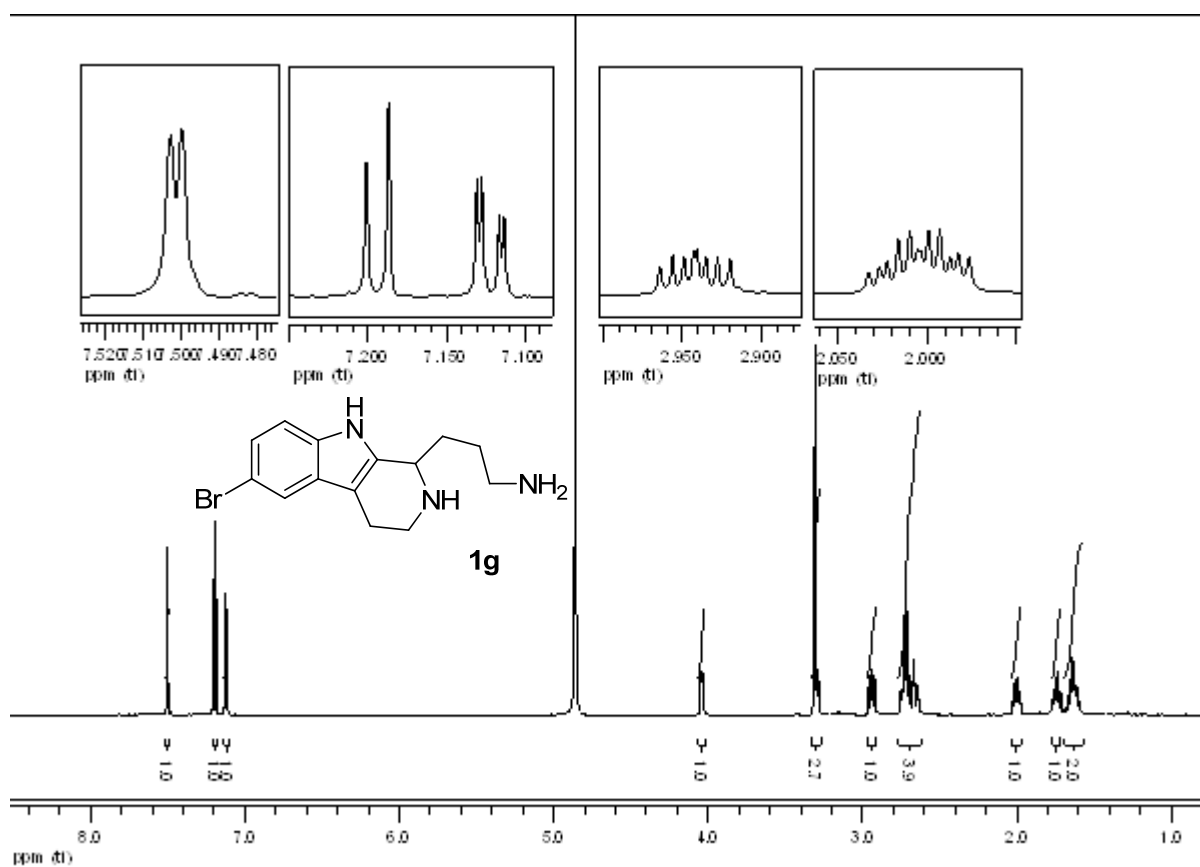
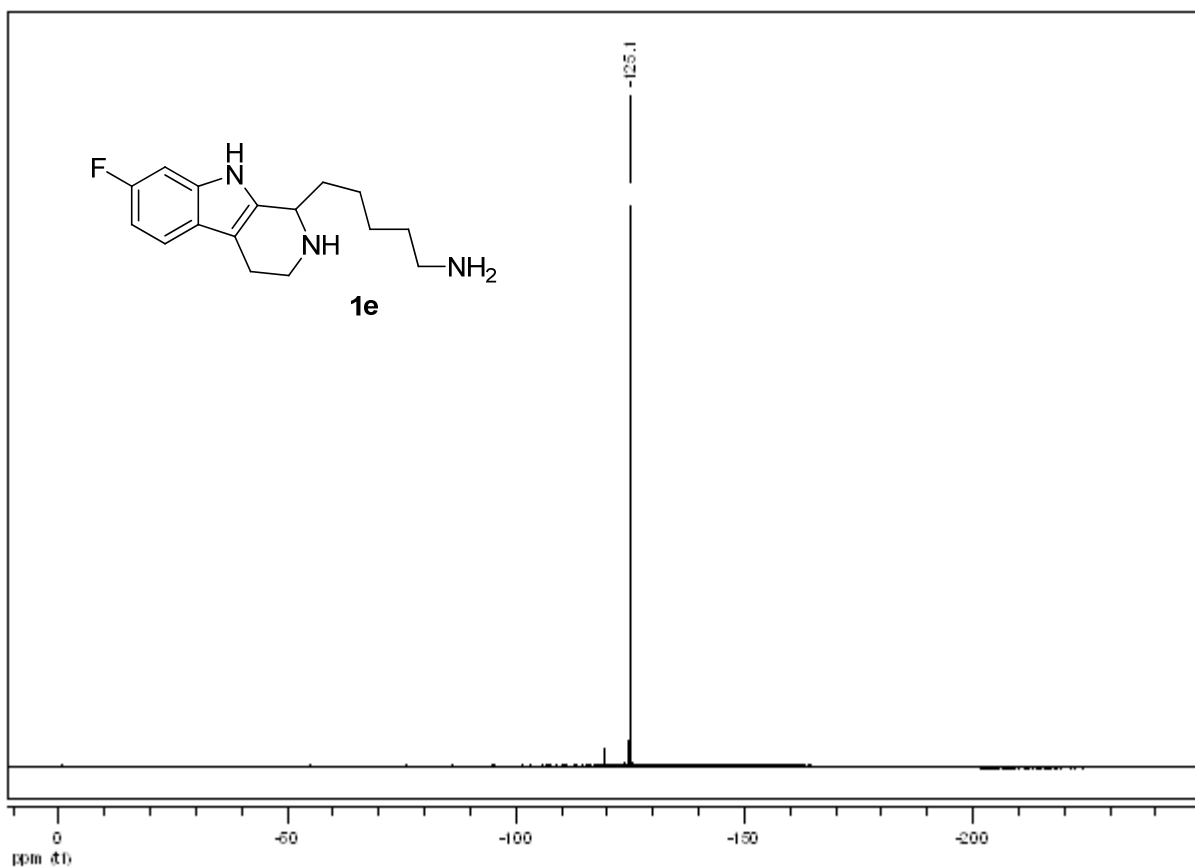


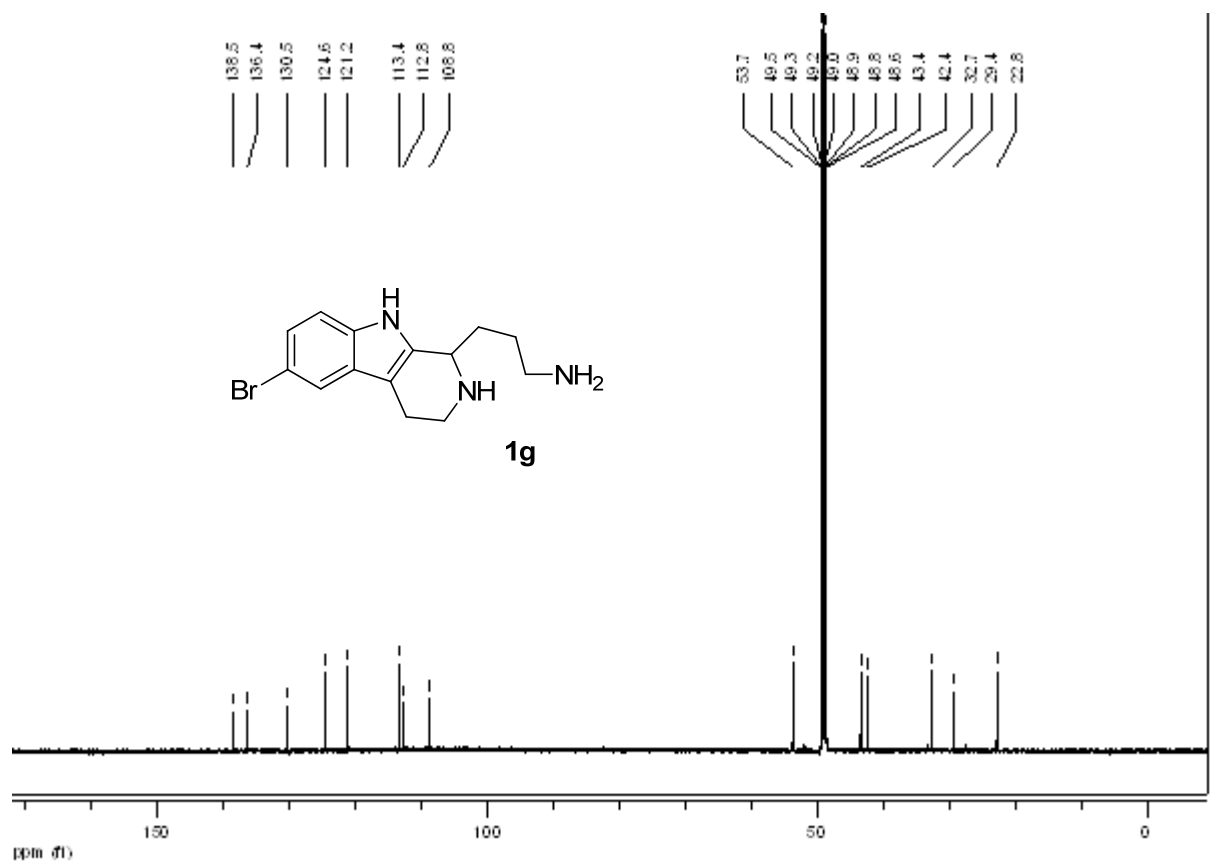


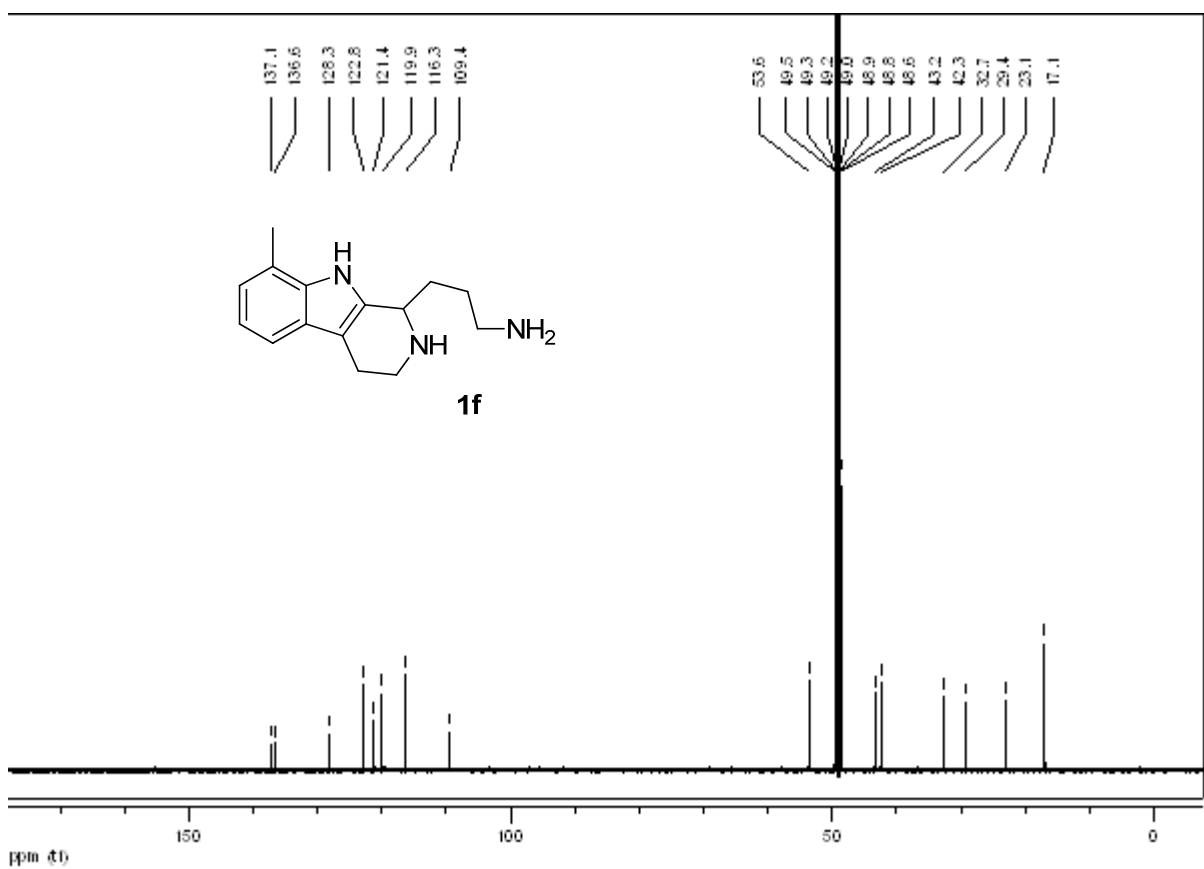
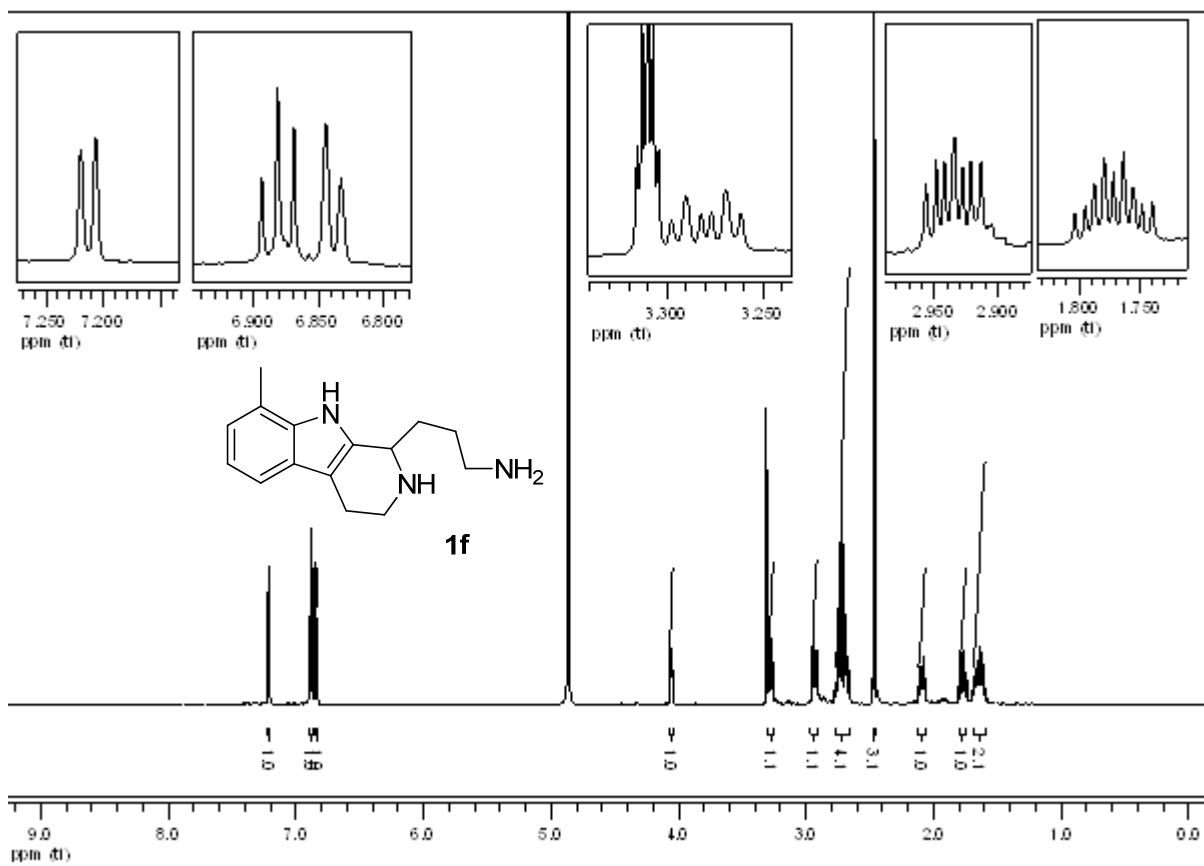












## Computational data.

Geometries of all structures (minima and saddle points) were optimized at the  $\omega$ B97xd/cc-PVDZ levels using the SMD solvation model; subsequent vibrational frequency calculations were performed at the same level for all calculated structures. All transition states thus found possess exactly one negative Hessian eigenvalue, while all other stationary points were confirmed to be genuine minima on the potential energy surface (PES). Intrinsic reaction coordinate (IRC) analysis was performed to unambiguously assign located transition states for all the potential reaction pathways. Electronic energies were obtained by performing single point calculations at the  $\omega$ B97xd/cc-pVTZ level (unless stated otherwise) in solvent. Enthalpies are reported as sums of  $\Delta E$ , zero point vibrational energy (ZPVE) corrections, and thermal corrections at 298 K; Gibbs energies were obtained as  $\Delta G = \Delta H - T\Delta S$  at 298 K. Corrections for enthalpies and entropies were obtained from frequency analysis.

The Boc group deprotection step was found to be very quick, as it completes within 5 minutes at 50 °C in either water or methanol as a solvent. Consequently, a protonated  $\alpha$ -methoxyamine **13**, a cyclic imine **16** and a linear aminoaldehyde **17** could potentially be formed from the carbamate **11** under acidic conditions, and stay in equilibrium. All of these intermediates might lead, through three different reaction pathways, to the final product **1** (Scheme 1).

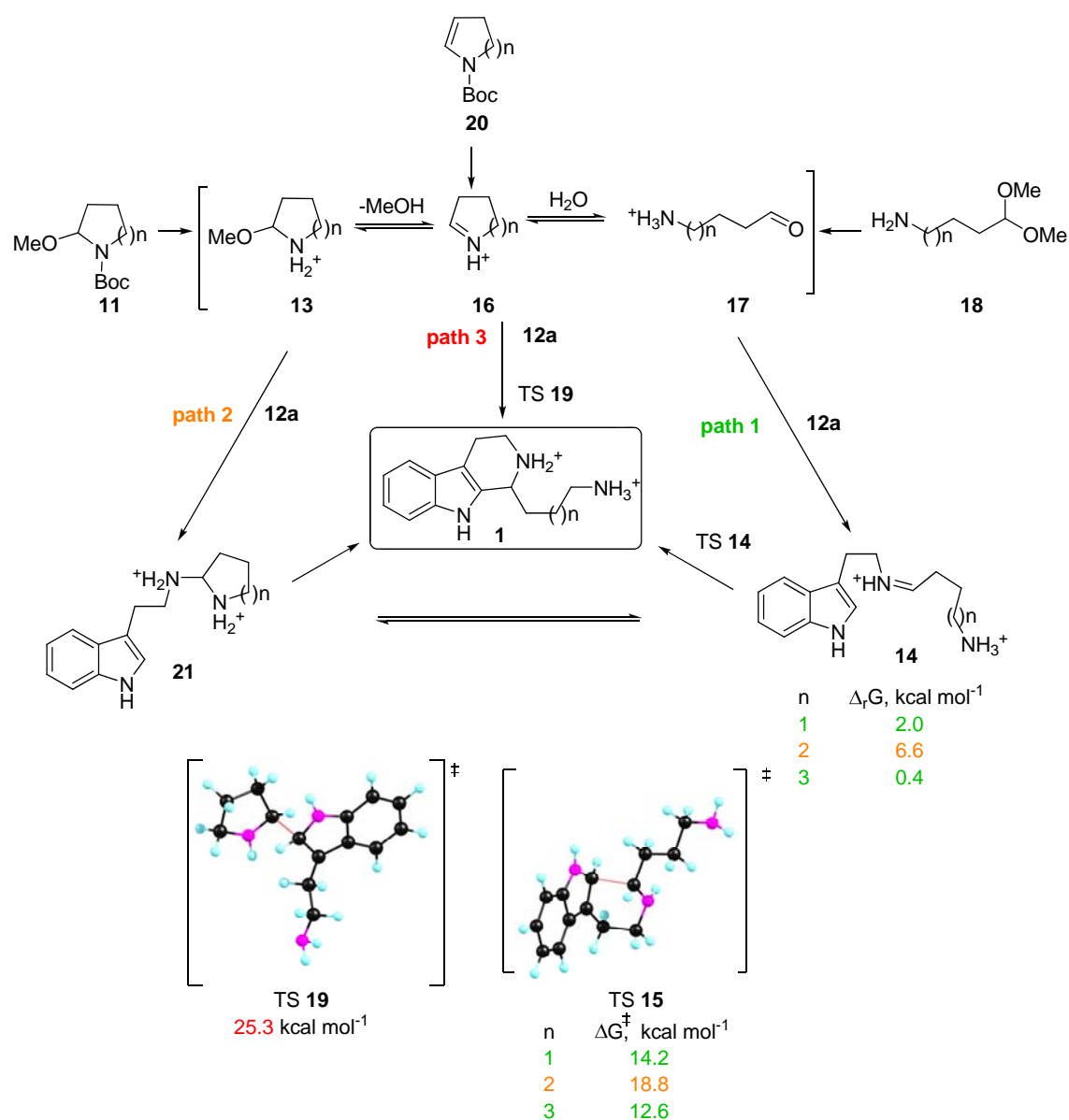
The formation of the iminium **14** (Path 1; Scheme 1) was considered and, to check that, the acetal **18**, which is the closest analogue of **17**, was reacted with the tryptamine **12a** under the optimised conditions (Entry 6, Table 3). The compounds **18** and **11a** exhibited very similar reactivity (93% conversion; compare with 90% for **11a**, Entry 6, Table 3), what is consistent with the iminium **14** as a plausible reactive intermediate. Moreover, the 6-*endo-trig* cyclization step towards **1** was characterized as a feasible elementary reaction with a single transition state **TS 15**, which is relatively low in energy ( $\Delta G^\ddagger = 14.2 - 18.8$  kcal mol<sup>-1</sup> for **TS 15a - c**, Scheme 1).

Alternatively, the C-C bond formation between the iminium **16** and tryptamine **12a** could happen first in an intermolecular reaction (Path 2; Scheme 1). Although the corresponding transition state **TS19** was located, its energy was found to be significantly higher than of **TS15** (25.3 vs 14.2 kcal mol<sup>-1</sup>). Also, the *N*-Boc protected enamine **20**, a close analogue of **16**, appeared to be less reactive than *N*-Boc-2-methoxypyrrolidine **11a**. In particular, a lower conversion into the product **1a** (76% vs 90%) was observed when the enamine **20a** was used instead of **11a** under the same reaction conditions (compare with the entry 6, Table 3).

At last, an intermediate **21** might be formed directly from  $\alpha$ -methoxyamine **13** and tryptamine **12a**, but no evidence was found in support of its participation (Path 2; Scheme 1). In particular, no transition state could be found for the intramolecular cyclization, transforming the intermediate **21** into the product **1** in a single elementary reaction. On the other hand, cyclic **21** and linear **14** intermediates can be in equilibrium producing the product **1** through the transition state **TS15** (Scheme 1).

Based on this information, we can propose that the reaction pathway 1 is the most likely to be operational.

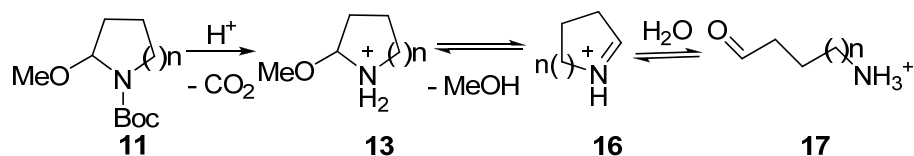
**Scheme 1. Pictet-Spengler reaction of *N*-Boc protected cyclic  $\alpha$ -methoxyamines with tryptamines.<sup>a</sup>**



<sup>a</sup>Computed (at  $\omega$ B97XD/PVTZ//  $\omega$ B97XD/PVDZ level using SMD solvation (water as a solvent) model during geometry optimization) reaction Gibbs free energies are listed; Energy of **13** is set as a reference for every entry.

Importantly, different reactivities of the *N*-Boc protected homologues **11** could be explained and used as a confirmation of our mechanistic hypothesis. It was found that the formation of the cyclic iminium **16** and the subsequent ring opening reaction towards the linear aminoaldehyde **17** is thermodynamically disfavored for *N*-Boc-2-methoxypiperidine **11b**, with respect either to *N*-Boc-2-methoxypyrrolidine **11a** and *N*-Boc-2-methoxyazapane **11c** (compare entries 1, 2 and 3, Table 5). The higher thermodynamic stability of the **13b** towards ring opening, compared to its analogues **13a** and **13c**, translates into the higher energy of the corresponding linear intermediate **14b** (compare Gibbs free energies for  $n = 1 - 3$ , **9**; Scheme 1) as well as the transition state **TS 15b** (compare Gibbs free energies for  $n = 1 - 3$ , **TS 15**; Scheme 1). This is in agreement with the lower reactivity of **11b**, which requires longer reaction time and higher temperature to form the corresponding product **1b** (compare entry 12 with entries 6 and 13; Table 3), and, therefore, is in support to the proposed mechanism.

**Table 5. Possible equilibria involving cyclic  $\alpha$ -methoxyamines in aqueous media.<sup>a</sup>**



n	2	$\Delta_r G$ ( <b>16</b> ), kcal mol <sup>-1</sup>	$\Delta_r G$ ( <b>17</b> ), kcal mol <sup>-1</sup>
1	<b>11a</b>	-3.5	2.9
2	<b>11b</b>	-2.7	6.4
3	<b>11c</b>	-0.7	0.0

<sup>a</sup>Computed (at  $\omega$ B97XD/PVTZ//  $\omega$ B97XD/PVDZ level using SMD solvation (water as a solvent) model during geometry optimisation) reaction Gibbs free energies are listed;<sup>11</sup> Energy of **13** is set as a reference for every entry.

Cartesian coordinates and electronic energies [ $\omega$ B97xd/cc-pVTZ SCRF = (smd, solvent = water); Hartree] of the computed systems.

**3a**

0 1

C	-1.501080000	0.854187000	-0.008462000
C	-0.647924000	-0.279334000	0.008422000
C	-1.218575000	-1.565444000	0.016800000
C	-2.601092000	-1.687434000	0.007444000
C	-3.432003000	-0.545314000	-0.010613000
C	-2.897521000	0.735667000	-0.018897000
C	0.618992000	1.575749000	0.001793000
C	0.711008000	0.205857000	0.013623000
H	-0.581123000	-2.452691000	0.030508000
H	-3.058322000	-2.678764000	0.014493000
H	-4.516346000	-0.673304000	-0.018197000
H	-3.537131000	1.620270000	-0.032584000
H	1.403456000	2.328027000	0.000355000
N	-0.702180000	1.968506000	-0.012028000
H	-1.025507000	2.926384000	-0.024232000
C	1.948241000	-0.642262000	0.027736000
H	1.934353000	-1.312184000	0.905012000
H	1.942497000	-1.309230000	-0.853918000
C	3.246499000	0.151357000	0.035260000
H	3.246342000	0.852236000	-0.822170000
H	3.287458000	0.772277000	0.944916000
N	4.398756000	-0.751532000	0.045060000
H	4.423410000	-1.229505000	-0.858978000
H	5.245611000	-0.180510000	0.044938000

E(R $\omega$ B97XD) = -497.812263017

**5a**

1 1

C	-1.646823000	0.907901000	-0.370325000
C	0.360496000	-0.298016000	0.370654000
C	-0.750721000	-1.264604000	-0.023367000
C	-2.048609000	-0.472511000	0.120709000
H	-2.298727000	1.728998000	-0.055993000
H	-1.521603000	0.930227000	-1.459613000
H	0.661008000	-0.381135000	1.424825000
H	-0.587518000	-1.543666000	-1.074905000
H	-0.716373000	-2.171179000	0.591734000
H	-2.871846000	-0.888027000	-0.472220000
H	-2.366650000	-0.421491000	1.173253000
N	-0.291656000	1.093074000	0.236343000
O	1.442597000	-0.402686000	-0.482791000
C	2.647799000	0.159249000	0.033242000
H	3.417965000	0.004276000	-0.731501000
H	2.540748000	1.240403000	0.221791000
H	2.943990000	-0.347018000	0.966210000
H	-0.379593000	1.517957000	1.165534000
H	0.306564000	1.708506000	-0.326669000

 $E(R_{\omega B97XD}) = -327.606600387$ **5b**

1 1

C	1.341579000	1.358091000	0.226954000
---	-------------	-------------	-------------



C	2.285526000	0.230923000	-0.149664000
C	1.747249000	-1.119929000	0.318049000
C	0.332966000	-1.357333000	-0.210870000
C	-0.606035000	-0.234154000	0.177745000
H	2.408491000	-1.929235000	-0.021404000
H	2.424200000	0.226020000	-1.243671000
H	3.264731000	0.441651000	0.302504000
H	1.230231000	1.451718000	1.315757000
H	1.654800000	2.325512000	-0.181320000
H	0.337215000	-1.436490000	-1.311058000
H	-0.090670000	-2.289183000	0.187709000
H	1.735556000	-1.149975000	1.420253000
N	-0.024983000	1.078034000	-0.313871000
H	-0.683300000	-0.124099000	1.271818000
O	-1.845976000	-0.420457000	-0.414252000
C	-2.933859000	0.189053000	0.277666000
H	-3.839530000	-0.054380000	-0.290479000
H	-3.022397000	-0.217193000	1.298337000
H	-2.829215000	1.285544000	0.328415000
H	0.004590000	1.040368000	-1.341480000
H	-0.656566000	1.847264000	-0.063550000

$E(R_{\omega B97XD}) = -366.930622985$

**5c**

1 1

C	-0.792614000	-0.239099000	0.040314000
C	0.909933000	1.700527000	0.090587000

C	0.073689000	-1.299593000	-0.621637000
C	2.129835000	0.833022000	-0.172831000
C	1.384197000	-1.636912000	0.097862000
C	2.175427000	-0.449039000	0.662865000
H	0.762375000	1.854430000	1.168091000
H	2.217786000	0.617446000	-1.250827000
H	0.266602000	-0.987014000	-1.660677000
H	2.011029000	-2.189321000	-0.618886000
H	1.013705000	2.681846000	-0.387655000
H	-0.546814000	-2.203712000	-0.682554000
H	2.992139000	1.464724000	0.088070000
H	1.171898000	-2.336172000	0.921497000
H	3.222941000	-0.761066000	0.787120000
H	1.811197000	-0.207278000	1.675750000
N	-0.372762000	1.140998000	-0.434676000
H	-1.121742000	1.800522000	-0.192027000
H	-0.691884000	-0.223756000	1.138142000
O	-2.116072000	-0.417838000	-0.351056000
C	-3.079554000	0.099405000	0.562342000
H	-4.064218000	-0.102041000	0.124517000
H	-2.997970000	-0.403545000	1.539469000
H	-2.973846000	1.188102000	0.706265000
H	-0.340758000	1.112684000	-1.462130000

$E(R_{\omega B97XD}) = -406.236503126$

**6a**

11

C	-0.017719000	1.218553000	0.038912000
C	0.841981000	-0.922089000	-0.094425000
C	-0.672163000	-1.054313000	0.118753000
C	-1.222987000	0.370634000	-0.087098000
H	0.017883000	2.307088000	0.098752000
H	1.173490000	-1.216167000	-1.099326000
H	1.449980000	-1.452182000	0.646480000
H	-1.114282000	-1.776679000	-0.575755000
H	-0.878062000	-1.387537000	1.144180000
H	-1.635232000	0.541983000	-1.096672000
H	-1.995649000	0.676621000	0.630397000
N	1.059724000	0.526369000	0.043989000
H	1.989130000	0.945589000	0.087172000

$E(R_{\omega B97XD}) = -211.848815417$

## 6b

1 1

C	1.378937000	-0.452688000	-0.146830000
C	0.255600000	-1.350526000	0.339222000
C	-1.071104000	-0.932790000	-0.290026000
C	-1.388825000	0.514911000	0.074344000
C	-0.205463000	1.396938000	0.064694000
H	0.506906000	-2.388601000	0.083903000
H	1.626297000	-0.639970000	-1.201701000
H	2.294962000	-0.576754000	0.441882000
H	-1.003807000	-1.028006000	-1.385341000
H	-1.886884000	-1.585388000	0.046651000

H	-2.139494000	0.971409000	-0.589240000
H	-1.809253000	0.608340000	1.093042000
H	-0.328810000	2.478211000	0.162569000
H	0.186167000	-1.285398000	1.437243000
N	0.997741000	0.963340000	-0.041512000
H	1.754863000	1.647711000	-0.046850000

$E(R_{\omega B97XD}) = -251.171581921$

**6c**

1 1

C	-0.216876000	1.551499000	-0.138802000
C	-1.593921000	-0.527537000	0.106646000
C	1.032926000	1.088570000	0.513897000
C	-0.403083000	-1.408441000	0.465010000
C	1.713280000	-0.111863000	-0.171426000
C	0.765089000	-1.271311000	-0.513384000
H	-2.113151000	-0.940399000	-0.769093000
H	-0.074021000	-1.223192000	1.498274000
H	0.773127000	0.832500000	1.553638000
H	2.494124000	-0.455131000	0.522990000
H	-0.276557000	2.567980000	-0.536898000
H	-2.327208000	-0.479075000	0.923882000
H	1.724618000	1.937904000	0.554784000
H	-0.793461000	-2.436219000	0.447936000
H	2.225398000	0.232344000	-1.081585000
H	1.345891000	-2.204634000	-0.532422000
H	0.361654000	-1.142633000	-1.531786000

N -1.292969000 0.863503000 -0.270889000

H -2.074123000 1.340541000 -0.725142000

E(RωB97XD) = -290.475711185

**7a**

1 1

C 1.656614000 0.530514000 0.034450000

H 1.759198000 1.073801000 0.981618000

H 1.661140000 1.255041000 -0.788795000

C 0.408750000 -0.330732000 0.017647000

H 0.370838000 -0.904113000 -0.922728000

H 0.453161000 -1.055947000 0.846714000

C -0.844650000 0.534401000 0.150133000

H -0.946591000 1.244565000 -0.683209000

H -0.788455000 1.115472000 1.089322000

N 2.876873000 -0.307687000 -0.119303000

H 3.729868000 0.260912000 -0.079053000

H 2.938002000 -1.015608000 0.621803000

C -2.093090000 -0.288710000 0.253949000

O -3.114262000 -0.068841000 -0.365725000

H -2.043005000 -1.137698000 0.976285000

H 2.876080000 -0.804726000 -1.018104000

E(RωB97XD) = -288.304014009

**7b**

1 1

C 1.065084000 -0.368741000 0.054777000

H	1.075237000	-1.124323000	-0.748289000
H	1.156674000	-0.908612000	1.012260000
C	-0.250198000	0.402702000	0.023881000
H	-0.261382000	1.143380000	0.840883000
H	-0.326126000	0.967547000	-0.920011000
C	-1.457099000	-0.527682000	0.160389000
H	-1.369032000	-1.096211000	1.104928000
H	-1.517035000	-1.249672000	-0.667334000
C	-2.747766000	0.225767000	0.253886000
O	-3.745569000	-0.026959000	-0.392618000
H	-2.754058000	1.062435000	0.992759000
C	2.254799000	0.557086000	-0.113772000
H	2.294213000	1.316327000	0.676882000
H	2.244413000	1.062416000	-1.087079000
N	3.528365000	-0.210371000	-0.039449000
H	4.344232000	0.396481000	-0.172781000
H	3.627471000	-0.675790000	0.870330000
H	3.562475000	-0.940504000	-0.760424000

$E(R_{\omega B97XD}) = -327.620672864$

**7c**

1 1

C	-0.409425000	0.504211000	0.039322000
H	-0.382341000	1.152423000	-0.853403000
H	-0.451924000	1.177005000	0.913344000
C	0.869707000	-0.324560000	0.105871000
H	0.864284000	-0.934450000	1.025642000

H	0.900305000	-1.030528000	-0.741107000
C	2.124956000	0.551669000	0.081809000
H	2.080411000	1.270796000	0.920513000
H	2.207185000	1.122077000	-0.855438000
C	3.374971000	-0.247423000	0.279393000
O	4.348715000	-0.203809000	-0.447315000
H	3.372691000	-0.917215000	1.172612000
C	-1.666754000	-0.359136000	-0.003468000
H	-1.684192000	-1.043866000	0.861231000
H	-1.659553000	-0.983215000	-0.913255000
C	-2.920208000	0.494162000	0.010005000
H	-2.941861000	1.199521000	-0.829864000
H	-3.014661000	1.060449000	0.944617000
N	-4.140883000	-0.351163000	-0.105549000
H	-4.996444000	0.212381000	-0.054654000
H	-4.155806000	-0.861230000	-0.996725000
H	-4.181112000	-1.049071000	0.646251000

E(R $\omega$ B97XD) = -366.936577944

## 9a

1 1

C	-3.994105000	0.308987000	-0.317692000
C	-2.808678000	-0.346803000	0.099902000
C	-2.864478000	-1.707476000	0.453808000
C	-4.082483000	-2.368135000	0.382426000
C	-5.251886000	-1.696539000	-0.037779000
C	-5.226068000	-0.354974000	-0.392115000

C	-2.321451000	1.797173000	-0.377035000
C	-1.746256000	0.626981000	0.053012000
H	-1.963021000	-2.232231000	0.777909000
H	-4.143032000	-3.424237000	0.652439000
H	-6.195355000	-2.243919000	-0.084173000
H	-6.128198000	0.166463000	-0.716541000
H	-1.876257000	2.774059000	-0.548816000
N	-3.667084000	1.611040000	-0.599723000
H	-4.307749000	2.322289000	-0.926150000
C	-0.313336000	0.362986000	0.403348000
H	-0.248291000	-0.050991000	1.423756000
H	0.106922000	-0.403647000	-0.269142000
C	0.552122000	1.612915000	0.316346000
H	0.589457000	2.010978000	-0.705280000
H	0.181626000	2.398157000	0.988269000
N	1.922954000	1.309911000	0.724626000
H	2.064251000	1.094128000	1.715622000
C	2.930171000	1.224325000	-0.062468000
H	2.746877000	1.434044000	-1.121895000
C	4.284315000	0.841533000	0.379636000
H	4.312352000	0.711225000	1.471118000
H	4.952281000	1.677111000	0.109336000
C	4.741221000	-0.431184000	-0.348816000
H	4.059487000	-1.261103000	-0.104780000
H	4.681751000	-0.269701000	-1.438488000
C	6.164041000	-0.815334000	0.029665000
H	6.217741000	-0.977669000	1.117972000



H	6.834269000	0.037372000	-0.195167000
N	6.547309000	-2.057077000	-0.641927000
H	6.604850000	-1.860845000	-1.644126000
H	7.509002000	-2.275323000	-0.376133000

E(RωB97XD) = -709.672020000

**9b**

1 1

C	-4.555631000	0.200561000	-0.350867000
C	-3.355852000	-0.413830000	0.088682000
C	-3.376765000	-1.768767000	0.467151000
C	-4.575348000	-2.464474000	0.398743000
C	-5.759618000	-1.833404000	-0.042086000
C	-5.768051000	-0.498600000	-0.421771000
C	-2.925470000	1.734444000	-0.421111000
C	-2.321208000	0.588835000	0.034643000
H	-2.464139000	-2.261892000	0.809060000
H	-4.608584000	-3.516397000	0.689112000
H	-6.687608000	-2.407084000	-0.083997000
H	-6.681440000	-0.008218000	-0.762652000
H	-2.506151000	2.720643000	-0.604620000
N	-4.262789000	1.506226000	-0.653264000
H	-4.920066000	2.193796000	-0.996732000
C	-0.885477000	0.377747000	0.410408000
H	-0.822261000	-0.000361000	1.444814000
H	-0.433084000	-0.396927000	-0.230950000
C	-0.062573000	1.652896000	0.292875000

H	-0.017616000	2.013066000	-0.742387000
H	-0.479612000	2.448692000	0.924025000
N	1.310405000	1.426752000	0.742648000
H	1.436670000	1.231685000	1.739992000
C	2.345704000	1.410511000	-0.012004000
H	2.180110000	1.601302000	-1.077987000
C	3.712915000	1.150300000	0.475960000
H	3.712290000	0.996978000	1.564659000
H	4.293083000	2.063257000	0.253772000
C	4.345807000	-0.039227000	-0.260473000
H	3.773019000	-0.951863000	-0.026830000
H	4.264019000	0.121079000	-1.348258000
C	5.808638000	-0.225663000	0.126445000
H	5.896591000	-0.357078000	1.218197000
H	6.368437000	0.692500000	-0.127319000
C	6.453706000	-1.412596000	-0.573506000
H	5.931967000	-2.336906000	-0.276055000
H	6.303062000	-1.307964000	-1.666368000
N	7.861672000	-1.536691000	-0.190161000
H	8.255263000	-2.334064000	-0.692633000
H	8.356357000	-0.730652000	-0.579940000

E(R<sub>ω</sub>B97XD) = -748.987693458

**9c**

1 1

C	-5.070972000	0.030867000	0.371523000
C	-3.839188000	-0.502166000	-0.085848000

C	-3.785532000	-1.842740000	-0.509071000
C	-4.944471000	-2.604720000	-0.467676000
C	-6.162054000	-2.054043000	-0.010056000
C	-6.243599000	-0.735400000	0.414633000
C	-3.527752000	1.649170000	0.492174000
C	-2.861638000	0.553973000	0.000626000
H	-2.847221000	-2.273631000	-0.865499000
H	-4.919837000	-3.646262000	-0.794159000
H	-7.057507000	-2.678621000	0.009573000
H	-7.182495000	-0.306645000	0.769255000
H	-3.163577000	2.650683000	0.707133000
N	-4.850149000	1.340307000	0.716078000
H	-5.544064000	1.981191000	1.077189000
C	-1.417713000	0.437176000	-0.384643000
H	-0.919928000	-0.329811000	0.231557000
H	-1.338430000	0.094233000	-1.430196000
C	-0.669029000	1.753886000	-0.233464000
H	-1.138962000	2.543172000	-0.835585000
H	-0.632698000	2.084548000	0.811796000
N	0.708908000	1.621944000	-0.703521000
H	0.831708000	1.412003000	-1.698435000
C	1.758010000	1.717658000	0.026174000
H	1.601667000	1.925562000	1.090136000
C	3.127909000	1.554532000	-0.495487000
H	3.640031000	2.517698000	-0.326052000
H	3.104361000	1.362165000	-1.577796000
C	3.879856000	0.443290000	0.252078000

H	3.888131000	0.667982000	1.331389000
H	3.337171000	-0.507914000	0.126094000
C	5.308972000	0.293295000	-0.260513000
H	5.839609000	1.254062000	-0.140381000
H	5.283838000	0.085041000	-1.344434000
C	6.081139000	-0.811419000	0.453302000
H	6.131685000	-0.598102000	1.535025000
H	5.535490000	-1.766744000	0.346658000
C	7.493231000	-0.987739000	-0.085423000
H	8.049501000	-0.044263000	0.041349000
H	7.437190000	-1.170393000	-1.177178000
N	8.204119000	-2.041273000	0.642474000
H	7.733987000	-2.926592000	0.438194000
H	9.127200000	-2.149938000	0.219177000

E(R $\omega$ B97XD) = -788.303397416

**10a**

1 1

C	1.831834000	-1.095191000	-0.593020000
C	2.240104000	0.180336000	-0.119260000
C	3.334001000	0.285683000	0.769757000
C	3.984862000	-0.868667000	1.147702000
C	3.565405000	-2.135100000	0.660115000
C	2.495627000	-2.273156000	-0.201687000
C	0.372064000	0.409533000	-1.397069000
C	1.352532000	1.137992000	-0.679148000
H	3.650771000	1.262540000	1.138955000

H	4.834505000	-0.818777000	1.830032000
H	4.106550000	-3.027390000	0.980624000
H	2.174149000	-3.248100000	-0.568925000
H	-0.237497000	0.790664000	-2.214408000
N	0.757094000	-0.928572000	-1.410246000
H	0.231772000	-1.675805000	-1.847792000
C	1.193318000	2.553479000	-0.312631000
H	2.114729000	2.972461000	0.112026000
H	0.874626000	3.164040000	-1.167508000
C	0.073434000	2.622221000	0.785141000
H	0.440655000	2.133105000	1.697632000
H	-0.165090000	3.667288000	1.008981000
N	-1.100893000	1.943412000	0.317003000
H	-1.690609000	2.480590000	-0.317563000
C	-1.006571000	0.626755000	0.024828000
H	-0.471264000	0.034469000	0.777216000
C	-2.218742000	-0.030687000	-0.579019000
H	-1.915226000	-0.972031000	-1.058171000
H	-2.636287000	0.623395000	-1.361367000
C	-3.271969000	-0.332426000	0.490757000
H	-2.825539000	-0.949215000	1.288040000
H	-3.604056000	0.608986000	0.959822000
C	-4.475360000	-1.057749000	-0.093857000
H	-4.140872000	-2.008153000	-0.540683000
H	-4.888365000	-0.450912000	-0.923710000
N	-5.454252000	-1.360681000	0.950926000
H	-5.843207000	-0.472294000	1.276172000

H -6.246621000 -1.832105000 0.511190000

E(RωB97XD) = -709.657326297

## 11

1 1

C -1.796358000 -0.948694000 0.551828000

C -1.596929000 0.292917000 -0.119918000

C -2.673122000 0.897962000 -0.820446000

C -3.885674000 0.253068000 -0.835962000

C -4.060837000 -0.995344000 -0.169511000

C -3.041737000 -1.612001000 0.520975000

C 0.374660000 -0.405430000 0.783210000

C -0.254891000 0.665975000 0.087056000

H -2.529806000 1.852156000 -1.329927000

H -4.732989000 0.691379000 -1.364665000

H -5.040115000 -1.475970000 -0.209901000

H -3.182714000 -2.566092000 1.029122000

H 1.203517000 -0.249451000 1.474508000

N -0.645140000 -1.296161000 1.167715000

H -0.482737000 -2.193064000 1.610911000

C 0.426001000 1.911201000 -0.342683000

H 1.396966000 1.657558000 -0.800646000

H -0.181125000 2.429333000 -1.100463000

C 0.699439000 2.858166000 0.830408000

H -0.259620000 3.088618000 1.331589000

H 1.329030000 2.340039000 1.570242000

N 1.415819000 4.039527000 0.354824000

H	0.774654000	4.573098000	-0.237292000
H	1.578674000	4.649766000	1.157494000
C	1.289148000	-1.333973000	-0.599756000
C	2.114242000	-2.359117000	0.161370000
H	0.392815000	-1.654684000	-1.140773000
C	3.549741000	-0.650621000	-0.776982000
C	3.429020000	-1.611037000	0.414746000
H	2.263005000	-3.211125000	-0.521077000
H	1.638171000	-2.737318000	1.073228000
H	4.230910000	-1.033406000	-1.552582000
H	3.899205000	0.349233000	-0.481803000
H	4.288292000	-2.288135000	0.490715000
H	3.363518000	-1.043517000	1.354594000
N	2.187217000	-0.603729000	-1.301307000
H	1.908863000	0.065694000	-2.007903000

E(R $\omega$ B97XD) = -709.643395375

### MeOH

0 1

C	0.661029000	-0.018602000	0.000000000
H	1.095747000	0.991571000	-0.000002000
H	1.028042000	-0.550857000	-0.895945000
H	1.028042000	-0.550853000	0.895947000
O	-0.749471000	0.123646000	0.000000000
H	-1.122238000	-0.767418000	0.000000000

E(R $\omega$ B97XD) = -115.737567398

## H<sub>2</sub>O

0 1

O 0.000000000 0.000000000 0.121312000

H 0.000000000 0.751928000 -0.485246000

H 0.000000000 -0.751928000 -0.485246000

E(RωB97XD) = -76.4464702684

---

<sup>1</sup> <http://syrris.com/flow-products/asia-modules/asia-flux-for-electrochemistry>

<sup>2</sup> Barker, G.; O'Brien, P.; Campos, K. R. *Org. Lett.*, **2010**, *12*, 4176 – 4179.

<sup>3</sup> Myers, E. L.; de Vries, J. G.; Aggarwal, V. K. *Angew. Chem. Int. Ed.*, **2007**, *46*, 1893 – 1896.

<sup>4</sup> Nicolaou, K. C.; Koide, K.; Bunnage, M. E. *Chem. Eur. J.*, **1995**, *1*, 454 – 466.

<sup>5</sup> Yoshida, S.; Igawa, K.; Tomooka, K. *J. Am. Chem. Soc.*, **2012**, *134*, 19358 – 19361.

<sup>6</sup> Alcalde-Pais, M. de las E.; Almansa-Rosales, C.; Diaz-Fernandez, J.-L.; Mesquida-Estevez, M. de les N.; Paloma-Romeu, L. EP2682391 A1, **2014**.

<sup>7</sup> Lundkvist, J. R. M.; Vargas, H. M.; Caldirola, P.; Ringdahl, B.; Hacksell, U. *J. Med. Chem.*, **1990**, *33*, 3182 – 3189.

<sup>8</sup> P. G. Kirira, M. Kuriyama, O. Onomura *Chem. Eur. J.*, **2010**, *16*, 3970 – 3982.

<sup>9</sup> J. R. M. Lundkvist, H. M. Vargas, P. Caldirola, B. Ringdahl, U. Hacksell *J. Med. Chem.*, **1990**, *33*, 12, 3182 – 3189.

<sup>10</sup> Diker, K.; Biach, K. E.; Maindreville, M. D.; Levy, J. *J. Nat. Prod.*, **1997**, *60*, 791 – 793.

<sup>11</sup> a) Davidson, E. R. *Chem. Phys. Lett.*, **1996**, *260*, 514 – 518. b) Chai, J.-D.; Head-Gordon, M. *Phys. Chem. Chem. Phys.*, **2008**, *10*, 6615 – 6620. c) Marenich, A. V.; Cramer, C. J.; Truhlar, D. G. *J. Phys. Chem. B*, **2009**, *113*, 6378-6396.