

Supporting Information

High-Temperature, High-Pressure Hydrothermal Synthesis, Characterization, and Structural Relationships of Layered Uranyl Arsenates

Hsin-Kuan Liu,^a Eswaran Ramachandran,^a Yi-Hsin Chen,^a

Wen-Jung Chang,^a and Kwang-Hwa Lii^{a,b,*}

^aDepartment of Chemistry, National Central University, Zhongli, Taiwan 320, R.O.C.

^bInstitute of Chemistry, Academia Sinica, Taipei, Taiwan 115, R.O.C.

Figure S1. The observed and simulated X-ray powder patterns of $\text{Na}_{14}[(\text{UO}_2)_5(\text{AsO}_4)_8] \cdot 2\text{H}_2\text{O}$.

Figure S2. The observed and simulated X-ray powder patterns of $\text{K}_6[(\text{UO}_2)_5\text{O}_5(\text{AsO}_4)_2]$. Asterisks denote the minor phase of $\text{K}_4[(\text{UO}_2)_3\text{O}_2(\text{AsO}_4)_2]$.

Figure S3. The observed and simulated X-ray powder patterns of $\text{Rb}_4[(\text{UO}_2)_3\text{O}_2(\text{AsO}_4)_2]$.

Figure S4. The observed and simulated X-ray powder patterns of $\text{Cs}_6[(\text{UO}_2)_5\text{O}_2(\text{AsO}_4)_4]$.

Figure S5. The EDS spectra of $\text{Na}_{14}[(\text{UO}_2)_5(\text{AsO}_4)_8] \cdot 2\text{H}_2\text{O}$, $\text{K}_6[(\text{UO}_2)_5\text{O}_5(\text{AsO}_4)_2]$, $\text{K}_4[(\text{UO}_2)_3\text{O}_2(\text{AsO}_4)_2]$, $\text{Rb}_4[(\text{UO}_2)_3\text{O}_2(\text{AsO}_4)_2]$, and $\text{Cs}_6[(\text{UO}_2)_5\text{O}_2(\text{AsO}_4)_4]$.

Figure S6. Thermogravimetric analysis of $\text{Na}_{14}[(\text{UO}_2)_5(\text{AsO}_4)_8] \cdot 2\text{H}_2\text{O}$ in flowing nitrogen gas at 2 °C/min.

Figure S7. Room-temperature fluorescence spectrum of **1** excited at 360 nm.

— calculated
— observed

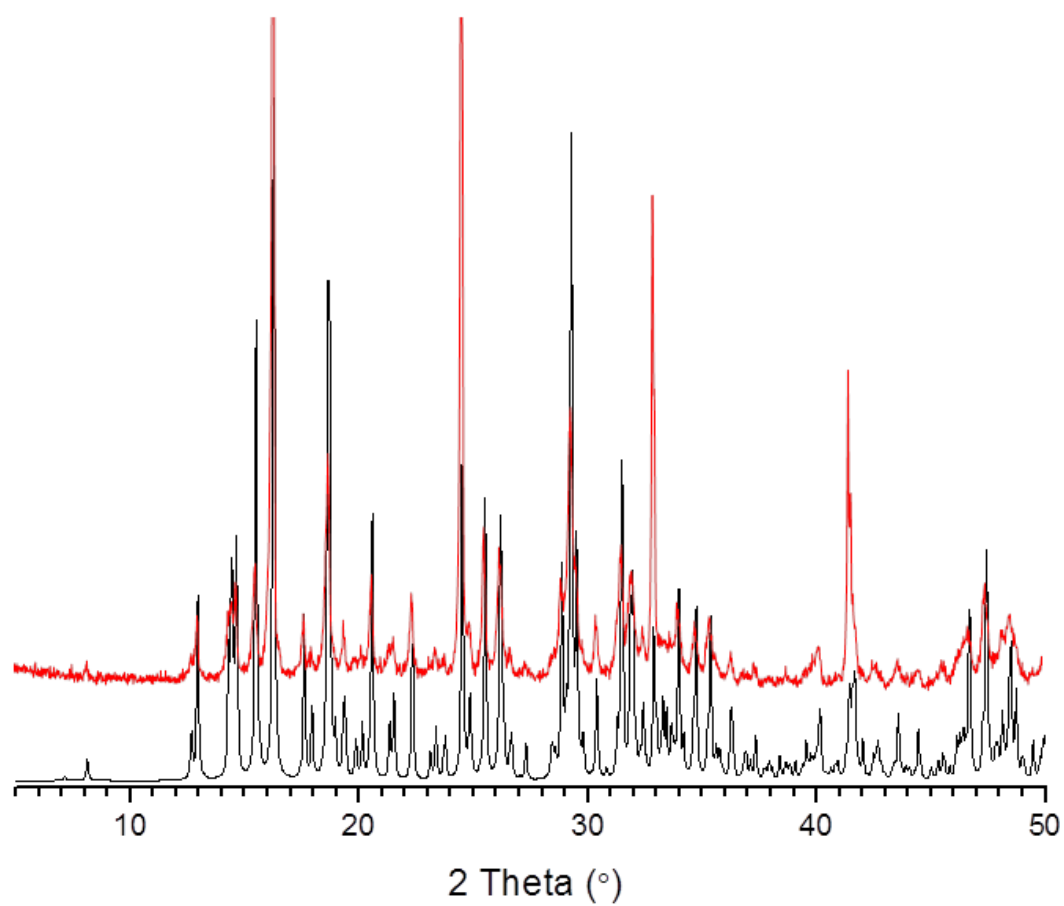


Figure S1

— calculated
— observed

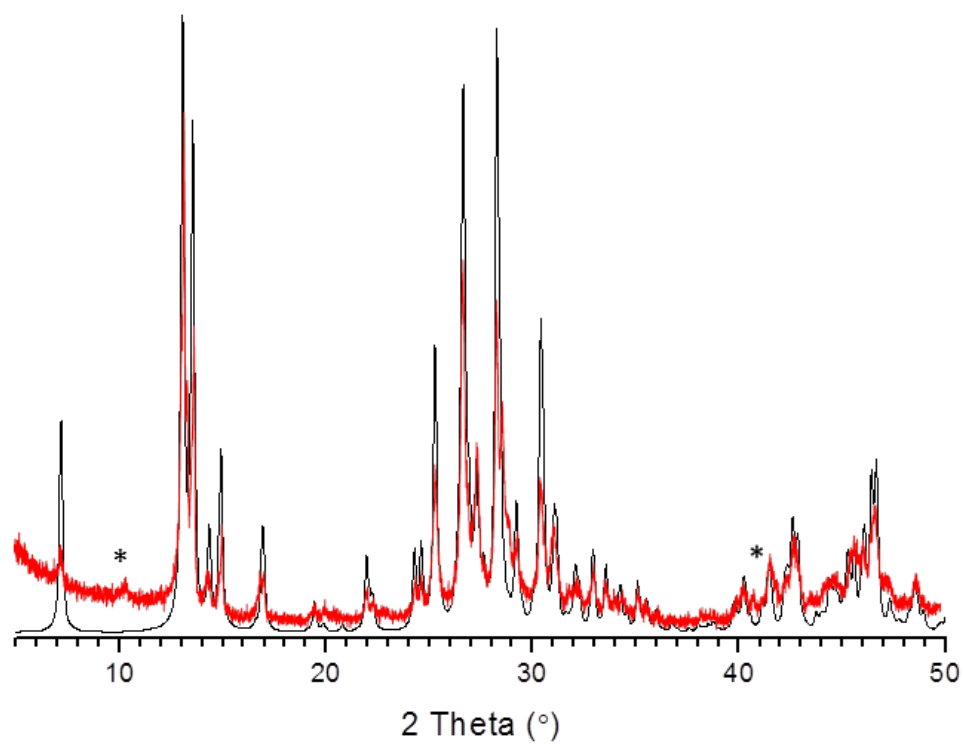


Figure S2

— calculated
— observed

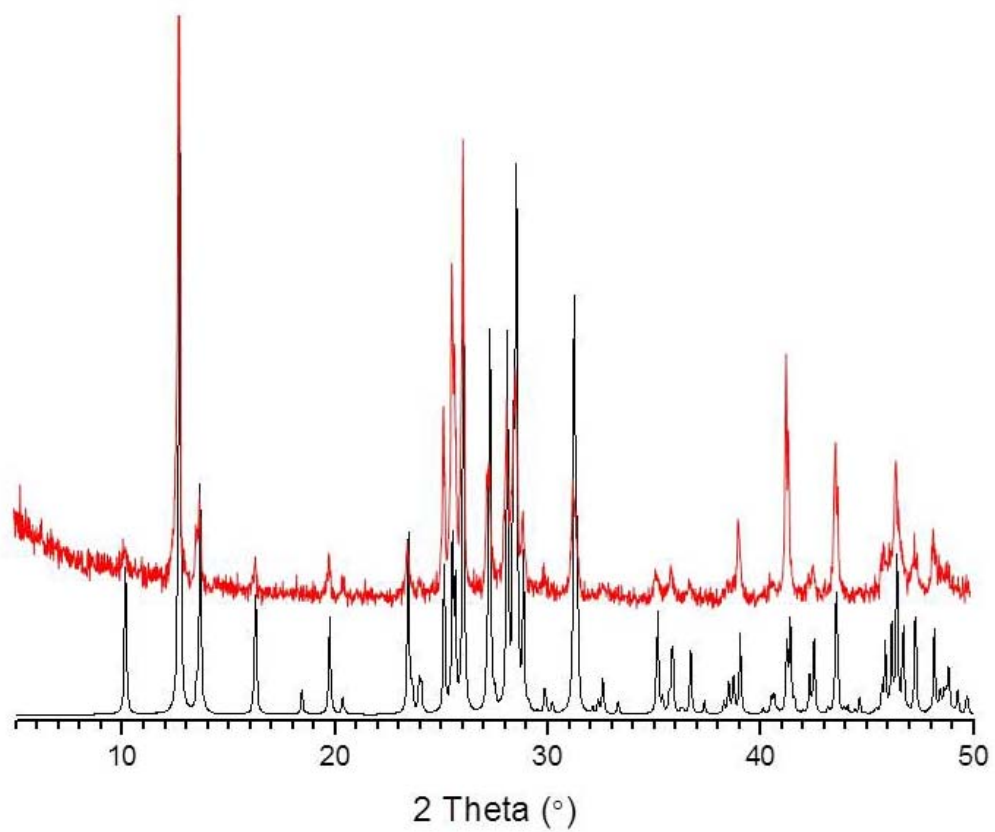


Figure S3

— calculated
— observed

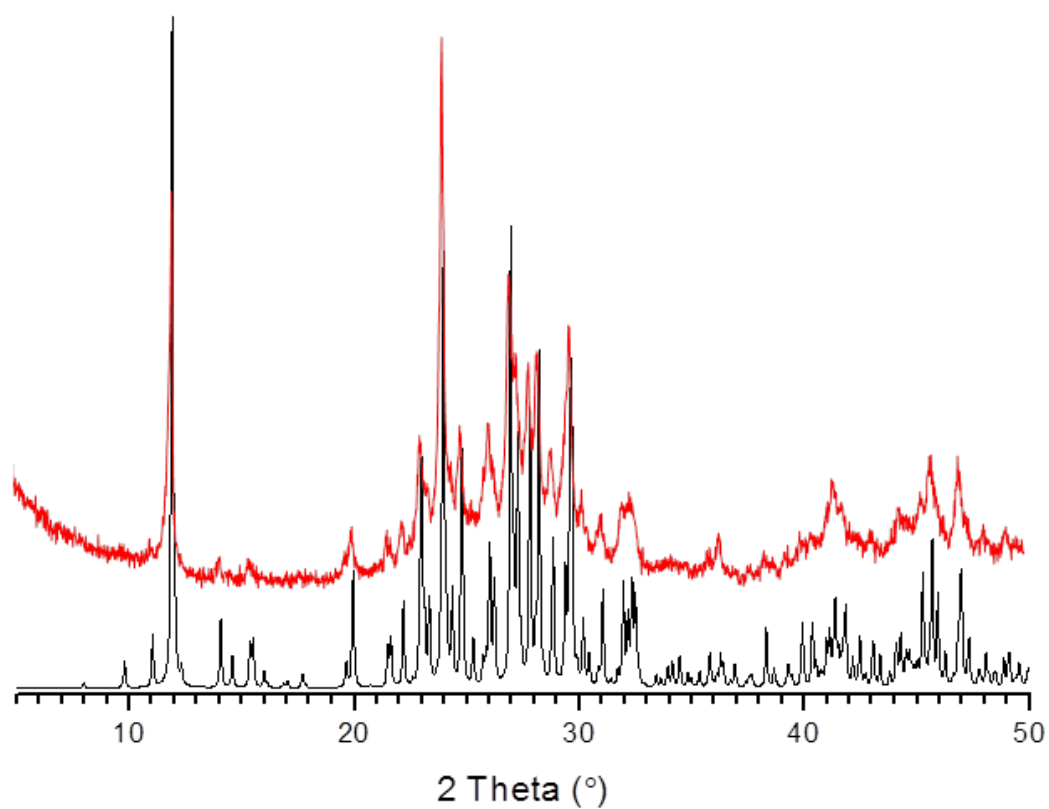
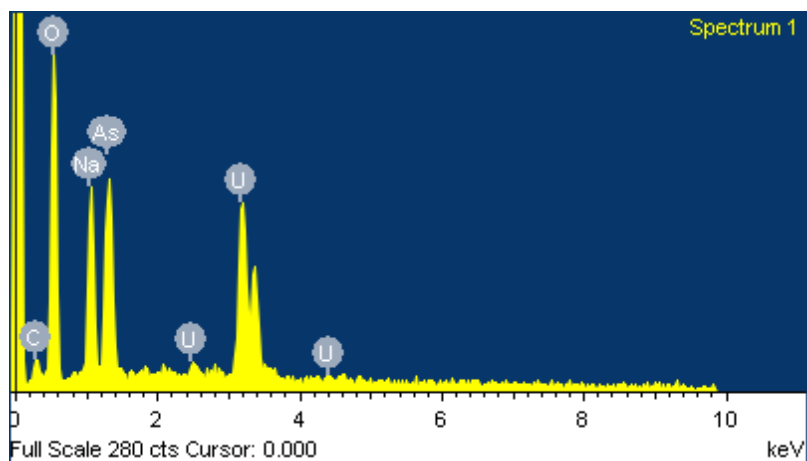
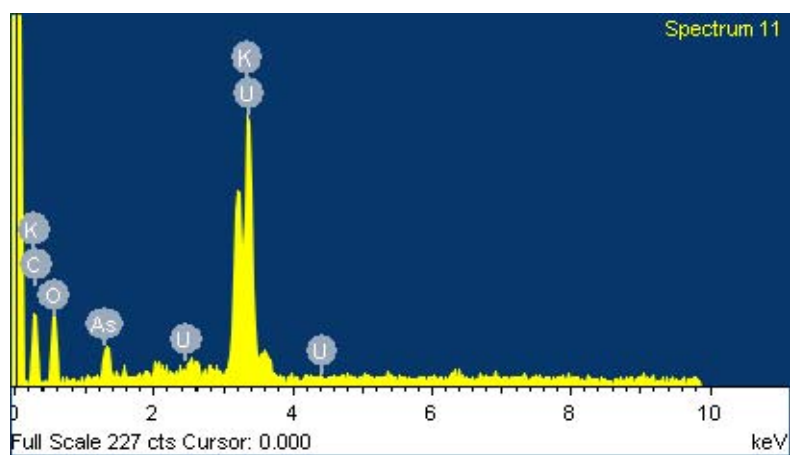


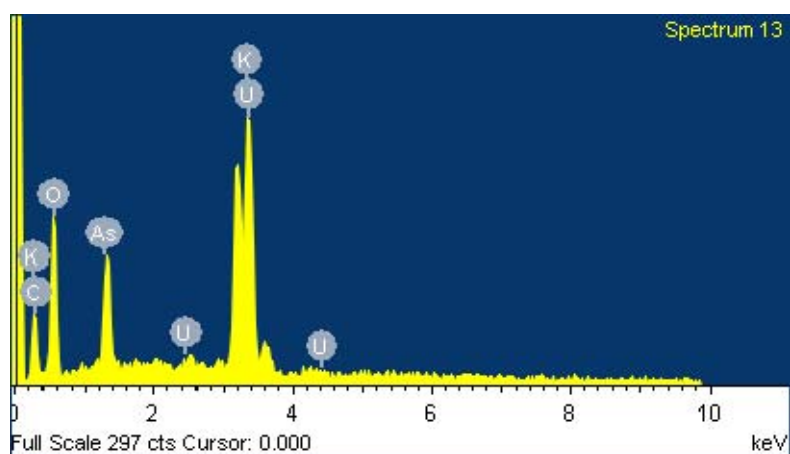
Figure S4



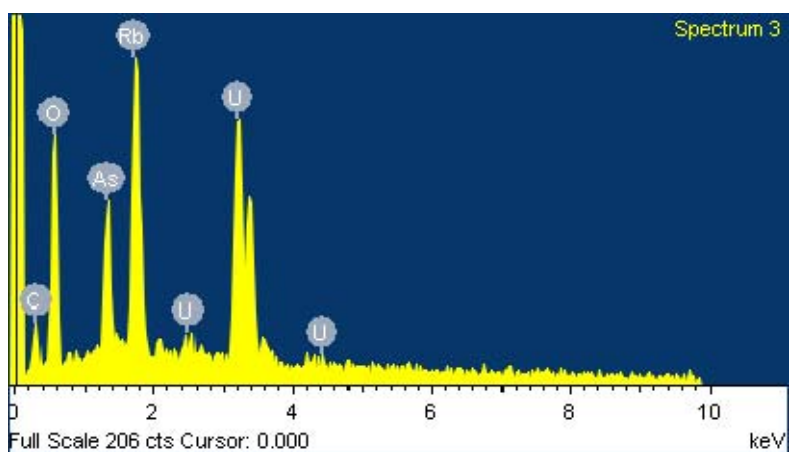
$\text{Na}_{14}[(\text{UO}_2)_5(\text{AsO}_4)_8] \cdot 2\text{H}_2\text{O}$ (compound 1)



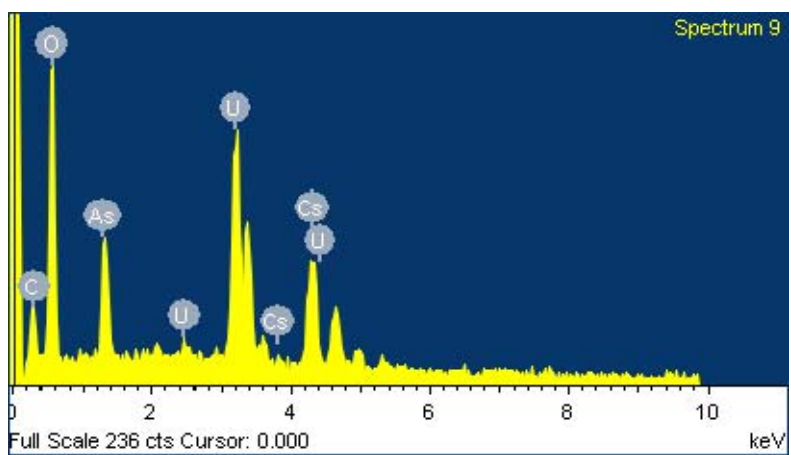
$\text{K}_6[(\text{UO}_2)_5\text{O}_5(\text{AsO}_4)_2]$ (compound 2a)



$\text{K}_4[(\text{UO}_2)_3\text{O}_2(\text{AsO}_4)_2]$ (compound 2b)



$\text{Rb}_4[(\text{UO}_2)_3\text{O}_2(\text{AsO}_4)_2]$ (compound 3)



$\text{Cs}_6[(\text{UO}_2)_5\text{O}_2(\text{AsO}_4)_4]$ (compound 4)

Figure S5

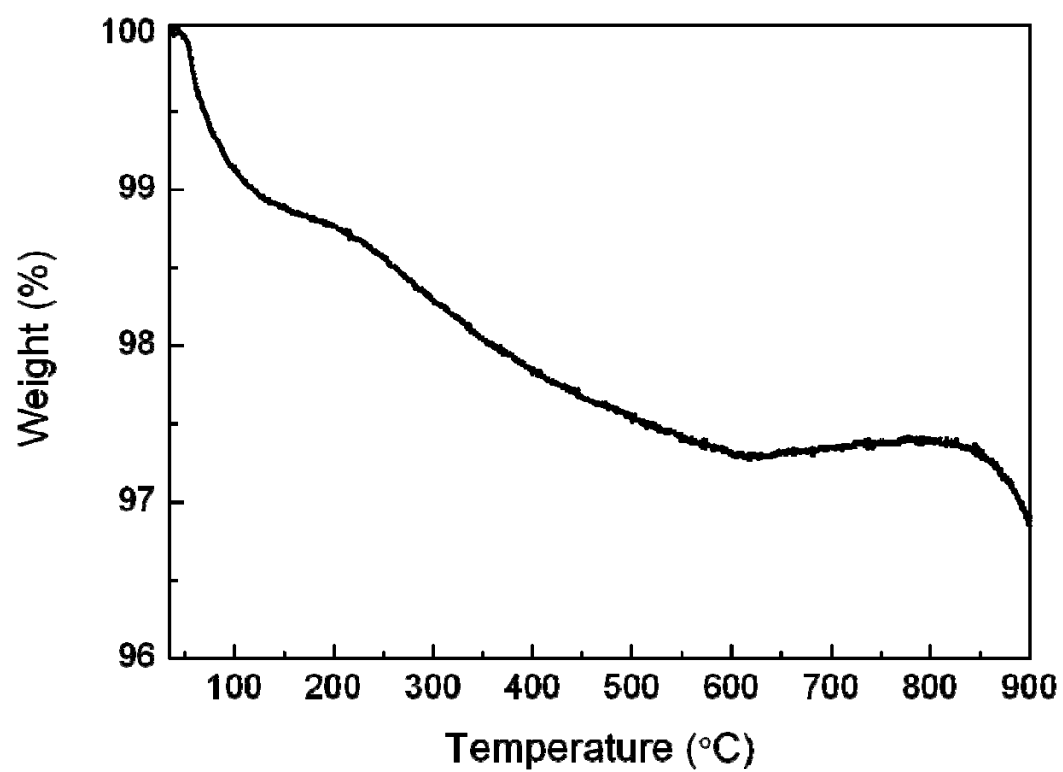


Figure S6

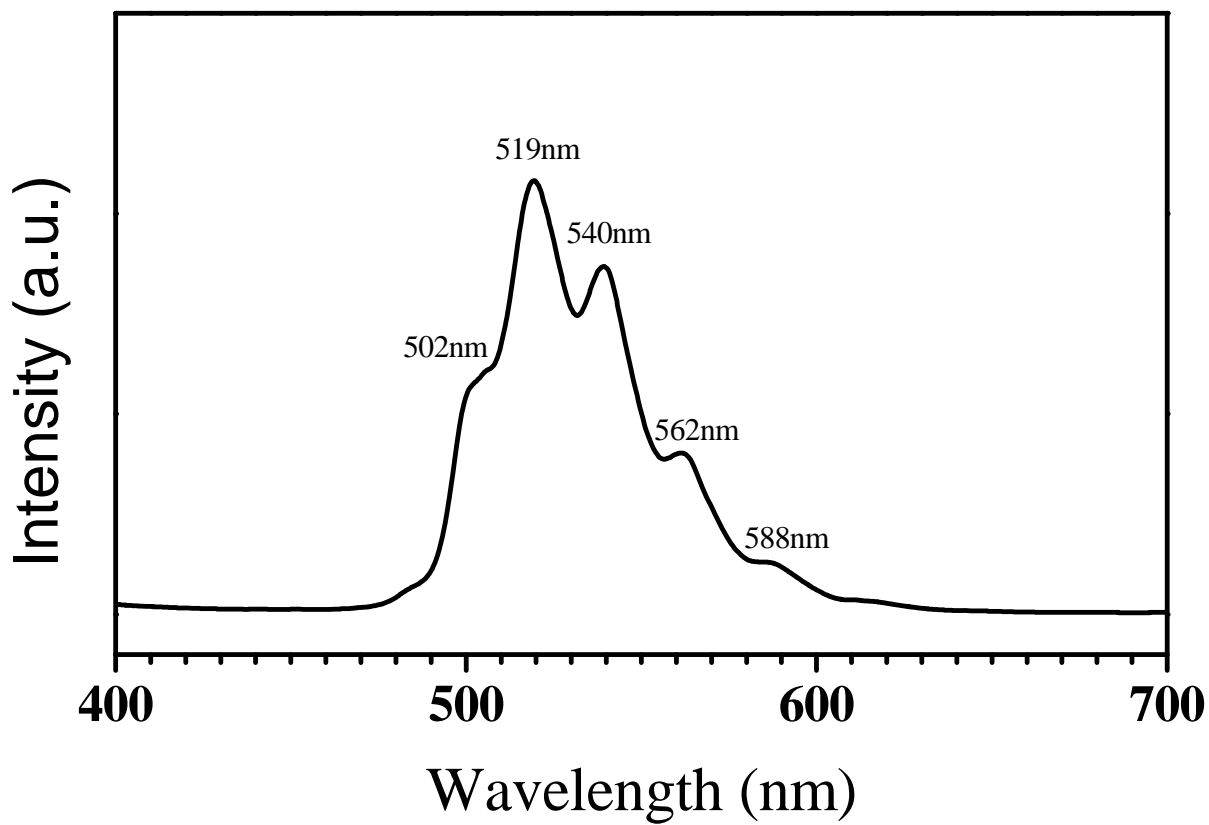


Figure S7