

Supporting Information

7-Hydroxyflavone Revisited: Spectral, Acid-base Properties and interplay of the Protolytic Forms in the Ground and Excited States.

Illia E. Serdiuk,^{a,b} Andrii S. Varenikov^a and Alexander D. Roshal^{a*}

^a Institute of Chemistry, Kharkiv V.N. Karazin National University, Svoboda 4, 61077 Kharkiv, Ukraine

^b Faculty of Chemistry, University of Gdańsk, Wita Stwosza 63, 80-952 Gdańsk, Poland

LIST OF CONTENTS:

Item	Page
H ₀ scale correction for the mixture methanol-water-sulphuric acid	2
Figure 1S	2
Table 1S	2
Regression analysis of solvatochromic and solvatofluorochromic effects	3
Table 2S	3
Structure of 7HF complexes in the ground and excited states	4
Figure 2S	4
Calculation of Gibbs energy of hydrogen bond formation ($\Delta G_{f,298}$)	5
Figure 3aS	5
Figure 3bS	6
Calculation Schemes	6

H₀ scale correction for the mixture methanol-water-sulphuric acid

Figure 1S. Correlation between H₀ scales in methanol-water-sulphuric acid and water-sulphuric acid.

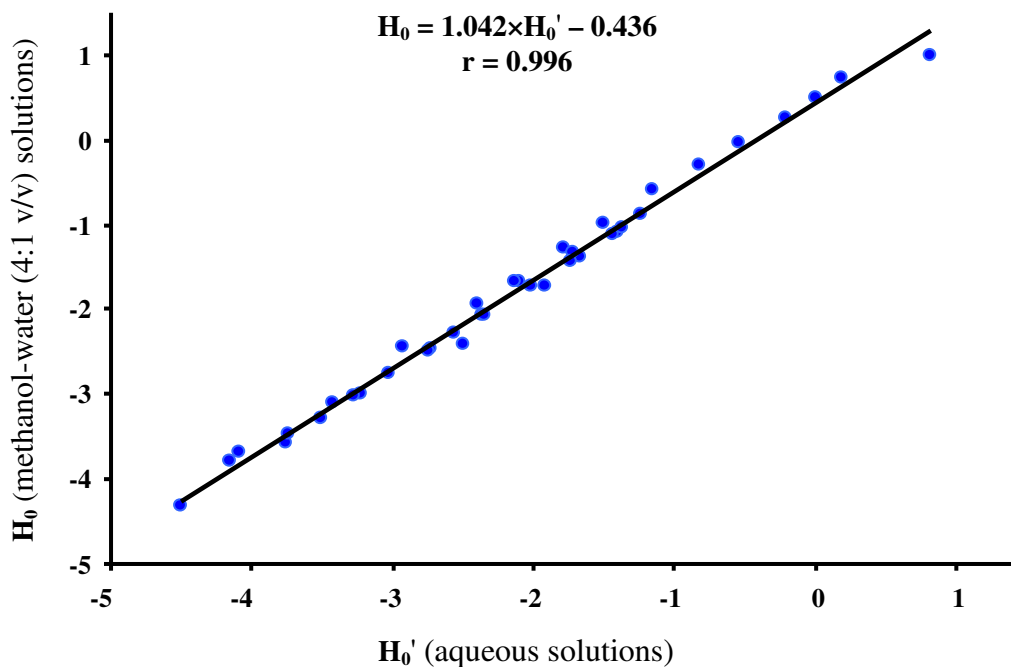
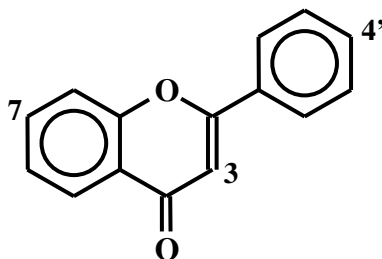


Table 1S. Dissociation constants of flavones used as H₀ indicators.



Flavone	7-methoxy	4'-hydroxy	3,4'-dimethoxy	3-hydroxy-4'-methoxy	3-hydroxy
pK _a	-0.72 ± 0.04; -0.75 [17]	-0.93 ± 0.03	-2.10 ± 0.03	-2.37 ± 0.04	-2.88 [6]

Regression analysis of solvatochromic and solvatofluorochromic effects

Table 2S. Statistical parameters of regression analysis equations.

<i>N</i>	Equation	<i>n</i>	<i>R</i>	<i>S</i>
1a	$v_{\text{abs}} = -1791.2 \times \pi^* + 34045$	7	0.906	350.85
1b	$v_{\text{abs}} = -5208.0 \times Y + 35050$	7	0.880	393.10
2a	$v_{\text{abs}} = -3030.0 \times \pi^* + 2456.6 \times \beta + 34259$	14	0.806	672.92
2b	$v_{\text{abs}} = -6088.1 \times Y + 3.83 \times B + 35145$	14	0.747	643.04
3a	$v_{\text{fl}} = -1023.4 \times \pi^* - 1159.5 \times \beta + 26085$	14	0.810	236.87
3b	$v_{\text{fl}} = -3788.6 \times Y + 26330$	14	0.760	250.83
4	$\Delta v_{\text{St}} = -2950 \times \beta + 10500$	14	0.750	495.40
5a	$v_{\text{fl}}(A_p^*) = -1231.3 \times \pi^* + 19090$	9	0.883	156.87
5b	$v_{\text{fl}}(A_p^*) = -16159 \times Y + 25845$	9	0.947	107.33
6a	$\Delta v_{\text{St}}(A_p^*) = 2107.7 \times \pi^* + 13047$	9	0.943	178.69
6b	$\Delta v_{\text{St}}(A_p^*) = 13035 \times Y + 6.58 \times B + 6565$	9	0.949	182.20
7a	$v_{\text{fl}}(A^*) = -1696.7 \times \pi^* + 19560$	9	0.954	128.07
7b	$v_{\text{fl}}(A^*) = -13660 \times Y - 3.80 \times B + 25850$	9	0.937	161.27
8a	$\Delta v_{\text{St}}(A^*) = 1473.4 \times \pi^* + 7635$	7	0.917	56.91
8b	$\Delta v_{\text{St}}(A^*) = 5795 \times Y + 5680$	7	0.718	99.53
9a	$\Delta v_{\text{St}}(A^*) = 1461 \times \pi^* + 7955$	7	0.901	299.06
9b	$\Delta v_{\text{St}}(A^*) = 4683 \times Y + 7025$	7	0.900	300.33
10a	$\Delta v_{\text{St}}(A^*) = 378 \times \pi^* + 9860$	7	0.700	85.90
10b	$\Delta v_{\text{St}}(A^*) = 1050 \times Y + 9670$	7	0.914	48.64
11	$\Delta v_{\text{St}}(A^*) = 2237 \times \pi^* + 7315$	7	0.890	101.90

N – number of the equation in the text of manuscript, *n* – quantity of solvents, *R* – correlation coefficient, *S* – standard error of estimate

Structure of 7HF complexes in the ground and excited states

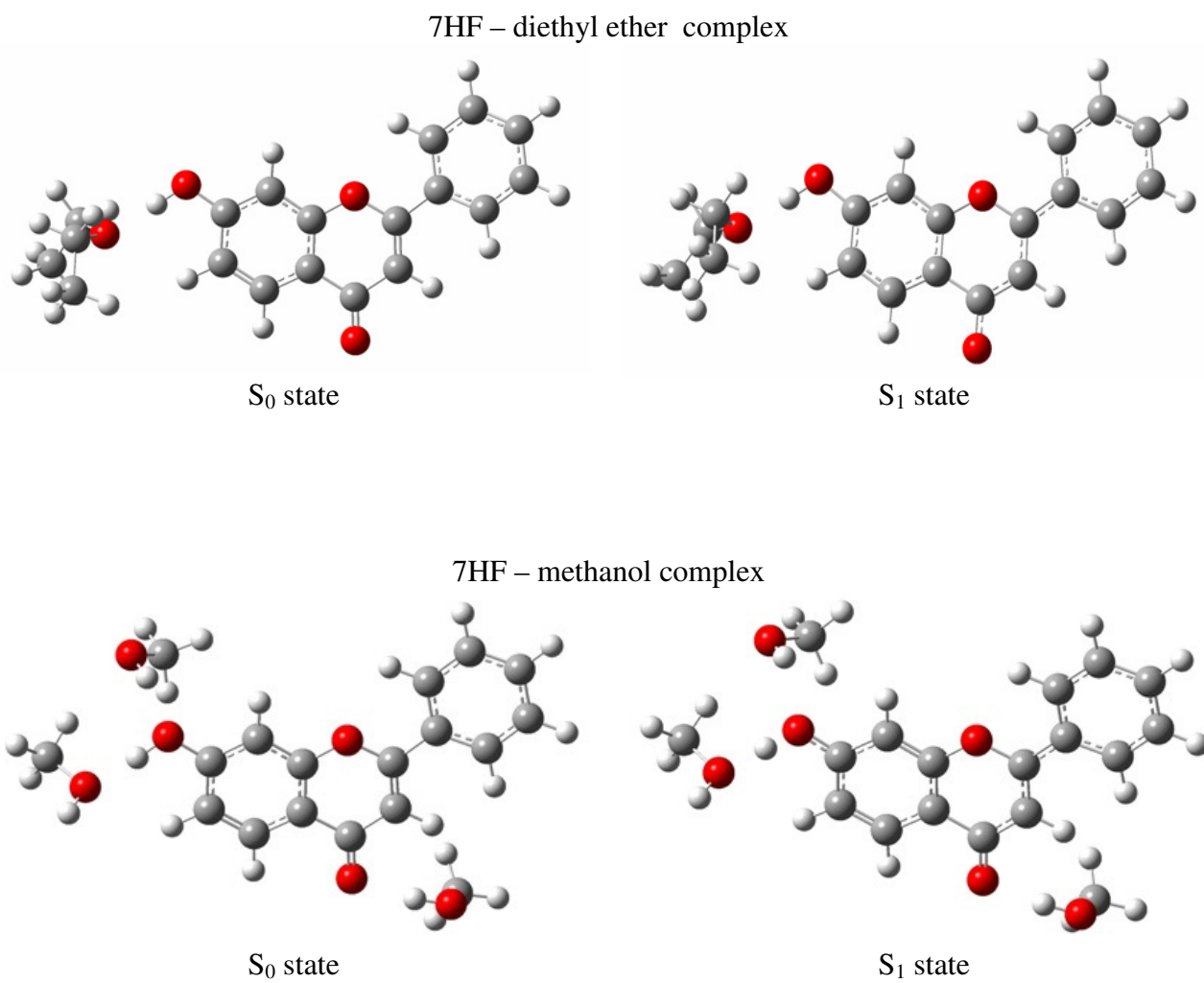
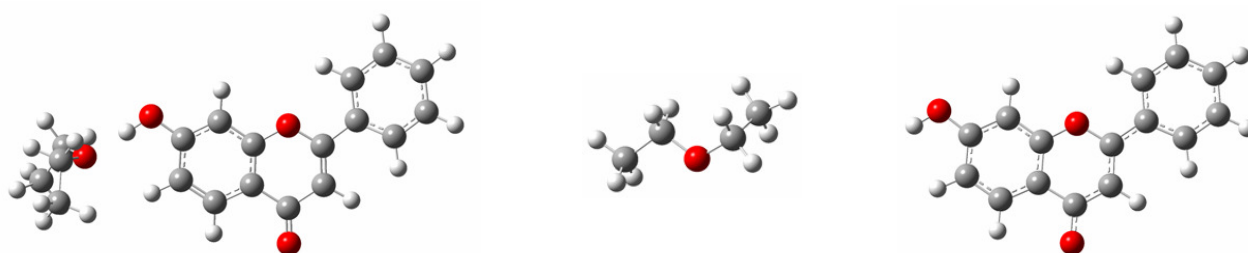


Figure 2S.

Calculation of Gibbs energy of hydrogen bond formation ($\Delta G_{f,298}$).

7HF – diethyl ether complex

(geometry of complex and model molecules is optimized in the ground and excited states)



complex 7HF – ether

ether

7HF

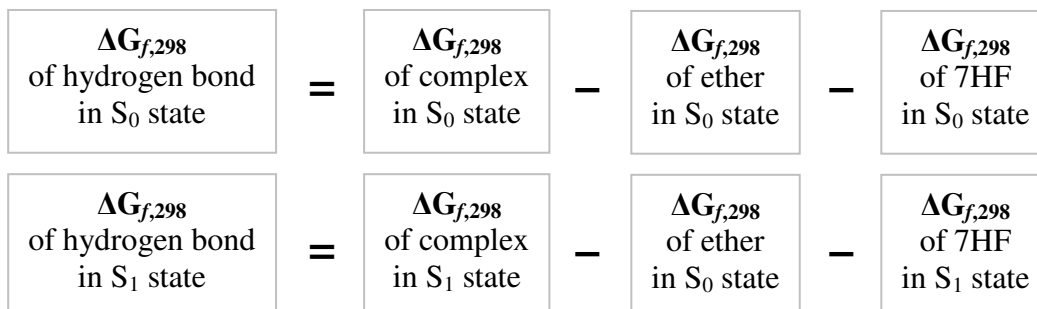
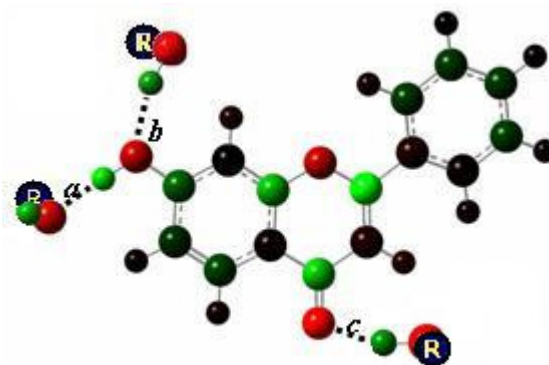


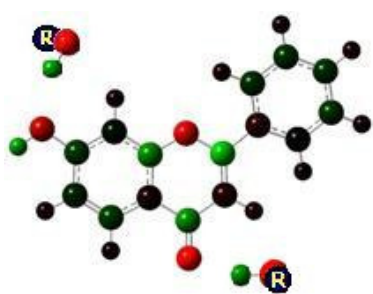
Figure 3aS.

7HF – methanol complex

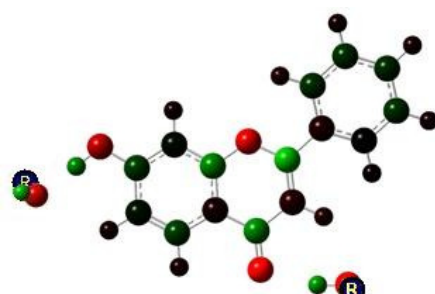
(geometry of the complex and model molecules is optimized in the ground and excited states)



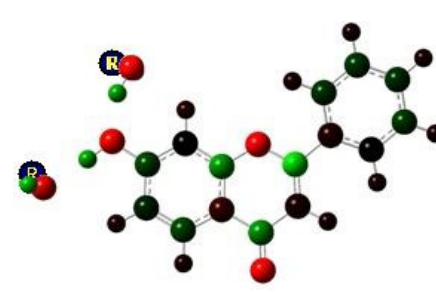
complex 7HF with three methanol molecules (R = CH₃)



complex without hydrogen bond *a*



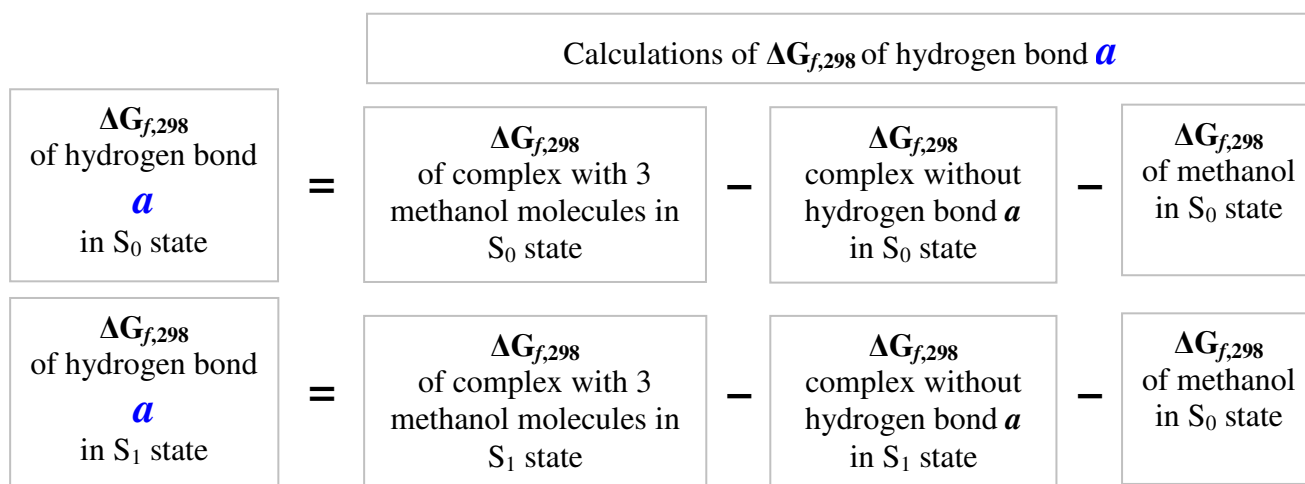
complex without hydrogen bond *b*



complex without hydrogen bond *c*

model structures

Figure 3bS.



calculations of $\Delta G_{f,298}$ of hydrogen bond *b*

$\Delta G_{f,298}$ of hydrogen bond <i>b</i> in S_0 state	=	$\Delta G_{f,298}$ of complex with 3 methanol molecules in S_0 state	-	$\Delta G_{f,298}$ complex without hydrogen bond <i>b</i> in S_0 state	-	$\Delta G_{f,298}$ of methanol in S_0 state
$\Delta G_{f,298}$ of hydrogen bond <i>b</i> in S_1 state	=	$\Delta G_{f,298}$ of complex with 3 methanol molecules in S_1 state	-	$\Delta G_{f,298}$ complex without hydrogen bond <i>b</i> in S_1 state	-	$\Delta G_{f,298}$ of methanol in S_0 state

calculations of $\Delta G_{f,298}$ of hydrogen bond *c*

$\Delta G_{f,298}$ of hydrogen bond <i>c</i> in S_0 state	=	$\Delta G_{f,298}$ of complex with 3 methanol molecules in S_0 state	-	$\Delta G_{f,298}$ complex without hydrogen bond <i>c</i> in S_0 state	-	$\Delta G_{f,298}$ of methanol in S_0 state
$\Delta G_{f,298}$ of hydrogen bond <i>c</i> in S_1 state	=	$\Delta G_{f,298}$ of complex with 3 methanol molecules in S_1 state	-	$\Delta G_{f,298}$ complex without hydrogen bond <i>c</i> in S_1 state	-	$\Delta G_{f,298}$ of methanol in S_0 state