

## **SUPPORTING INFORMATION FOR**

### **Achieving 100% Utilization of Reduced Graphene Oxide by Layer-by-layer Assembly: Insight into the Capacitance of Chemically-derived Graphene in Monolayer State**

Zhongwei Lei,<sup>a</sup> Takahiro Mitsui,<sup>a</sup> Masayuki Itagaki,<sup>b</sup> and Wataru Sugimoto<sup>a,\*</sup>

<sup>a</sup> Faculty of Textile Science and Technology, Shinshu University, 3-15-1 Tokida, Ueda, Nagano  
386-8567, Japan

<sup>b</sup> Faculty of Science and Technology, Tokyo University of Science, 2641 Yamazaki, Noda,  
Chiba 278-8510, Japan

\*Corresponding author: [wsugi@shinshu-u.ac.jp](mailto:wsugi@shinshu-u.ac.jp)

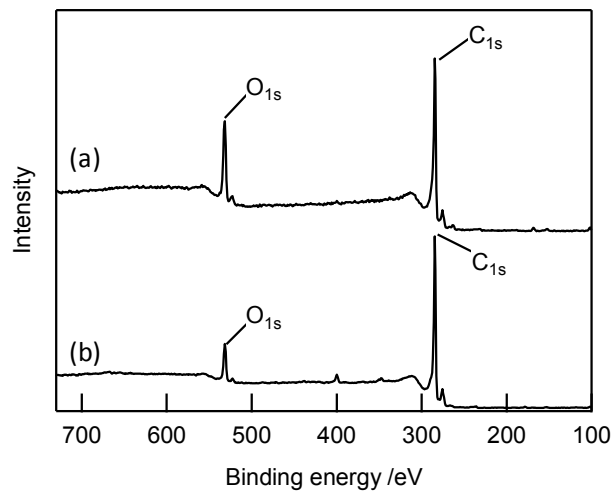


Figure S1. X-ray photoelectron spectra of (a) H<sub>2</sub>- and (b) N<sub>2</sub>H<sub>4</sub>-reduced rGO powders. The O/C atomic ratio for H<sub>2</sub>- and N<sub>2</sub>H<sub>4</sub>-reduced sample was 0.21 and 0.10, respectively.

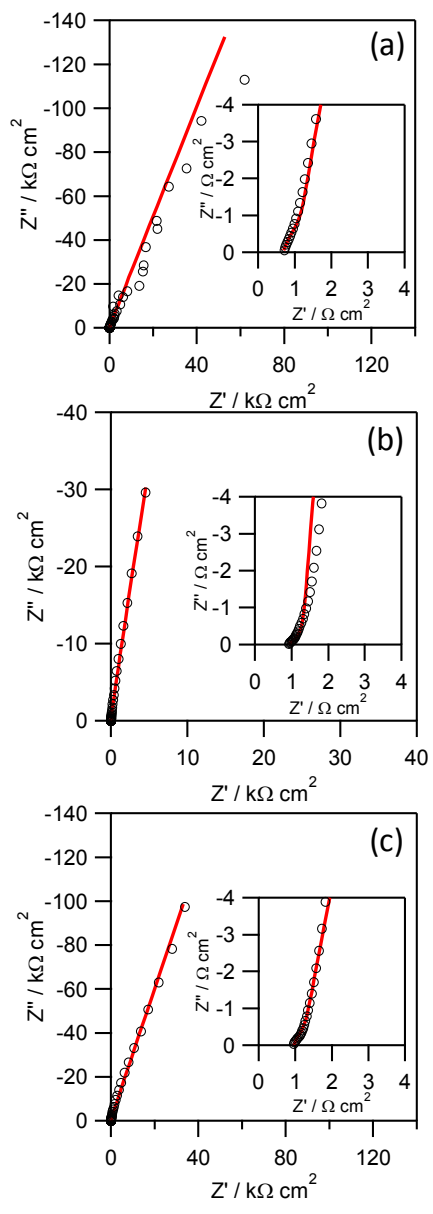


Figure S2. Simulation results (red line) and measured data (circles) for (PDDA/rGO)<sub>5</sub>-H<sub>2</sub> in H<sub>2</sub>SO<sub>4</sub> at (a) 0.2 V, (b) 0.6 V, (c) 1.0 V vs. RHE.

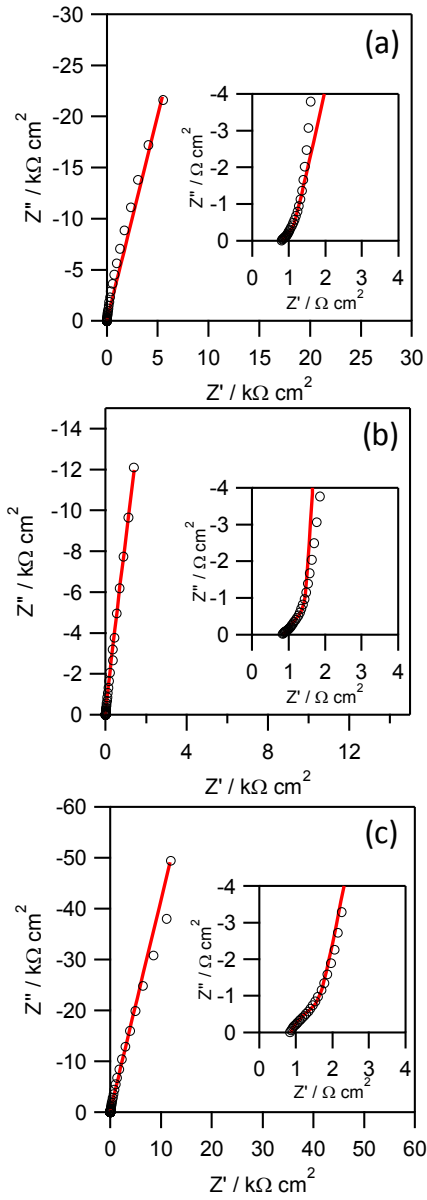


Figure S3. Simulation results (red line) and measured data (circles) for (PDDA/rGO)<sub>10</sub>-H<sub>2</sub> in H<sub>2</sub>SO<sub>4</sub> at (a) 0.2 V, (b) 0.6 V, (c) 1.0 V vs. RHE.

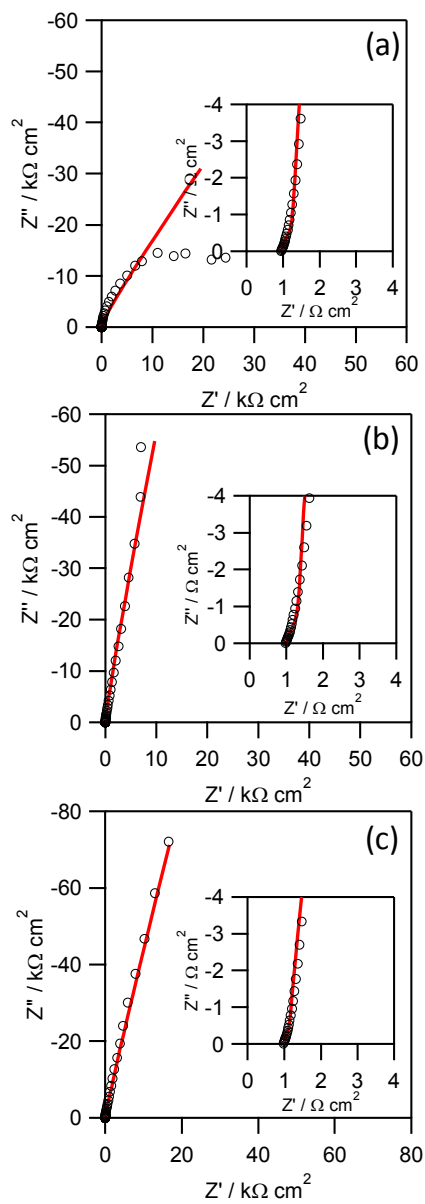


Figure S4. Simulation results (red line) and measured data (circles) for (PDDA/rGO)<sub>5</sub>-N<sub>2</sub>H<sub>4</sub> in H<sub>2</sub>SO<sub>4</sub> at (a) 0.2 V, (b) 0.6 V, (c) 1.0 V vs. RHE.

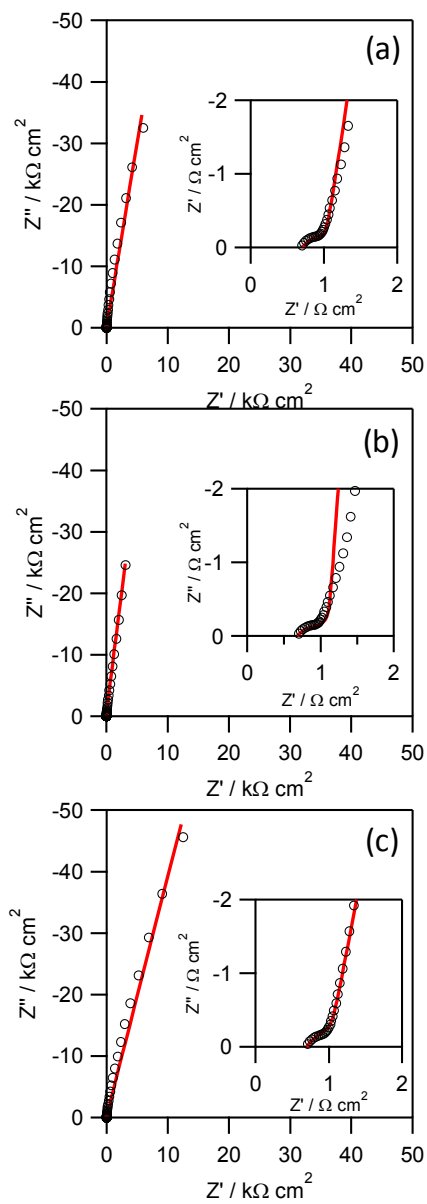


Figure S5. Simulation results (red line) and measured data (circles) for (PDDA/rGO)<sub>10</sub>-N<sub>2</sub>H<sub>4</sub> in H<sub>2</sub>SO<sub>4</sub> at (a) 0.2 V, (b) 0.6 V, (c) 1.0 V vs. RHE.

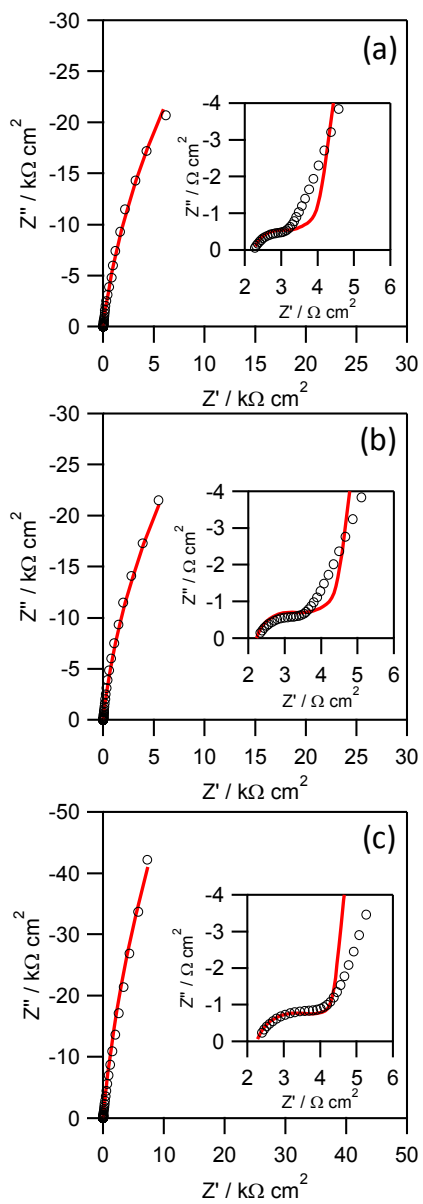


Figure S6. Simulation results (red line) and measured data (circles) for (PDDA/rGO)<sub>10</sub>-H<sub>2</sub> in Na<sub>2</sub>SO<sub>4</sub> at (a) 0.2 V, (b) 0.6 V, (c) 1.0 V vs. RHE.

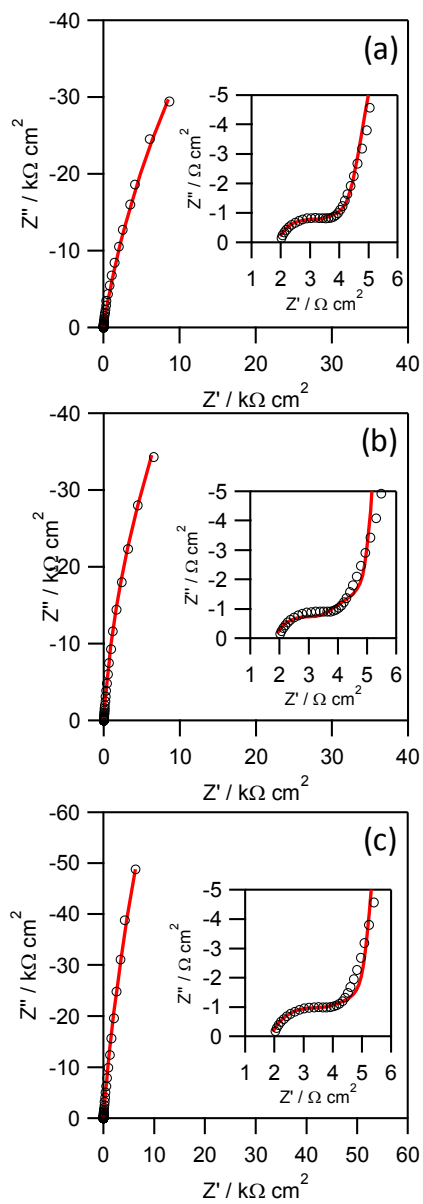


Figure S7. Simulation results (red line) and measured data (circles) for (PDDA/rGO)<sub>10</sub>-N<sub>2</sub>H<sub>4</sub> in Na<sub>2</sub>SO<sub>4</sub> at (a) 0.2 V, (b) 0.6 V, (c) 1.0 V vs. RHE.