

Supporting information

Controllable synthesis of hierarchical porous Fe₃O₄ particles mediated by poly(diallyldimethylammonium chloride) and their application in arsenic removal

Ting Wang,[†] Liyuan Zhang,[†] Haiying Wang,^{†,‡} Weichun Yang,^{†,‡} Yingchun Fu,[§] Wenli Zhou,[§] Wanting Yu,[†] Kaisong Xiang,[†] Zhen Su,[†] Shuo Dai,[†] Liyuan Chai,^{,†,‡}*

[†]Department of Environmental Engineering, School of Metallurgy and Environment, Central South University, Changsha 410017, China

[‡]Chinese National Engineering Research Center for Control & Treatment of Heavy Metal Pollution, Changsha 410017, China

[§]Key Laboratory of Chemical Biology and Traditional Chinese Medicine Research (Ministry of Education), College of Chemistry and Chemical Engineering, Hunan Normal University, Changsha 410081, P. R. China

*Corresponding author

E-mail: Lychai@csu.edu.cn

Tel. / Fax: +86 0731 88710171.




Figure S1. TEM images of (A) Fe₃O₄-1, (B) Fe₃O₄-2, (C) Fe₃O₄-3, (D) Fe₃O₄-4, (E) Fe₃O₄-5, (F) Fe₃O₄-6 with initial PDDA dosage varying from 1 g to 6 g.

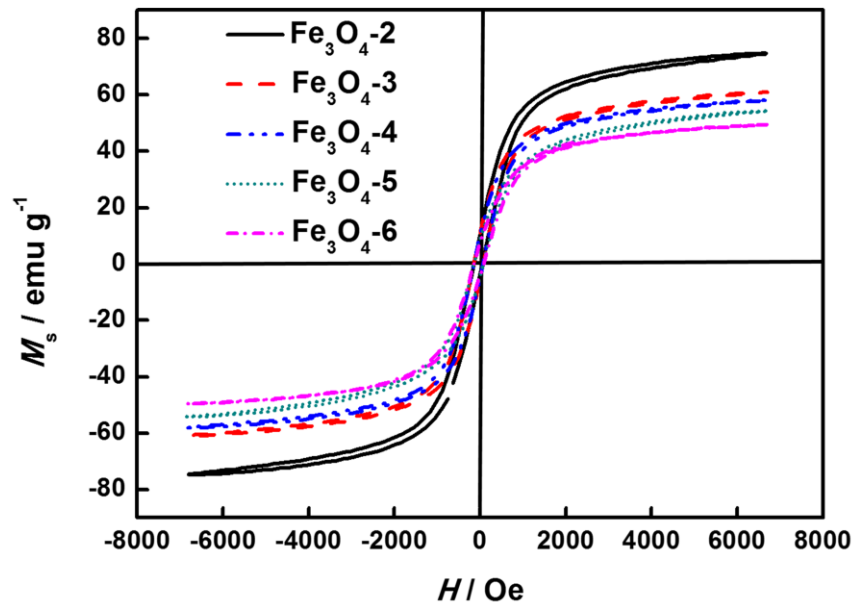


Figure S2. Room temperature hysteresis loops for the Fe_3O_4 - i ($i=2$ -6) with initial PDDA dosage increasing from 2 g to 6 g.

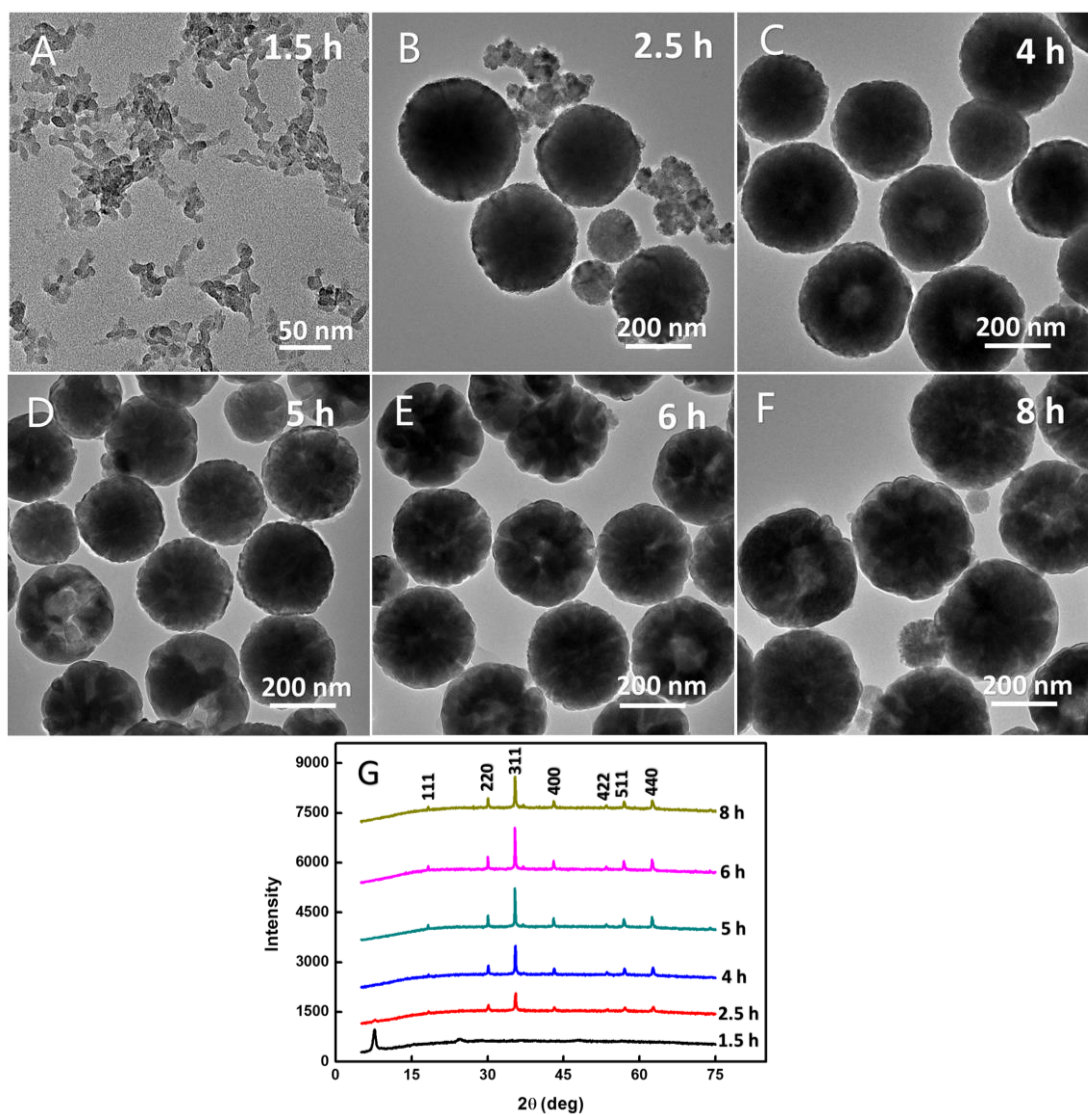


Figure S3. The TEM images (A-F) and XRD patterns (G) of $\text{Fe}_3\text{O}_4\text{-}2\text{-}x\text{h}$ samples at $x=1.5, 2.5, 4, 5, 6, 8$ h.

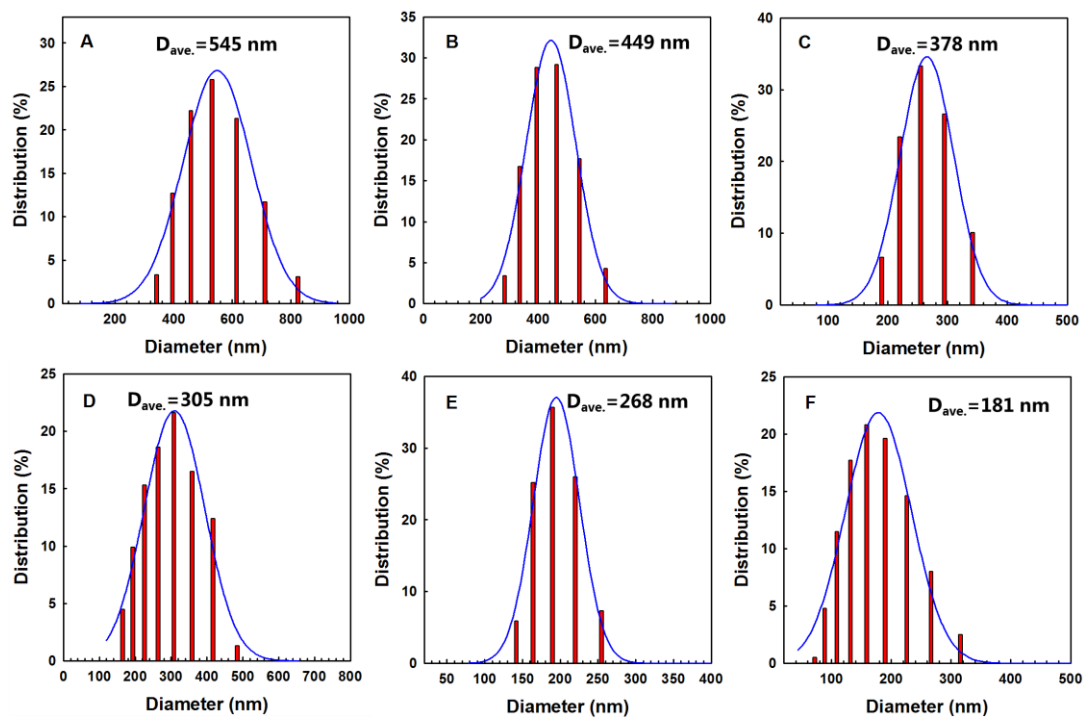


Figure S4. The size distribution of Fe_3O_4 -1 (A), Fe_3O_4 -2 (B), Fe_3O_4 -3 (C), Fe_3O_4 -4 (D), Fe_3O_4 -5 (E), and Fe_3O_4 -6 (F) in aqueous solution.

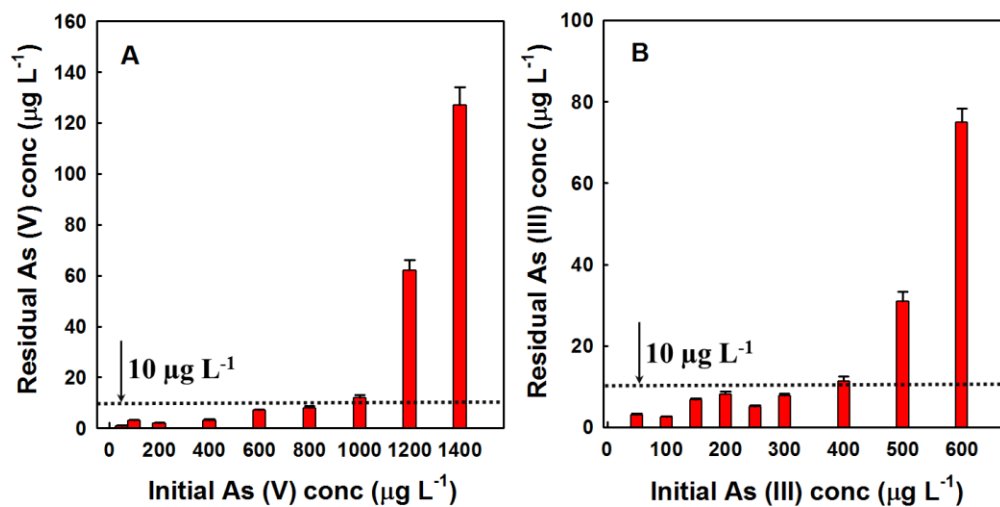


Figure S5. The residual arsenic concentration exploiting Fe_3O_4 -5 as the adsorbent for the low-level arsenic removal ($T=25\text{ }^\circ\text{C}$; adsorbent doses= 0.5 g L^{-1} ; $\text{pH}=5 \pm 0.2$).

Table S1. Equilibrium Adsorption Isotherm Fitting Parameters for As (V)/As (III) onto Fe₃O₄-*i* (i=2-6)

			Fe ₃ O ₄ -2	Fe ₃ O ₄ -3	Fe ₃ O ₄ -4	Fe ₃ O ₄ -5	Fe ₃ O ₄ -6
As (V)	Langmuir isotherm	$q_m(\text{mg g}^{-1})$	1.967	2.340	4.203	6.422	7.257
		$K_L(\text{L/mg})$	248.05	34.484	11.384	11.44	28.744
		R^2	0.999	0.992	0.996	0.994	0.996
		$1/n$	3.806	2.995	2.847	2.243	2.261
As (III)	Freundlich isotherms	$K_F((\text{mg g})^{1-1/n})$	2.70	1.53	0.55	0.27	0.15
		R^2	0.98	0.965	0.987	0.995	0.990