

Supporting Information

Balancing Light Absorptivity and Carrier Conductivity of Graphene Quantum Dots for High-Efficiency Bulk Heterojunction Solar Cells

*Jung Kyu Kim,^{†¶} Myung Jin Park,^{‡¶} Sang Jin Kim,[‡] Dong Hwan Wang,[†] Sung Pyo Cho,[‡]
Sukang Bae,^{*¶} Jong Hyeok Park,^{*†} Byung Hee Hong^{*‡}*

[†] SKKU Advanced Institute of Nano technology (SAINT) and School of Chemical Engineering,
Sungkyunkwan University, Suwon 440-746, Republic of Korea. Fax: 82 31 290 7254; Tel: 82 31
299 4723; E-mail: lutts@skku.edu

[‡] Department of chemistry, College of Natural Sciences Seoul National University, Daehack-
doug, Gwanak-gu, Seoul, 151-747, Republic of Korea. FAX: 82 2 871 6393; Tel: 82 2 880
6569; Email: byunghee@snu.ac.kr

[¶] Soft Innovative Materials Research Center, Korea Institute of Science and Technology,
Eunha-ri san 101, Bongdong-eup, Wanju-gun, Jeollabukdo (or Jeonbuk) 565-905, Republic of
Korea. Fax: 82 63 219 8419; Tel: 82 63 219 8114; E-mail:sukang.bae@gmail.com

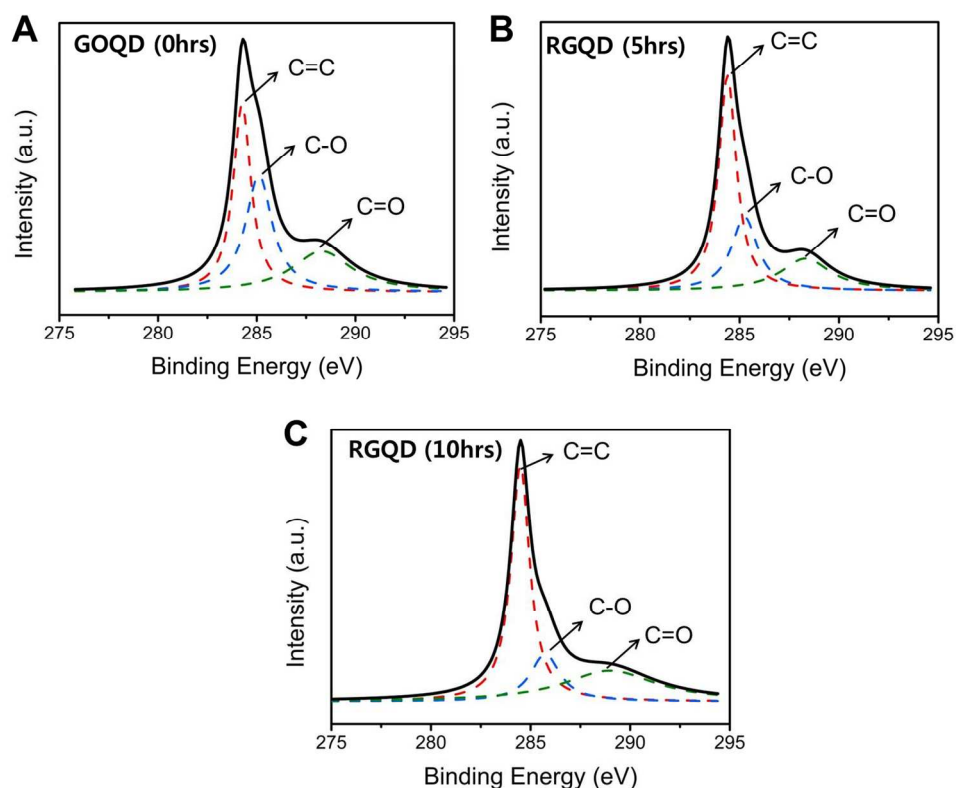


Figure S1. Deconvoluted XPS spectra of GOQD, GQD 5 and GQD 10, showing the change of chemical functional groups with reduction time.

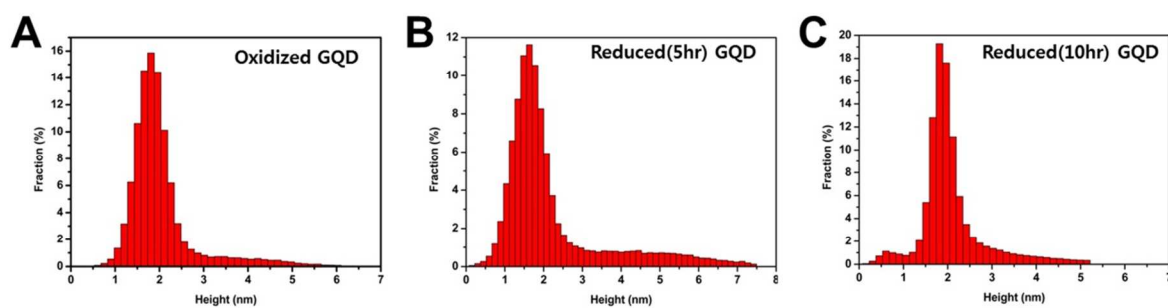


Figure S2. (A~C) Height distribution in the AFM images of GOQD, GQD 5, and GQD 10 (Fig. 3).

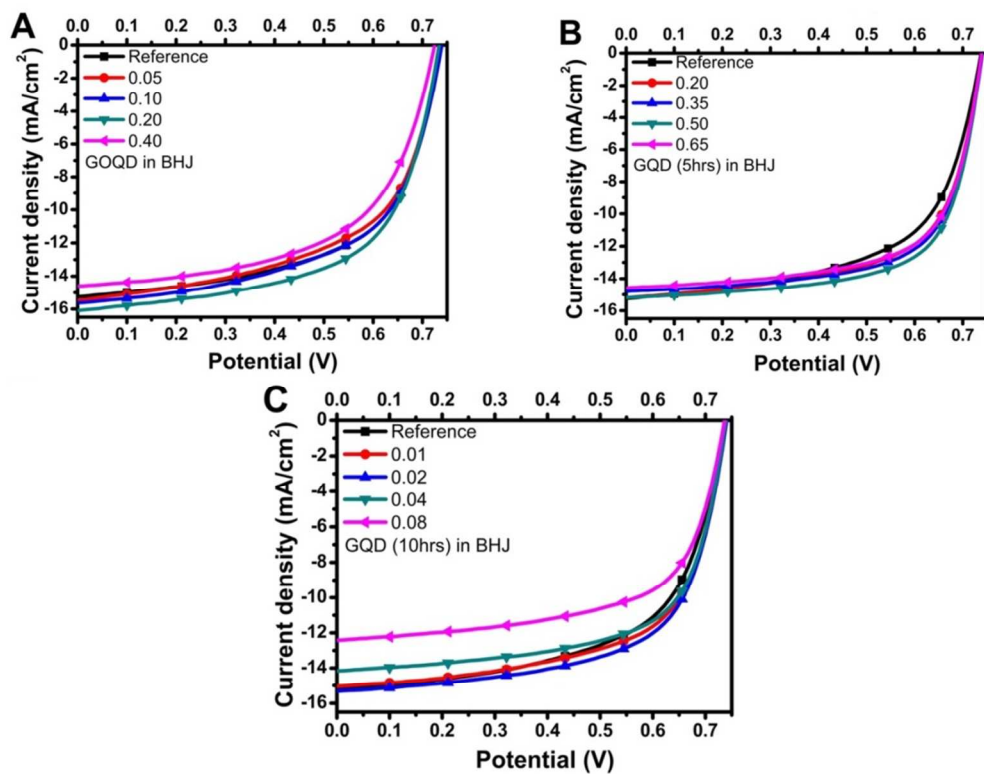


Figure S3. J - V curves of the BHJ devices with respect to varying concentrations of GOQD (A), GQD 5 (B) and GQD 10 (C).

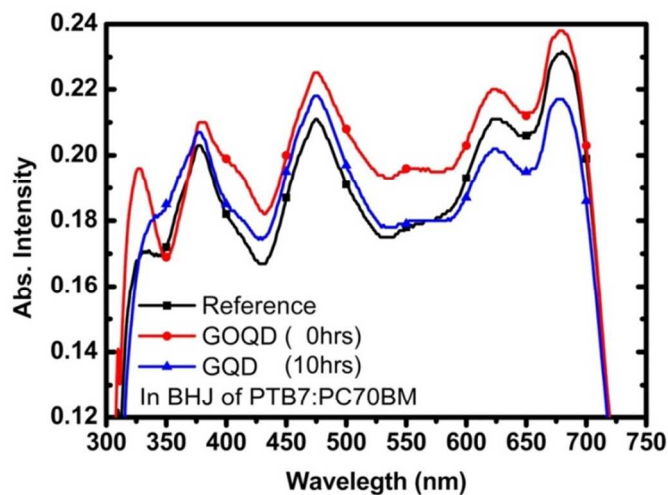


Figure S4. Absorption spectra of the BHJ films with no GQD (black), GOQD (red), and GQD 10 (blue).




Figure S5. AFM images (3μm×3μm) of the BHJ films with no GQD (A), GOQD (B), GQD 5 (C), and GQD 10 (D).

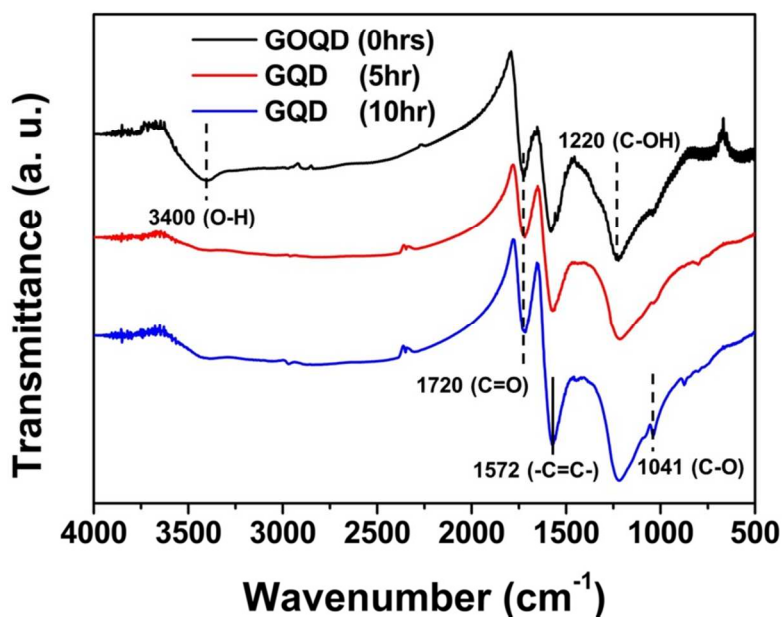


Figure S6. FT-IR spectra of GOQD, GQD 5 and GQD 10.