

Supplementary Information

Prototropic Interactions of Pyrimidine Nucleic Acid Bases with Acridine: A spectroscopic Investigation

Manas Kumar Sarangi , Ankita Mitra and Samita Basu*

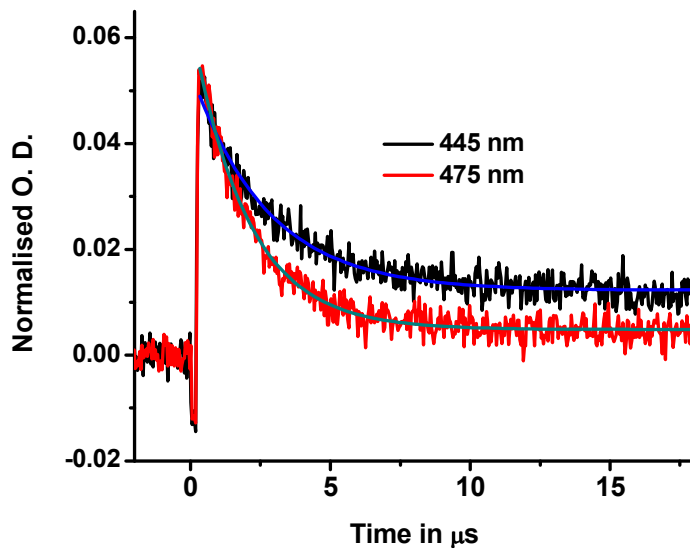
*Chemical Sciences Division, Saha Institute of Nuclear Physics, 1/AF, Bidhannagar, Kolkata
700064, India*

*Corresponding Author:

E-mail address: samita.basu@saha.ac.in

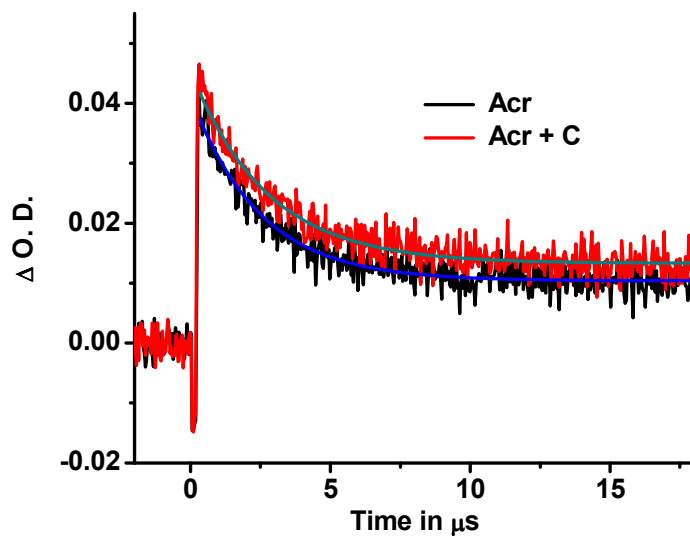
Telephone: +91-33-2337-5345, Fax: +91-33-2337-4637

S1.



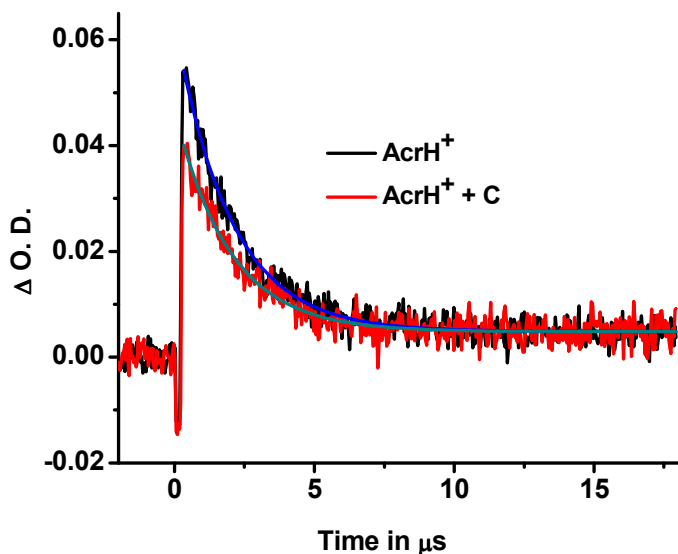
Acr: $\tau_{445} = 2.63\text{E}^{-6} \pm 7.07\text{E}^{-8}$ sec, AcrH⁺: $\tau_{475} = 1.98 \text{E}^{-6} \pm 3.79\text{E}^{-8}$ sec

S2. (A)



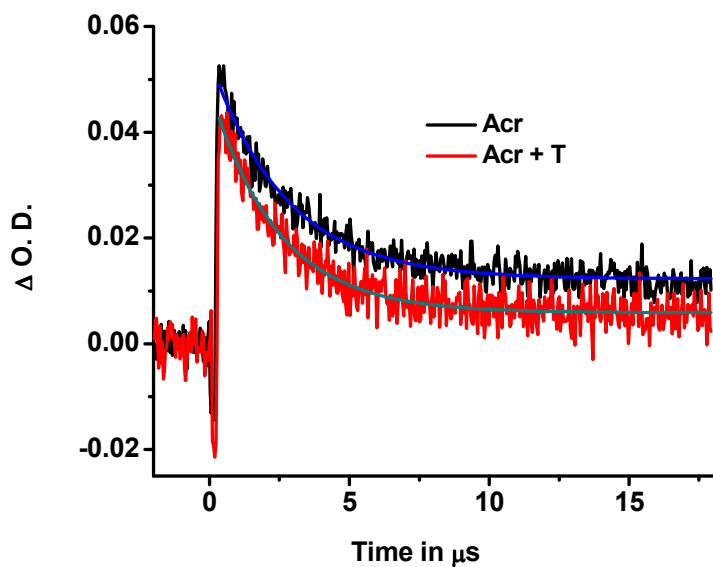
Acr: $\tau_{445} = 2.63\text{E}^{-6} \pm 7.97\text{E}^{-8}$ sec, Acr + C: $\tau_{445} = 2.64 \text{E}^{-6} \pm 9.09\text{E}^{-8}$ sec

S2.(B)



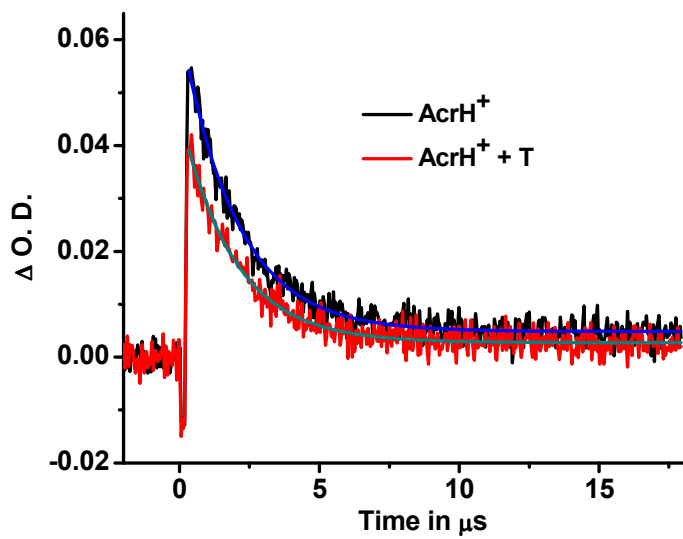
AcrH^+ : $\tau_{475} = 1.99\text{E}^{-6} \pm 3.87\text{E}^{-8}$ sec, $\text{AcrH}^+ + \text{C}$: $\tau_{475} = 1.93 \text{E}^{-6} \pm 5.59\text{E}^{-8}$ sec

S3.(A)



Acr : $\tau_{445} = 2.63\text{E}^{-6} \pm 8.4\text{E}^{-8}$ sec, $\text{Acr} + \text{T}$: $\tau_{445} = 2.62 \text{E}^{-6} \pm 7.07\text{E}^{-8}$ sec

S3.(B)



$AcrH^+$: $\tau_{475} = 2.0E^{-6} \pm 3.87E^{-8}$ sec, $AcrH^+ + T$: $\tau_{475} = 1.91 E-6 \pm 5.59E-8$ sec