

Supporting Information for


**One-Pot Synthesis of Monodisperse 5 nm Pd-Ni Nanoalloys for  
Electrocatalytic Ethanol Oxidation**

Kyungwon Lee,<sup>†</sup> Shin Wook Kang,<sup>†</sup> Su-Un Lee, Kyu-Hwan Park, Young Wook Lee, and  
Sang Woo Han\*


*Department of Chemistry and KI for the NanoCentury, KAIST, Daejeon 305-701, Korea*

\*Corresponding author. *E-mail:* sangwoohan@kaist.ac.kr

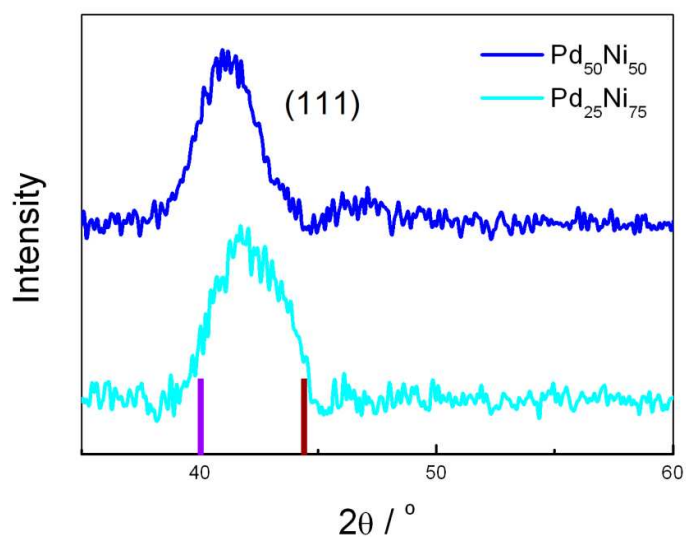
<sup>†</sup>These authors contributed equally to this work.



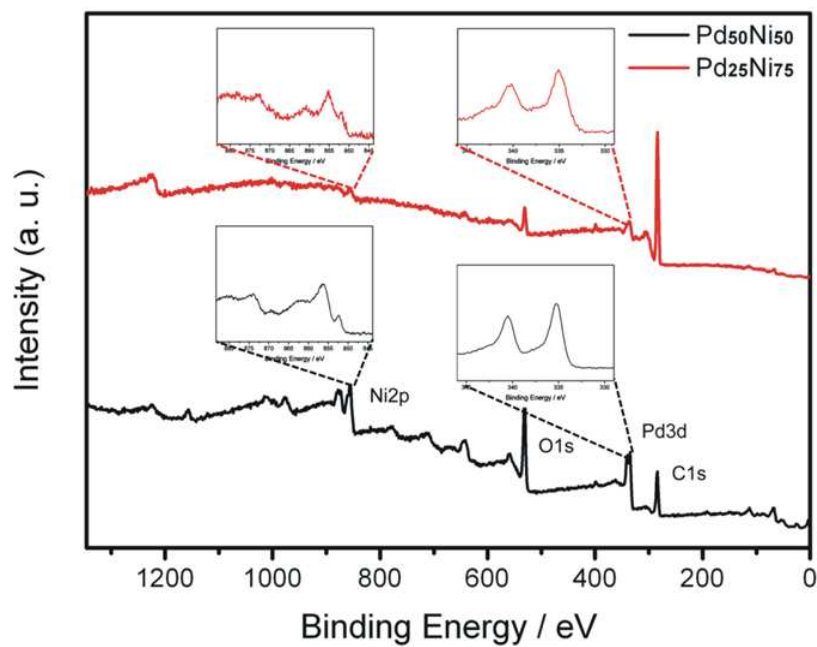
**Figure S1.** TEM image of the Pd<sub>75</sub>Ni<sub>25</sub> NPs.




**Figure S2.** TEM image of NPs prepared with a reaction mixture containing only Pd(acac)<sub>2</sub> as a metal precursor.



**Figure S3.** XRD patterns of the Pd<sub>50</sub>Ni<sub>50</sub> and Pd<sub>25</sub>Ni<sub>75</sub> NPs. The intensities and positions for pure Pd (purple line) and pure Ni (dark red line) references were taken from the JCPDS database.



**Figure S4.** XPS spectra of the Pd<sub>50</sub>Ni<sub>50</sub> and Pd<sub>25</sub>Ni<sub>75</sub> NPs.



**Figure S5.** TEM image of Pd-Ni alloy NPs prepared by a two-step synthesis method.