

Supporting Information

Oxidative Alkenylation of Aromatic Esters by Ruthenium-Catalyzed Twofold C–H Bond Cleavages

Karolina Graczyk, Wenbo Ma and Lutz Ackermann*

Institut für Organische und Biomolekulare Chemie, Georg-August-Universität,
Tammannstrasse 2, 37077 Göttingen, Germany

Fax: +49/ 551-39-6777

Lutz.Ackermann@chemie.uni-goettingen.de

General Remarks	S-2
Representative Procedures A and B: Ruthenium Catalyzed Oxidative Alkenylation of (Hetero)Aromatic Esters	S-3
Preparation and Characterization Data of Products 3	S-4
Intermolecular Competition Experiments	S-14
Experiments with Isotopically-Labeled Substrates	S-16
References	S-18
¹ H and ¹³ C NMR-Spectra	S-19

General Remarks

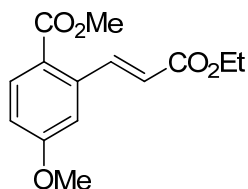
Catalytic reactions were carried out under air. 1,2-Dichloroethane was distilled over CaH₂. The esters **1** were obtained from commercial sources or were prepared from carboxylic acids or chlorides with the corresponding alcohol.^{1,2} The following starting material was synthesized according to previously described methods: **[D]₅-1s**.³ Yields refer to isolated compounds, estimated to be >95 % pure as determined by ¹H-NMR and GC. TLC: Macherey-Nagel, TLC plates Alugram® Sil G/UV254. Detection under UV light at 254 nm. Chromatography: Separations were carried out on Merck Silica 60 (0.040–0.063 mm, 70–230 mesh ASTM). All IR spectra were recorded on a BRUKER ALPHA-P spectrometer. MS: EI-MS: Finnigan MAT 95, 70 eV; ESI-MS: Finnigan LCQ. High resolution mass spectrometry (HRMS): APEX IV 7T FTICR, Bruker Daltonic. M. p.: Stuart® Melting Point Apparatus SMP3 melting point apparatus, values are uncorrected. ¹H, ¹³C, ¹⁹F NMR-spectra were recorded at 300 (¹H), 75 (¹³C, APT (Attached Proton Test)) and 283 MHz (¹⁹F), respectively, on Varian Unity-300 and AMX 300 instruments in CDCl₃ solutions. If not otherwise specified, chemical shifts (δ) are given in ppm.

General Procedure A: Ruthenium Catalyzed Oxidative Alkenylation of Aromatic Esters

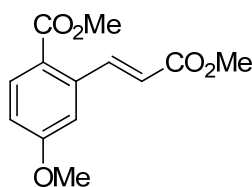
A suspension of methyl 4-methoxybenzoate (**1a**) (83.3 mg, 0.50 mmol), ethyl acrylate (**2a**) (110 mg, 1.10 mmol), [RuCl₂(*p*-cymene)]₂ (15.9 mg, 5.2 mol %), AgSbF₆ (68.3 mg, 40 mol %) and Cu(OAc)₂·H₂O (200 mg, 1.00 mmol) in DCE (2.0 mL) was at ambient temperature for 5 min, and then stirred at 100 °C for 16 h under an atmosphere of ambient air. At ambient temperature, the reaction mixture was diluted with sat. aq. NH₄Cl/NH₃ (1:1, 10 mL) and extracted with EtOAc (4 x 25 mL). The combined organic layers were dried over Na₂SO₄. After filtration and evaporation of the solvents *in vacuo*, the crude product was purified by column chromatography on silica gel (*n*-hexane/EtOAc: 50/1→25/1) to yield **3a** (81.9 mg, 62%) as a colorless solid.

General Procedure B: Ruthenium Catalyzed Oxidative Aerobic Alkenylation of Aromatic Esters and Heteroaromatic Esters with Cocatalytic Amounts of Cu(OAc)₂·H₂O

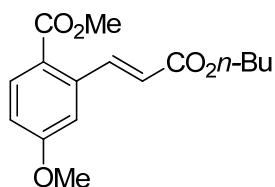
A suspension of methyl 4-methoxybenzoate (**1a**) (83.4 mg, 0.50 mmol), ethyl acrylate (**2a**) (107 mg, 1.07 mmol), [RuCl₂(*p*-cymene)]₂ (15.3 mg, 5.0 mol %), AgSbF₆ (35.3 mg, 20 mol %) and Cu(OAc)₂·H₂O (29.7 mg, 30 mol %) in DCE (2.0 mL) was pre-stirred at ambient temperature for 5 min under N₂. Thereafter, the reaction mixture was stirred at 100 °C for 16 h under an atmosphere of ambient air. At ambient temperature, the reaction mixture was diluted with sat. aq. NH₄Cl/NH₃ (1:1, 10 mL) and extracted with EtOAc (4 x 25 mL). The combined organic layers were dried over Na₂SO₄. After filtration and evaporation of the solvents *in vacuo*, the crude product was purified by column chromatography on silica gel (*n*-hexane/EtOAc: 50/1→25/1) to yield **3a** (72.4 mg, 55%) as a colorless solid.



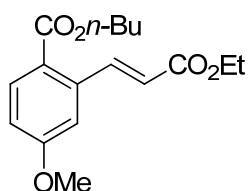
(E)-Methyl 2-(3-ethoxy-3-oxoprop-1-en-1-yl)-4-methoxybenzoate (3a): M. p. = 44–48 °C. ¹H-NMR (300 MHz, CDCl₃) δ = 8.48 (d, *J* = 15.9 Hz, 1H), 7.96 (d, *J* = 8.8 Hz, 1H), 7.02 (d, *J* = 2.6 Hz, 1H), 6.91 (dd, *J* = 8.8, 2.6 Hz, 1H), 6.25 (d, *J* = 15.9 Hz, 1H), 4.26 (q, *J* = 7.1 Hz, 2H), 3.88 (s, 3H), 3.86 (s, 3H), 1.33 (t, *J* = 7.1 Hz, 3H). ¹³C-NMR (75 MHz, CDCl₃) δ = 166.7 (C_q), 166.5 (C_q), 162.5 (C_q), 144.2 (CH), 139.0 (C_q), 133.1 (CH), 121.8 (C_q), 121.2 (CH), 114.6 (CH), 113.0 (CH), 60.6 (CH₂), 55.5 (CH₃), 52.1 (CH₃), 14.3 (CH₃). IR (neat): 2950, 2844, 1701, 1234, 1173, 1123, 1021, 974, 849 cm⁻¹. MS (EI): *m/z* (relative intensity) 264 ([M⁺] 7), 219 (9), 191 (99), 177 (8), 161 (12), 159 (8), 148 (14), 77 (4). HR-MS (ESI) *m/z* calcd for C₁₄H₁₆O₅ [M⁺] 264.0998, found 264.0999.



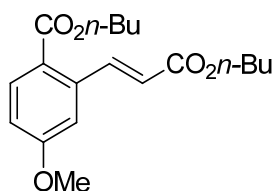
(E)-Methyl 4-methoxy-2-(3-methoxy-3-oxoprop-1-en-1-yl)benzoate (3b): The general procedure A was followed using methyl 4-methoxybenzoate (83.8 mg, 0.50 mmol) and methyl acrylate (87.7 mg, 1.01 mmol). Purification by column chromatography (*n*-hexane/EtOAc: 50/1) yielded **3b** (78.0 mg, 62%) as a colorless solid. M. p. = 68–70 °C. ¹H-NMR (300 MHz, CDCl₃) δ = 8.51 (d, *J* = 15.9 Hz, 1H), 7.97 (d, *J* = 8.8 Hz, 1H), 7.03 (d, *J* = 2.6 Hz, 1H), 6.93 (dd, *J* = 8.7, 2.6 Hz, 1H), 6.26 (d, *J* = 15.9 Hz, 1H), 3.89 (s, 3H), 3.87 (s, 3H), 3.81 (s, 3H). ¹³C-NMR (75 MHz, CDCl₃) δ = 166.9 (C_q), 166.7 (C_q), 162.5 (C_q), 144.5 (CH), 139.0 (C_q), 133.1 (CH), 121.8 (C_q), 120.8 (CH), 114.6 (CH), 113.1 (CH), 55.5 (CH₃), 52.1 (CH₃), 51.8 (CH₃). IR (neat): 2954, 1708, 1253, 1175, 1123, 1019, 851, 780 cm⁻¹. MS (EI): *m/z* (relative intensity) 250 ([M⁺] 5), 219 (7), 191 (99), 176 (8), 160 (12), 148 (16), 89 (17), 77 (5). HR-MS (ESI) *m/z* calcd for C₁₃H₁₄O₅ [M⁺] 250.0841, found 250.0842.



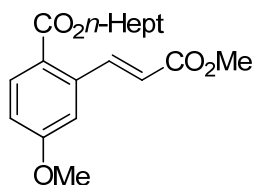
(E)-Methyl 2-(3-*n*-butoxy-3-oxoprop-1-en-1-yl)-4-methoxybenzoate (3c): The general procedure A was followed using methyl 4-methoxybenzoate (83.9 mg, 0.50 mmol) and *n*-butyl acrylate (133 mg, 1.04 mmol). Purification by column chromatography (*n*-pentane/EtOAc: 50/1) yielded **3c** (86.6 mg, 59%) as a colorless oil. ¹H-NMR (300 MHz, CDCl₃) δ = 8.49 (d, *J* = 15.9 Hz, 1H), 7.97 (d, *J* = 8.8 Hz, 1H), 7.04 (d, *J* = 2.6 Hz, 1H), 6.92 (dd, *J* = 8.8, 2.6 Hz, 1H), 6.26 (d, *J* = 15.9 Hz, 1H), 4.22 (t, *J* = 6.7 Hz, 2H), 3.89 (s, 3H), 3.88 (s, 3H), 1.77–1.63 (m, 2H), 1.51–1.37 (m, 2H), 0.96 (t, *J* = 7.4 Hz, 3H). ¹³C-NMR (75 MHz, CDCl₃) δ = 166.7 (C_q), 166.6 (C_q), 162.5 (C_q), 144.2 (CH), 139.0 (C_q), 133.1 (CH), 121.9 (C_q), 121.2 (CH), 114.6 (CH), 113.0 (CH), 64.5 (CH₂), 55.5 (CH₃), 52.1 (CH₃), 30.7 (CH₂), 19.2 (CH₂), 13.8 (CH₃). IR (neat): 2957, 1708, 1599, 1254, 1168, 1126, 1088, 1032 cm⁻¹. MS (EI): *m/z* (relative intensity) 292 ([M⁺] 3), 219 (6), 191 (99), 177 (8), 161 (7), 148 (11), 89 (5), 77 (4). HR-MS (ESI) *m/z* calcd for C₁₆H₂₀O₅ [M⁺] 292.1311, found 292.1313.



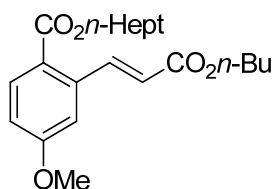
(E)-*n*-Butyl 2-(3-ethoxy-3-oxoprop-1-en-1-yl)-4-methoxybenzoate (3d): The general procedure A was followed using *n*-butyl 4-methoxybenzoate (106 mg, 0.51 mmol) and ethyl acrylate (99.5 mg, 0.94 mmol). Purification by column chromatography (*n*-hexane/EtOAc: 50/1→25/1) yielded **3d** (87.5 mg, 61%) as a colorless oil. ¹H-NMR (300 MHz, CDCl₃) δ = 8.47 (d, *J* = 15.8 Hz, 1H), 7.96 (d, *J* = 8.7 Hz, 1H), 7.00 (s, 1H), 6.91 (d, *J* = 8.7 Hz, 1H), 6.24 (d, *J* = 15.8 Hz, 1H), 4.35–4.10 (m, 4H), 3.85 (s, 3H), 1.83–1.65 (m, 2H), 1.53–1.39 (m, 2H), 1.32 (t, *J* = 7.1 Hz, 3H), 0.95 (t, *J* = 7.3 Hz, 3H). ¹³C-NMR (75 MHz, CDCl₃) δ = 166.4 (C_q), 166.4 (C_q), 162.3 (C_q), 144.4 (CH), 138.8 (C_q), 133.0 (CH), 122.2 (C_q), 121.0 (CH), 114.6 (CH), 113.0 (CH), 65.0 (CH₂), 60.5 (CH₂), 55.5 (CH₃), 30.7 (CH₂), 19.3 (CH₂), 14.3 (CH₃), 13.7 (CH₃). IR (neat): 2960, 2935, 1706, 1251, 1251, 1171, 1126, 1086, 1031 cm⁻¹. MS (EI): *m/z* (relative intensity) 306 ([M⁺] 4), 233 (35), 203 (10), 177 (99), 161 (20), 118 (5), 89 (6), 77 (5). HR-MS (ESI) *m/z* calcd for C₁₇H₂₂O₅ [M⁺] 306.1467, found 306.1466.



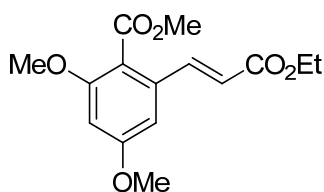
(E)-*n*-Butyl 2-(3-*n*-butoxy-3-oxoprop-1-en-1-yl)-4-methoxybenzoate (3e): The general procedure A was followed using *n*-butyl 4-methoxybenzoate (107 mg, 0.52 mmol) and *n*-butyl acrylate (128 mg, 1.00 mmol). Purification by column chromatography (*n*-hexane/EtOAc: 50/1→25/1) yielded **3e** (97.4 mg, 57%) as a colorless oil. ¹H-NMR (300 MHz, CDCl₃) δ = 8.48 (d, *J* = 15.9 Hz, 1H), 7.97 (d, *J* = 8.8 Hz, 1H), 7.02 (d, *J* = 2.5 Hz, 1H), 6.92 (dd, *J* = 8.8, 2.5 Hz, 1H), 6.25 (d, *J* = 15.9 Hz, 1H), 4.30 (t, *J* = 6.6 Hz, 2H), 4.21 (t, *J* = 6.7 Hz, 2H), 3.87 (s, 3H), 1.80–1.62 (m, 4H), 1.54–1.33 (m, 4H), 0.96 (t, *J* = 7.3 Hz, 3H), 0.96 (t, *J* = 7.4 Hz, 3H). ¹³C-NMR (75 MHz, CDCl₃) δ = 166.6 (C_q), 166.4 (C_q), 162.4 (C_q), 144.4 (CH), 138.9 (C_q), 133.1 (CH), 122.4 (C_q), 121.1 (CH), 114.6 (CH), 113.0 (CH), 65.0 (CH₂), 64.5 (CH₂), 55.5 (CH₃), 30.8 (CH₂), 30.7 (CH₂), 19.3 (CH₂), 19.2 (CH₂), 13.7 (CH₃), 13.7 (CH₃). IR (neat): 2959, 2873, 1707, 1599, 1251, 1169, 1126, 1085, 1032 cm⁻¹. MS (EI): *m/z* (relative intensity) 334 ([M⁺] 3), 261 (4), 233 (36), 203 (7), 178 (13), 177 (99) 161 (21), 77 (4). HR-MS (ESI) *m/z* calcd for C₁₉H₂₆O₅ [M⁺] 334.1780, found 334.1784.



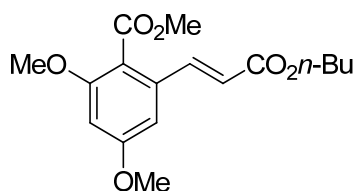
(E)-*n*-Heptyl 4-methoxy-2-(3-methoxy-3-oxoprop-1-en-1-yl)benzoate (3f): The general procedure A was followed using *n*-heptyl 4-methoxybenzoate (134 mg, 0.54 mmol) and methyl acrylate (128 mg, 1.01 mmol). Purification by column chromatography (*n*-hexane/EtOAc: 50/1→25/1) yielded **3f** (121 mg, 68%) as a colorless oil. ¹H-NMR (300 MHz, CDCl₃) δ = 8.50 (d, *J* = 15.9 Hz, 1H), 7.97 (d, *J* = 8.7 Hz, 1H), 7.01 (d, *J* = 2.6 Hz, 1H), 6.92 (dd, *J* = 8.7, 2.6 Hz, 1H), 6.25 (d, *J* = 15.9 Hz, 1H), 4.28 (t, *J* = 6.7 Hz, 2H), 3.86 (s, 3H), 3.80 (s, 3H), 1.82–1.64 (m, 2H), 1.49–1.18 (m, 8H), 0.87 (t, *J* = 6.8 Hz, 3H). ¹³C-NMR (75 MHz, CDCl₃) δ = 166.9 (C_q), 166.3 (C_q), 162.4 (C_q), 144.6 (CH), 138.8 (C_q), 133.0 (CH), 122.2 (C_q), 120.6 (CH), 114.6 (CH), 113.0 (CH), 65.3 (CH₂), 55.5 (CH₃), 51.7 (CH₃), 31.7 (CH₂), 28.9 (CH₂), 28.7 (CH₂), 26.0 (CH₂), 22.6 (CH₂), 14.0 (CH₃). IR (neat): 2929, 2856, 1707, 1251, 1192, 1168, 1126, 1033 cm⁻¹. MS (EI): *m/z* (relative intensity) 334 ([M⁺] 7), 275 (26), 203 (7), 191 (7), 178 (15) 177 (99), 161 (8), 77 (2). HR-MS (ESI) *m/z* calcd for C₁₉H₂₆O₅ [M⁺] 334.1780, found 334.1781.



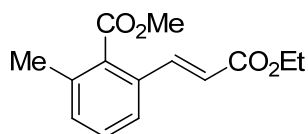
(E)-n-Heptyl 2-(3-n-butoxy-3-oxoprop-1-en-1-yl)-4-methoxybenzoate (3g): The general procedure A was followed using *n*-heptyl 4-methoxybenzoate (115 mg, 0.46 mmol) and *n*-butyl acrylate (131 mg, 1.02 mmol). Purification by column chromatography (*n*-hexane/EtOAc: 50/1) yielded **3g** (106 mg, 84%) as a colorless oil. ¹H-NMR (300 MHz, CDCl₃) δ = 8.48 (d, *J* = 15.9 Hz, 1H), 7.97 (d, *J* = 8.8 Hz, 1H), 7.02 (d, *J* = 2.6 Hz, 1H), 6.93 (dd, *J* = 8.8, 2.6 Hz, 1H), 6.25 (d, *J* = 15.9 Hz, 1H), 4.29 (t, *J* = 6.7 Hz, 2H), 4.21 (t, *J* = 6.7 Hz, 2H), 3.87 (s, 3H), 1.79–1.61 (m, 4H), 1.52 – 1.25 (m, 10H), 0.96 (t, *J* = 7.4 Hz, 3H), 0.87 (t, *J* = 6.8 Hz, 3H). ¹³C-NMR (75 MHz, CDCl₃) δ = 166.5 (C_q), 166.4 (C_q), 162.4 (C_q), 144.4 (CH), 138.9 (C_q), 133.0 (CH), 122.4 (C_q), 121.1 (CH), 114.6 (CH), 113.0 (CH), 65.3 (CH₂), 64.5 (CH₂), 55.5 (CH₃), 31.7 (CH₂), 30.8 (CH₂), 29.0 (CH₂), 28.7 (CH₂), 26.0 (CH₂), 22.6 (CH₂), 19.2 (CH₂), 14.0 (CH₃), 13.7 (CH₃). IR (neat): 2956, 2929, 2857, 1708, 1252, 1169, 1126, 10832 cm⁻¹. MS (EI): *m/z* (relative intensity) 376 ([M⁺] 2), 275 (32), 203 (17), 178 (14, 177 (99), 161 (22) 43 (9), 44 (16). HR-MS (ESI) *m/z* calcd for C₂₂H₃₂O₅ [M⁺] 376.2250, found 376.2249.



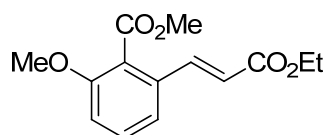
(E)-Methyl 2-(3-ethoxy-3-oxoprop-1-en-1-yl)-4,6-dimethoxybenzoate (3h): The general procedure A was followed using methyl 2,4-dimethoxybenzoate (102 mg, 0.52 mmol) and ethyl acrylate (100 mg, 1.00 mmol). Purification by column chromatography (*n*-hexane/EtOAc: 50/1) yielded **3g** (82.5 mg, 54%) as a colorless solid. M. p. = 88–90 °C. ¹H-NMR (300 MHz, CDCl₃) δ = 7.66 (d, *J* = 15.9 Hz, 1H), 6.67 (d, *J* = 2.2 Hz, 1H), 6.49 (d, *J* = 2.2 Hz, 1H), 6.35 (d, *J* = 15.9 Hz, 1H), 4.24 (q, *J* = 7.1 Hz, 2H), 3.92 (s, 3H), 3.84 (s, 3H), 3.82 (s, 3H), 1.32 (t, *J* = 7.1 Hz, 3H). ¹³C-NMR (75 MHz, CDCl₃) δ = 167.5 (C_q), 166.3 (C_q), 161.6 (C_q), 158.4 (C_q), 141.4 (CH), 134.8 (C_q), 121.3 (CH), 117.1 (C_q), 102.2 (CH), 100.2 (CH), 60.6 (CH₂), 56.0 (CH₃), 55.5 (CH₃), 52.5 (CH₃), 14.2 (CH₃). IR (neat): 2962, 1703, 1267, 1202, 1157, 1096, 1045, 979 cm⁻¹. MS (EI): *m/z* (relative intensity) 294 ([M⁺] 7), 263 (5), 249 (6), 233 (5), 222 (15), 221 (99), 207 (10), 191 (13). HR-MS (ESI) *m/z* calcd for C₁₅H₁₈O₆ [M⁺] 294.1103, found 294.1101.



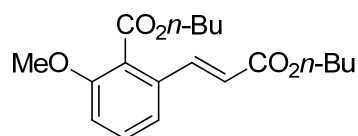
(E)-Methyl 2-(3-*n*-butoxy-3-oxoprop-1-en-1-yl)-4,6-dimethoxybenzoate (3i): The general procedure A was followed using methyl 2,4-dimethoxybenzoate (97.3 mg, 0.50 mmol) and *n*-butyl acrylate (130 mg, 1.01 mmol). Purification by column chromatography (*n*-hexane/EtOAc: 50/1) yielded **3i** (90.2 mg, 56%) as a colorless solid. M. p. = 69–71 °C. ¹H-NMR (300 MHz, CDCl₃) δ = 7.66 (d, *J* = 15.8 Hz, 1H), 6.68 (d, *J* = 2.2 Hz, 1H), 6.50 (d, *J* = 2.2 Hz, 1H), 6.35 (d, *J* = 15.8 Hz, 1H), 4.19 (t, *J* = 6.6 Hz, 2H), 3.91 (s, 3H), 3.84 (s, 3H), 3.82 (s, 3H), 1.76–1.59 (m, 2H), 1.51–1.32 (m, 2H), 0.96 (t, *J* = 7.4 Hz, 3H). ¹³C-NMR (75 MHz, CDCl₃) δ = 167.5 (C_q), 166.4 (C_q), 161.6 (CH), 158.4 (C_q), 141.4 (CH), 134.8 (C_q), 121.3 (CH), 117.1 (C_q), 102.2 (CH), 100.2 (CH), 64.6 (CH₂), 56.1 (CH₃), 55.5 (CH₃), 52.5 (CH₃), 30.7 (CH₂), 19.2 (CH₂), 13.7 (CH₃). IR (neat): 2984, 2841, 1711, 1266, 1235, 1202, 1041, 832 cm⁻¹. MS (EI): *m/z* (relative intensity) 322 ([M⁺] 4), 249 (5), 222 (16), 221 (99), 207 (15), 191 (15), 178 (6), 41 (11). HR-MS (ESI) *m/z* calcd for C₁₇H₂₂O₆ [M⁺] 322.1416, found 322.1415.



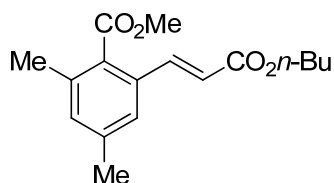
(E)-Methyl 2-(3-ethoxy-3-oxoprop-1-en-1-yl)-6-methylbenzoate (3j): The general procedure A was followed using methyl 2-methylbenzoate (75.2 mg, 0.50 mmol) and ethyl acrylate (130 mg, 1.03 mmol). Purification by column chromatography (*n*-hexane/EtOAc: 50/1→25/1) yielded **3j** (59.8 mg, 48%) as a colorless oil. ¹H-NMR (300 MHz, CDCl₃) δ = 7.68 (d, *J* = 15.8 Hz, 1H), 7.44 (d, *J* = 7.4 Hz, 1H), 7.30 (dd, *J* = 7.6, 7.4, Hz, 1H), 7.21 (d, *J* = 7.6 Hz, 1H), 6.35 (d, *J* = 15.8 Hz, 1H), 4.23 (q, *J* = 7.1 Hz, 2H), 3.94 (s, 3H), 2.33 (s, 3H), 1.31 (t, *J* = 7.1 Hz, 3H). ¹³C-NMR (75 MHz, CDCl₃) δ = 169.2 (C_q), 166.4 (C_q), 141.6 (CH), 135.8 (C_q), 134.0 (C_q), 132.3 (C_q), 131.6 (CH), 129.7 (CH), 123.9 (CH), 120.7 (CH), 60.5 (CH₂), 52.3 (CH₃), 19.6 (CH₃), 14.2 (CH₃). IR (neat): 2983, 2953, 1711, 1267, 1229, 1165, 1116, 1072 cm⁻¹. MS (EI): *m/z* (relative intensity) 248 ([M⁺] 5), 203 (12), 189 (35), 175 (99), 161 (32), 147 (80), 132 (18), 115 (37). HR-MS (ESI) *m/z* calcd for C₁₄H₁₆O₄ [M⁺] 248.1049, found 248.1048. The analytical data are in accordance with those reported in the literature.⁴



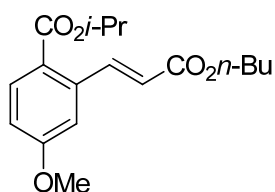
(E)-Methyl 2-(3-ethoxy-3-oxoprop-1-en-1-yl)-6-methoxybenzoate (3k): The general procedure A was followed using methyl 2-methoxybenzoate (88.9 mg, 0.53 mmol) and ethyl acrylate (103 mg, 1.02 mmol). Purification by column chromatography (*n*-hexane/EtOAc: 50/1→25/1→17/1) yielded **3k** (73.5 mg, 51%) as a colorless oil. ¹H-NMR (300 MHz, CDCl₃) δ = 7.61 (d, *J* = 15.9 Hz, 1H), 7.37 (d, *J* = 8.2 Hz, 1H), 7.22 (d, *J* = 7.8 Hz, 1H), 6.95 (d, *J* = 8.2 Hz, 1H), 6.39 (d, *J* = 15.9 Hz, 1H), 4.24 (q, *J* = 7.1 Hz, 2H), 3.95 (s, 3H), 3.85 (s, 3H), 1.32 (t, *J* = 7.1 Hz, 3H). ¹³C-NMR (75 MHz, CDCl₃) δ = 167.6 (C_q), 166.3 (C_q), 156.7 (C_q), 140.9 (CH), 133.3 (C_q), 130.8 (CH), 124.1 (C_q), 121.4 (CH), 118.6 (CH), 112.3 (CH), 60.6 (CH₂), 56.1 (CH₃), 52.6 (CH₃), 14.3 (CH₃). IR (neat): 2981, 2951, 1709, 1258, 1173, 1113, 1066, 1030 cm⁻¹. MS (EI): *m/z* (relative intensity) 264 ([M⁺] 7), 219 (7), 203 (9), 191 (99), 177 (19), 161 (13) 89 (6), 77 (5). HR-MS (ESI) *m/z* calcd for C₁₄H₁₆O₅ [M⁺] 264.0998, found 264.1001.



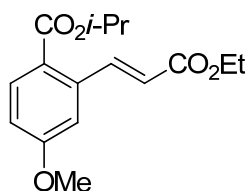
(E)-n-Butyl 2-(3-n-butoxy-3-oxoprop-1-en-1-yl)-6-methoxybenzoate (3l): The general procedure A was followed using *n*-butyl 2-methoxybenzoate (106 mg, 0.51 mmol) and *n*-butyl acrylate (200 mg, 1.56 mmol). Purification by column chromatography (*n*-hexane/EtOAc: 25/1→10/1→6/1) yielded **3l** (106 mg, 63%) as a colorless oil. ¹H-NMR (300 MHz, CDCl₃) δ = 7.64 (d, *J* = 15.9 Hz, 1H), 7.35 (dd, *J* = 8.2, 7.8 Hz, 1H), 7.20 (d, *J* = 7.8 Hz, 1H), 6.94 (d, *J* = 8.2 Hz, 1H), 6.38 (d, *J* = 15.9 Hz, 1H), 4.37 (t, *J* = 6.7 Hz, 2H), 4.18 (t, *J* = 6.7 Hz, 2H), 3.84 (s, 3H), 1.87–1.55 (m, 4H), 1.54–1.30 (m, 4H), 0.95 (t, *J* = 7.4 Hz, 3H), 0.95 (t, *J* = 7.3 Hz, 3H). ¹³C-NMR (75 MHz, CDCl₃) δ = 167.2 (C_q), 166.3 (C_q), 156.6 (C_q), 140.9 (CH), 133.3 (C_q), 130.6 (CH), 124.5 (C_q), 121.4 (CH), 118.6 (CH), 112.3 (CH), 65.5 (CH₂), 64.5 (CH₂), 56.0 (CH₃), 30.7 (CH₂), 30.6 (CH₂), 19.2 (CH₂), 19.1 (CH₂), 13.7 (CH₃), 13.6 (CH₃). IR (neat): 2959, 2935, 2873, 1713, 1260, 1168, 1112, 1066 cm⁻¹. MS (EI): *m/z* (relative intensity) 334 ([M⁺] 5), 261 (8), 233 (35), 203 (8), 178 (14), 177 (99), 161 (18), 41 (14). HR-MS (ESI) *m/z* calcd for C₁₉H₂₆O₅ [M⁺] 334.1780, found 334.1781.



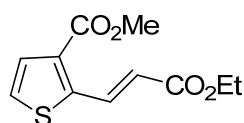
(E)-Methyl 2-(3-*n*-butoxy-3-oxoprop-1-en-1-yl)-4,6-dimethylbenzoate (3m): The general procedure A was followed using methyl 2,4-dimethylbenzoate (82.9 mg, 0.50 mmol) and *n*-butyl acrylate (129 mg, 1.00 mmol). Purification by column chromatography (*n*-hexane/EtOAc: 50/1→25/1) yielded **3m** (83.3 mg, 57%) as a colorless oil. ¹H-NMR (300 MHz, CDCl₃) δ = 7.70 (d, *J* = 15.9 Hz, 1H), 7.27 (s, 1H), 7.05 (s, 1H), 6.35 (d, *J* = 15.9 Hz, 1H), 4.19 (t, *J* = 6.7 Hz, 2H), 3.93 (s, 3H), 2.34 (s, 3H), 2.32 (s, 3H), 1.77–1.60 (m, 2H), 1.52–1.37 (m, 2H), 0.96 (t, *J* = 7.3 Hz, 3H). ¹³C-NMR (75 MHz, CDCl₃) δ = 169.4 (C_q), 166.6 (C_q), 142.0 (CH), 139.7 (C_q), 136.0 (C_q), 132.6 (CH), 132.5 (C_q), 131.3 (C_q), 124.6 (CH), 120.4 (CH), 64.4 (CH₂), 52.2 (CH₃), 30.7 (CH₂), 21.2 (CH₃), 19.7 (CH₃), 19.2 (CH₂), 13.7 (CH₃). IR (neat): 2957, 2873, 1711, 1258, 1165, 1083, 975, 853 cm⁻¹. MS (EI): *m/z* (relative intensity) 290 ([M⁺] 5), 231 (15), 189 (99), 175 (46), 159 (14), 146 (13), 115 (12), 77 (5). HR-MS (ESI) *m/z* calcd for C₁₇H₂₂O₄ [M⁺] 290.1518, found 290.1516.



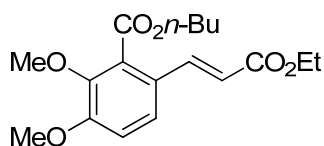
(E)-*iso*-Propyl 2-(3-*n*-butoxy-3-oxoprop-1-en-1-yl)-4-methoxybenzoate (3n): The general procedure A was followed using *iso*-propyl 4-methoxybenzoate (98.9 mg, 0.51 mmol) and *n*-butyl acrylate (132 mg, 1.03 mmol). Purification by column chromatography (*n*-hexane/EtOAc: 100/1→50/1) yielded **3n** (102 mg, 63%) as a colorless oil. ¹H-NMR (300 MHz, CDCl₃) δ = 8.47 (d, *J* = 15.9 Hz, 1H), 7.95 (d, *J* = 8.8 Hz, 1H), 7.02 (d, *J* = 2.6 Hz, 1H), 6.92 (dd, *J* = 8.8, 2.6 Hz, 1H), 6.25 (d, *J* = 15.9 Hz, 1H), 5.24 (hept, *J* = 6.2 Hz, 1H), 4.22 (t, *J* = 6.7 Hz, 2H), 3.87 (s, 3H), 1.78–1.59 (m, 2H), 1.53–1.39 (m, 2H), 1.37 (d, *J* = 6.3 Hz, 6H), 0.96 (t, *J* = 7.4 Hz, 3H). ¹³C-NMR (75 MHz, CDCl₃) δ = 166.5 (C_q), 165.8 (C_q), 162.2 (C_q), 144.3 (CH), 138.5 (C_q), 132.9 (CH), 122.8 (C_q), 120.8 (CH), 114.6 (CH), 112.9 (CH), 68.7 (CH), 64.5 (CH₂), 55.5 (CH₃), 30.8 (CH₂), 22.0 (CH₃), 19.3 (CH₂), 13.8 (CH₃). IR (neat): 2960, 2873, 1704, 1254, 1169, 1135, 1104, 1031 cm⁻¹. MS (EI): *m/z* (relative intensity) 320 ([M⁺] 4), 278 (4), 219 (13), 205 (6), 178 (16), 177 (99), 161 (14), 77 (3). HR-MS (ESI) *m/z* calcd for C₁₈H₂₄O₅ [M⁺] 320.1624, found 320.1629.



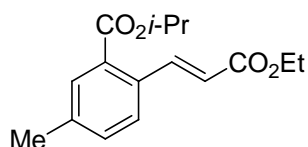
(E)-iso-Propyl 2-(3-ethoxy-3-oxoprop-1-en-1-yl)-4-methoxybenzoate (3o): The general procedure was followed using *iso*-propyl 4-methoxybenzoate (96.1 mg, 0.50 mmol) and ethyl acrylate (100 mg, 1.00 mmol). Purification by column chromatography (*n*-hexane/EtOAc: 10/1) yielded **3o** (75 mg, 52%) as a colorless oil. ¹H-NMR (300 MHz, CDCl₃) δ = 8.47 (d, *J* = 15.5 Hz, 1H), 7.95 (d, *J* = 8.7 Hz, 1H), 7.02 (d, *J* = 2.6 Hz, 1H), 6.92 (dd, *J* = 8.7, 2.6 Hz, 1H), 6.24 (d, *J* = 15.5 Hz, 1H), 5.24 (hept, *J* = 6.2 Hz, 1H), 4.27 (q, *J* = 7.1 Hz, 2H), 3.87 (s, 3H), 1.37 (d, *J* = 6.2 Hz, 6H), 1.34 (t, *J* = 7.1 Hz, 3H). ¹³C-NMR (75 MHz, CDCl₃) δ = 166.4 (C_q), 165.8 (C_q), 162.2 (C_q), 144.4 (CH), 138.5 (C_q), 132.9 (CH), 122.8 (C_q), 120.8 (CH), 114.6 (CH), 112.8 (CH), 68.7 (CH), 60.6 (CH₂), 55.5 (CH₃), 22.1 (CH₃), 14.4 (CH₃). IR (neat): 2980, 2939, 1703, 1254, 1171, 1135, 1104, 1030 cm⁻¹. MS (EI) *m/z* (relative intensity): 292 ([M⁺] 3), 250 (3), 233 (5), 219 (11), 205 (6), 177 (100), 161 (17), 89 (6), 77 (5). HR-MS (EI) *m/z* calcd for C₁₆H₂₀O₅ [M⁺] 292.1311, found: 292.1316.



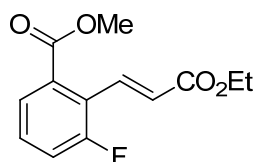
(E)-Methyl 2-(3-ethoxy-3-oxoprop-1-en-1-yl)thiophene-3-carboxylate (3p): The general procedure B was followed using methyl thiophene-3-carboxylate (71.0 mg, 0.50 mmol) and ethyl acrylate (98.1 mg, 0.98 mmol). Purification by column chromatography (*n*-hexane/EtOAc: 20/1) yielded **3p** (56 mg, 47%) as a colorless solid. M. p. = 42–44 °C. ¹H-NMR (300 MHz, CDCl₃) δ = 8.60 (d, *J* = 15.9 Hz, 1H), 7.48 (d, *J* = 5.3 Hz, 1H), 7.25 (d, *J* = 5.3 Hz, 1H), 6.36 (d, *J* = 15.9 Hz, 1H), 4.27 (q, *J* = 7.2 Hz, 2H), 3.90 (s, 3H), 1.33 (t, *J* = 7.2 Hz, 3H). ¹³C-NMR (75 MHz, CDCl₃) δ = 166.2 (C_q), 163.2 (C_q), 145.1 (C_q), 135.7 (CH), 131.8 (C_q), 130.5 (CH), 125.8 (CH), 121.1 (CH), 60.7 (CH₂), 52.0 (CH₃), 14.3 (CH₃). IR (neat): 3114, 3071, 2984, 2949, 1705, 1247, 1168, 982, 857, 710. MS (EI) *m/z* (relative intensity): 240 ([M⁺] 6), 195 (13), 167 (100), 152 (10), 135 (16), 108 (6), 96 (5), 82 (5), 63 (14). HR-MS (EI) *m/z* calcd for C₁₁H₁₂O₄S [M⁺] 240.0456, found: 240.0453.



(E)-n-Butyl 6-(3-ethoxy-3-oxoprop-1-en-1-yl)-2,3-dimethoxybenzoate (3q): The general procedure B was followed using *n*-butyl 4-methoxybenzoate (98.9 mg, 0.51 mmol) and ethyl acrylate (132 mg, 1.03 mmol). Purification by column chromatography (*n*-hexane/EtOAc: 20/1→15/1→8/1) yielded **3q** (126 mg, 72%) as a colorless oil. ¹H-NMR (300 MHz, CDCl₃) δ = 7.58 (d, *J* = 15.9 Hz, 1H), 7.36 (d, *J* = 8.7 Hz, 1H), 6.95 (d, *J* = 8.7 Hz, 1H), 6.27 (d, *J* = 15.9 Hz, 1H), 4.39 (t, *J* = 6.7 Hz, 2H), 4.23 (q, *J* = 7.1 Hz, 2H), 3.90 (s, 3H), 3.86 (s, 3H), 1.84–1.65 (m, 2H), 1.54–1.38 (m, 2H), 1.30 (t, *J* = 7.1 Hz, 3H), 0.95 (t, *J* = 7.4 Hz, 3H). ¹³C-NMR (75 MHz, CDCl₃) δ = 166.8 (C_q), 166.6 (C_q), 154.0 (C_q), 146.0 (C_q), 140.6 (CH), 130.2 (C_q), 124.8 (C_q), 123.0 (CH), 118.8 (CH), 113.4 (CH), 65.6 (CH₂), 61.6 (CH₃), 60.4 (CH₂), 56.0 (CH₃), 30.6 (CH₂), 19.1 (CH₂), 14.3 (CH₃), 13.6 (CH₃). IR (neat): 2960, 2938, 1709, 1490, 1246, 1176, 1158, 1055 cm⁻¹. MS (EI): *m/z* (relative intensity) 336 ([M⁺] 13), 263 (29), 235 (19), 233 (49), 207 (99), 192 (24) 176 (9), 147 (9). HR-MS (ESI) *m/z* calcd for C₁₈H₂₄O₆ [M⁺] 336.1573, found 336.1585.



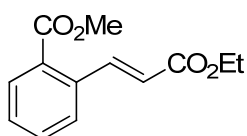
(E)-iso-Propyl 2-(3-ethoxy-3-oxoprop-1-en-1-yl)-5-methylbenzoate (3r): The general procedure A was followed using *iso*-propyl 3-methylbenzoate (78.1 mg, 0.44 mmol) and ethyl acrylate (103.2 mg, 1.03 mmol). Purification by column chromatography (*n*-hexane/EtOAc: 20/1) yielded **3r** (86.6 mg, 71%) as a colorless oil. ¹H-NMR (300 MHz, CDCl₃) δ = 8.37 (d, *J* = 15.9 Hz, 1H), 7.71 (m, 1H), 7.49 (d, *J* = 8.1 Hz, 1H), 7.32 (dm, *J* = 8.1 Hz, 1H), 6.27 (d, *J* = 15.9 Hz, 1H), 5.28 (hept, *J* = 6.4 Hz, 1H), 4.26 (q, *J* = 7.1 Hz, 2H), 2.40 (s, 3H), 1.39 (d, *J* = 6.4 Hz, 6H), 1.34 (t, *J* = 7.1 Hz, 3H). ¹³C-NMR (75 MHz, CDCl₃) δ = 166.6 (C_q), 166.6 (C_q), 143.5 (CH), 139.6 (C_q), 132.9 (C_q), 132.6 (CH), 131.0 (CH), 130.8 (C_q), 127.5 (CH), 119.8 (CH), 69.1 (CH), 60.5 (CH₂), 22.0 (CH₃), 21.2 (CH₃), 14.4 (CH₃). IR (neat): 2981, 2836, 1709, 1261, 1201, 1171, 1107, 1073 cm⁻¹. MS (EI): *m/z* (relative intensity) 276 ([M⁺] 5): 234 (10), 217 (8), 189 (10), 161 (100), 145 (15), 115 (10), 89 (3), 77 (3). HR-MS (EI) *m/z* calcd for C₁₆H₂₀O₄ [M⁺] 276.1362, found: 276.1367.



(E)-Methyl 2-(3-ethoxy-3-oxoprop-1-en-1-yl)-3-fluorobenzoate (3s): The general procedure was followed using methyl 3-fluorobenzoate (76.1 mg, 0.49 mmol) and ethyl acrylate (99.3 mg, 1.00 mmol). Purification by column chromatography (*n*-hexane/EtOAc: 50/3) yielded **3s** (37 mg, 30%) as a colorless oil. ¹H-NMR (300 MHz, CDCl₃) δ = 8.02 (d, *J* = 16.3 Hz, 1H), 7.68 (dd, *J* = 7.5 Hz, 0.8 Hz, 1H), 7.38–7.22 (m, 2H), 6.47 (dd, *J* = 16.3 Hz, 2.0 Hz, 1H), 4.25 (q, *J* = 7.1 Hz, 2H), 3.90 (s, 3H), 1.31 (t, *J* = 7.1 Hz, 3H). ¹³C-NMR (75 MHz, CDCl₃) δ = 166.6 (C_q), 166.5 (C_q), 161.9 (d, *J*_{CF} = 253 Hz, C_q), 136.1 (d, *J*_{CF} = 1 Hz, CH), 132.5 (d, *J*_{CF} = 3 Hz, C_q), 129.9 (d, *J*_{CF} = 9 Hz, CH), 126.3 (d, *J*_{CF} = 4 Hz, CH), 125.2 (d, *J*_{CF} = 12 Hz, CH), 123.6 (d, *J*_{CF} = 13 Hz, C_q), 119.8 (d, *J*_{CF} = 24 Hz, CH), 60.6 (CH₂), 52.6 (CH₃), 14.3 (CH₃). IR (neat): 2983, 2956, 1713, 1264, 1178, 1141, 1006, 758 cm⁻¹. ¹⁹F-NMR (283 MHz, CDCl₃): δ = -110.9 (ddd, *J* = 10 Hz, 5 Hz, 2 Hz). MS (EI) *m/z* (relative intensity): 252 ([M⁺] 3), 207 (13), 191 (15), 165 (10), 149 (12), 136 (13), 120 (13), 108 (9), 59 (13). HR-MS (EI) *m/z* calcd for C₁₃H₁₃FO₄ [M⁺] 252.0798, found: 252.0807.

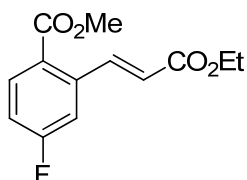
Intermolecular Competition Experiments

General Procedure C: Intermolecular Competition Experiment between Substrates 1a and 1t: A suspension of methyl 4-methoxybenzoate (250 mg, 1.50 mmol), methyl benzoate (208 mg, 1.53 mmol), ethyl acrylate (103 mg, 1.02 mmol), [RuCl₂(*p*-cymene)]₂ (16.0 mg, 5.2 mol %), AgSbF₆ (70.0 mg, 41 mol %) and Cu(OAc)₂·H₂O (200 mg, 1.00 mmol) in DCE (2.0 mL) was pre-stirred at ambient temperature for 5 min. Thereafter, the reaction mixture was stirred at 100 °C for 16 h under an atmosphere of ambient air. The reaction mixture was diluted with sat. aq. NH₄Cl/NH₃ (1:1, 10 mL) and extracted with EtOAc (4 x 25 mL). The combined organic layers were dried over Na₂SO₄. After filtration and evaporation of the solvents *in vacuo*, the crude product was purified by column chromatography on silica gel (*n*-hexane/EtOAc: 60/1→30/1→15/1) to yield **3a** (79.7 mg, 29%) and **3t** (31.6 mg, 13%) as a colorless oil.



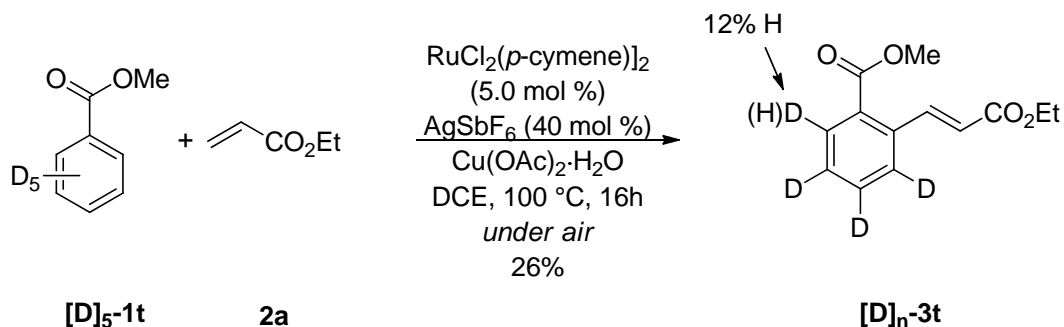
(E)-Methyl 2-(3-ethoxy-3-oxoprop-1-en-1-yl)benzoate (3t): ¹H-NMR (300 MHz, CDCl₃) δ = 8.42 (d, *J* = 15.9 Hz, 1H), 7.95 (dd, *J* = 7.8, 1.4 Hz, 1H), 7.59 (dd, *J* = 7.8, 1.5 Hz, 1H), 7.52 (ddd, *J* = 7.8, 7.5, 1.4 Hz, 1H), 7.42 (ddd, *J* = 7.8, 7.5, 1.5 Hz, 1H), 6.29 (d, *J* = 15.9 Hz, 1H), 4.27 (q, *J* = 7.1 Hz, 2H), 3.92 (s, 3H), 1.33 (t, *J* = 7.1 Hz, 3H). ¹³C-NMR (75 MHz, CDCl₃) δ = 167.1 (C_q), 166.5 (C_q), 143.6 (CH), 136.4 (C_q), 132.3 (CH), 130.7 (CH), 129.8 (C_q), 129.3 (CH), 127.9 (CH), 121.1 (CH), 60.5 (CH₂), 52.3 (CH₃), 14.3 (CH₃). IR (neat): 2983, 2953, 1710, 1255, 1175, 1129, 1076, 763 cm⁻¹. MS (EI): *m/z* (relative intensity) 234 ([M⁺] 3), 173 (10), 161 (99), 147 (8), 129 (9), 118 (8), 101 (8), 76 (7). HR-MS (ESI) *m/z* calcd for C₁₃H₁₄O₄ [M⁺] 234.0892, found 234.0890. The analytical data are in accordance with those reported in the literature.⁵

Intermolecular Competition Experiment between Substrates 1a and 1u: The general procedure C was followed using methyl 4-methoxybenzoate (250 mg, 1.50 mmol), methyl 4-fluorobenzoate (236 mg, 1.53 mmol), ethyl acrylate (105 mg, 1.05 mmol), $[\text{RuCl}_2(p\text{-cymene})]_2$ (16.8 mg, 5.5 mol %), AgSbF_6 (70.0 mg, 41 mol %) and $\text{Cu}(\text{OAc})_2 \cdot \text{H}_2\text{O}$ (201 mg, 1.01 mmol). Purification by column chromatography (*n*-hexane/EtOAc: 50/1→25/1) yielded **3a** (113 mg, 44%) and **3u** (23.4 mg, 9%) as a colorless oil.

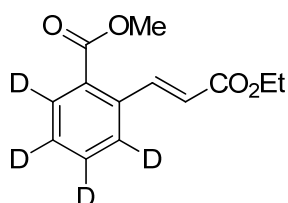


(E)-Methyl 2-(3-ethoxy-3-oxoprop-1-en-1-yl)-4-fluorobenzoate (3u): $^1\text{H-NMR}$ (300 MHz, CDCl_3) δ = 8.43 (d, J = 15.9 Hz, 1H), 8.01 (dd, J = 8.7, 5.8 Hz, 1H), 7.30–7.21 (m, 1H), 7.11 (ddd, J = 8.7, 7.7, 2.6 Hz, 1H), 6.28 (dd, J = 15.9, 0.9 Hz, 1H), 4.28 (qd, J = 7.1, 1.0 Hz, 2H), 3.92 (d, J = 1.0 Hz, 3H), 1.34 (td, J = 7.1, 1.0 Hz, 3H). $^{13}\text{C-NMR}$ (75 MHz, CDCl_3) δ = 166.2 (C_q), 166.2 (C_q), 164.7 (d, J_{CF} = 254.0 Hz, C_q), 142.5 (d, J_{CF} = 1.8 Hz, CH), 139.6 (d, J_{CF} = 8.8 Hz, C_q), 133.5 (d, J_{CF} = 9.3 Hz, CH), 125.8 (d, J_{CF} = 3.0 Hz, C_q), 122.2 (CH), 116.3 (d, J_{CF} = 21.7 Hz, CH), 114.8 (d, J_{CF} = 22.9 Hz, CH), 60.7 (CH_2), 52.4 (CH_3), 14.3 (CH_3). $^{19}\text{F-NMR}$ (285 MHz, CDCl_3) δ = -106.15 (dddd, J = 9.4, 7.4, 5.8, 1.5 Hz). IR (neat): 2984, 2955, 1711, 1251, 1213, 1176, 1117, 1077 cm^{-1} . MS (EI): m/z (relative intensity) 264 ($[\text{M}^+]$ 7), 252 (3), 207 (12), 180 (26), 179 (99), 151 (19) 136 (12), 94 (9). HR-MS (ESI) m/z calcd for $\text{C}_{13}\text{H}_{13}\text{FO}_4$ $[\text{M}^+]$ 252.0798, found 252.0800.

Experiments with Isotopically-Labeled Substrate



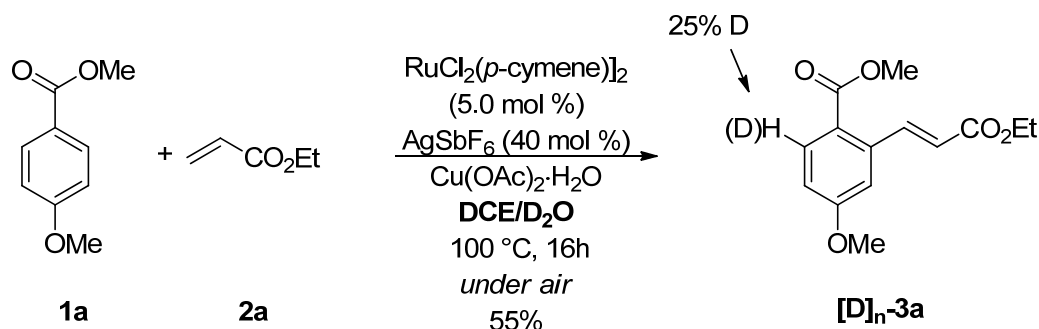
A mixture of methyl 1,2,3,4,5-pentadeuteriobenzoate (**[D]₅-1t**) (75.1 mg, 0.53 mmol), ethyl acrylate (**2a**) (107 mg, 1.07 mmol), $[\text{RuCl}_2(p\text{-cymene})_2]$ (16.1 mg, 2.6 mol %), AgSbF_6 (70.0 mg, 40 mol %) and $\text{Cu(OAc)}_2 \cdot \text{H}_2\text{O}$ (200 mg, 1.00 mmol) in DCE (2.0 mL) was stirred at ambient temperature for 5 min. Thereafter, the reaction mixture was stirred at 100 °C for 16 h under an atmosphere of ambient air. The reaction mixture was diluted with a solution of saturated aq. $\text{NH}_4\text{Cl}/\text{NH}_3$ (1:1, 20 mL) and extracted with EtOAc (3 x 25 mL). The combined organic layers were washed with brine (50 mL) and dried over Na_2SO_4 . After filtration and evaporation of the solvents *in vacuo*, the crude product was purified by column chromatography on silica gel (*n*-hexane/EtOAc: 60/1→30/1→10/1) to yield **[D]_n-3t** (32.6 mg, 26%) as a colorless oil. The H-incorporation in **[D]_n-3t** was estimated by $^1\text{H-NMR}$ spectroscopy.



(*E*)-methyl 2-(3-ethoxy-3-oxoprop-1-en-1-yl) 3,4,5-pentadeuteriobenzoate (**[D]_n-3t**):

$^1\text{H-NMR}$ (300 MHz, CDCl_3) δ = 8.43 (d, J = 15.9 Hz, 1H), 6.30 (d, J = 15.9 Hz, 1H), 4.27 (q, J = 7.1 Hz, 2H), 3.93 (s, 3H), 1.34 (t, J = 7.1 Hz, 3H). $^{13}\text{C-NMR}$ (125 MHz, CDCl_3) δ = 167.0 (C_q), 166.4 (C_q), 143.5 (CH), 136.2 (C_q), 131.7 (t, J = 24 Hz, CD), 130.3 (t, J = 24 Hz, CD), 129.6 (C_q), 128.7 (t, J = 24 Hz, CD), 127.4 (t, J = 24 Hz, CD), 121.1 (CH), 60.6 (CH_2), 52.4 (CH_3), 14.4 (CH_3). IR (neat): 2982, 2954, 1710, 1264, 1218, 1174, 1151, 1075 cm^{-1} . MS (EI): m/z (relative intensity) 302 ($[\text{M}^+]$ 100), 274 (34), 224 (33), 169 (30), 105 (67), 77 (55), 51 (14). HR-MS (ESI) m/z calcd for $\text{C}_{13}\text{H}_{10}\text{D}_4\text{O}_4$ $[\text{M}^+]$ 238.1143, found 238.1153.

Ruthenium-Catalyzed H/D Exchange in 1a with D₂O as Cosolvent

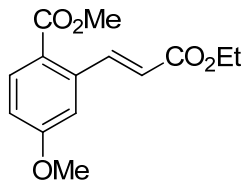


The general procedure A was followed using methyl 4-methoxybenzoate (85.4 mg, 0.51 mmol), ethyl acrylate (105 mg, 1.05 mmol), $[\text{RuCl}_2(p\text{-cymene})_2]$ (16.8 mg, 5.5 mol %), AgSbF_6 (70.0 mg, 41 mol %) and $\text{Cu}(\text{OAc})_2 \cdot \text{H}_2\text{O}$ (200 mg, 1.00 mmol) in a solvent mixture of DCE and D₂O (1.8/0.2 mL). Purification by column chromatography (*n*-hexane/EtOAc: 25/1) yielded **[D]_n-3a** (74.1 mg, 55%) as a colorless oil. The D-incorporation in **[D]_n-3a** was estimated by ¹H-NMR spectroscopy.

¹H-NMR (300 MHz, CDCl₃) δ = 8.49 (d, J = 15.8 Hz, 1H), 7.96 (d, J = 8.8 Hz, 1H), 7.02 (d, J = 2.6 Hz, 1H), 6.91 (dd, J = 8.8, 2.6 Hz, 1H), 6.25 (d, J = 15.8 Hz, 1H), 4.27 (q, J = 7.1 Hz, 2H), 3.88 (s, 3H), 3.86 (s, 3H), 1.33 (t, J = 7.1 Hz, 3H). ¹³C-NMR (75 MHz, CDCl₃) δ = 166.7 (C_q), 166.5 (C_q), 162.5 (C_q), 144.2 (CH), 139.0 (C_q), 133.1 (CH), 121.8 (C_q), 121.2 (CH), 114.6 (CH), 113.0 (CH), 60.6 (CH₂), 55.5 (CH₃), 52.1 (CH₃), 14.3 (CH₃). MS (EI): m/z (relative intensity) 302 ($[\text{M}^+]$ 100), 274 (34), 224 (33), 169 (30), 105 (67), 77 (55), 51 (14). IR (neat): 2981, 2952, 1255, 1172, 1126, 1089, 1031 cm⁻¹. HR-MS (ESI) m/z calcd for C₁₄H₁₅DO₅ [M^+] 265.1065, found 265.1073.

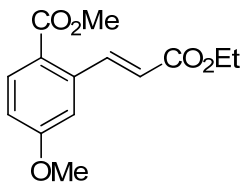
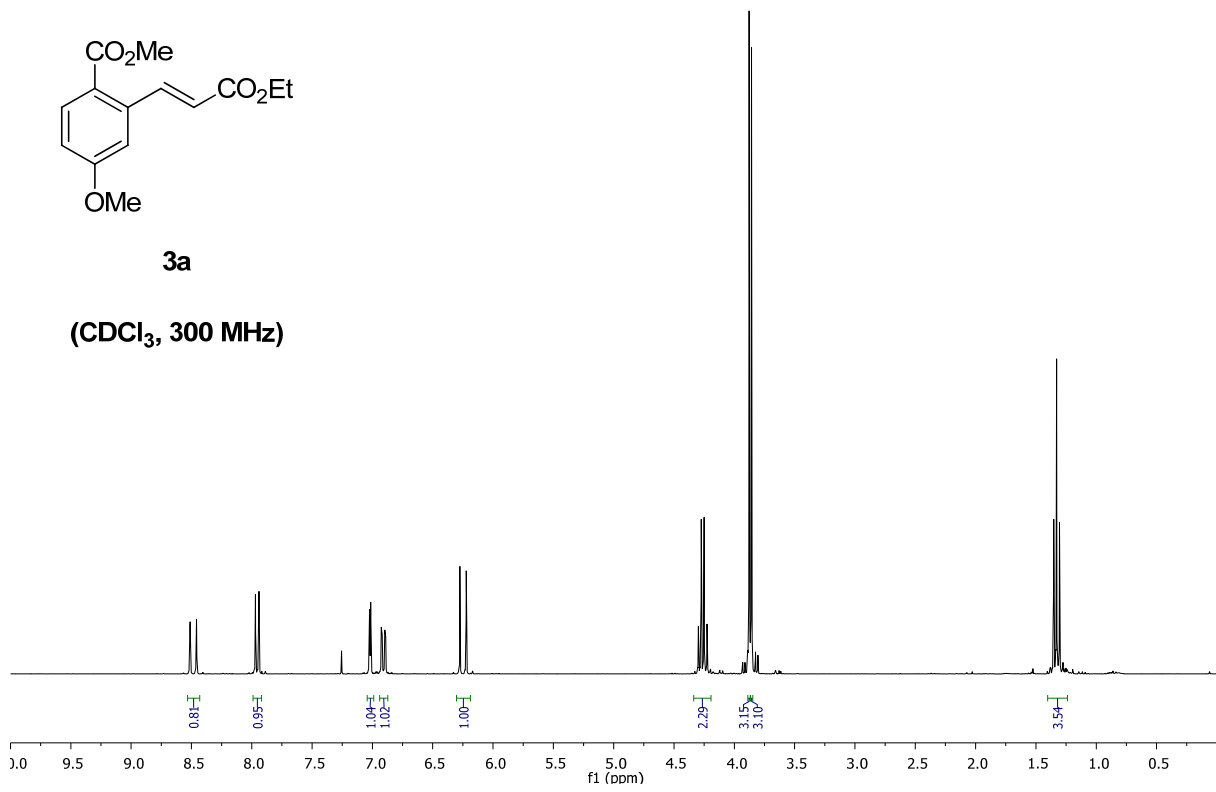
References

- [1] Parmar, K.; Prajapati, S.; Patel, R.; Joshi, S.; Patel, R. *Inter. J. ChemTech Res.* **2011**, *3*, 761–765.
- [2] Fatemeh, T.; Mohammad, A. A.; Leily, S. *Tetrahedron Lett.* **2005**, *46*, 7841–7844.
- [3] van de Kruijs, B. H. P.; Dressen, M. H. C. L.; Meuldijk, J.; Vekemans, J. A. J. M.; Hulshof, L. A. *Org. Biomol. Chem.* **2010**, *8*, 1688–1694.
- [4] Park, S. H.; Kim, J. Y.; Chang, S. *Org. Lett.* **2011**, *13*, 2373–2375.
- [5] Malykhina, N. V.; Osadchii, S. A.; Shakirov, M. M.; Shul'ts, E. E., Tolstikov, G. A. *Doklady Chem.* **2004**, *394*, 16–19.



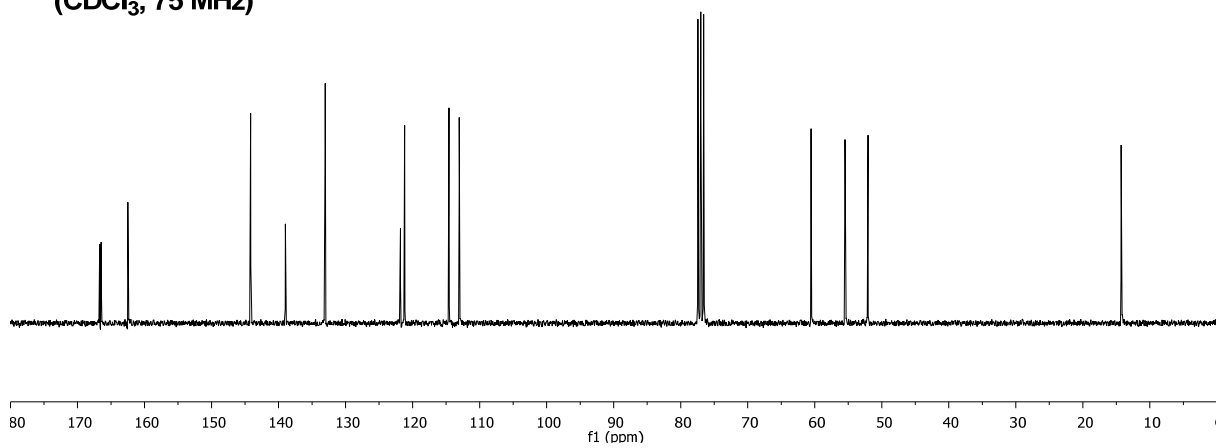
3a

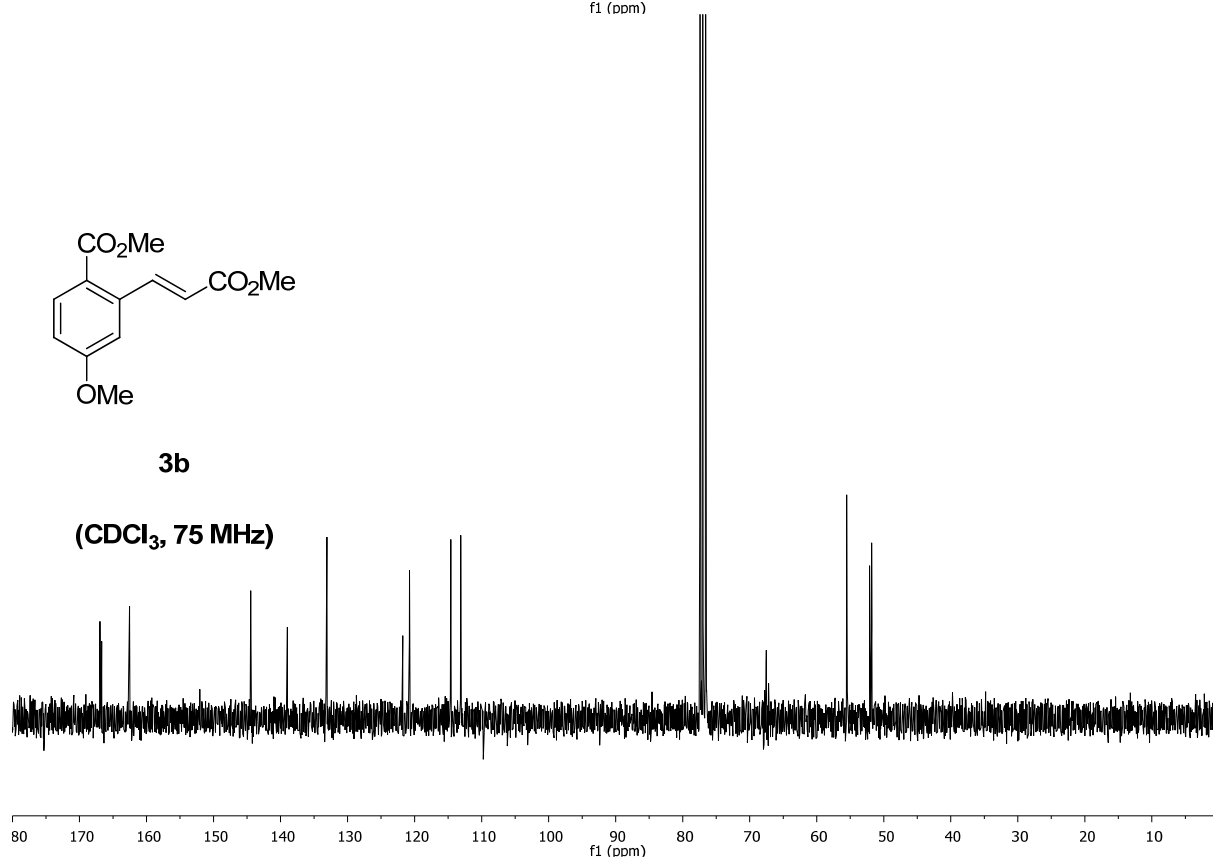
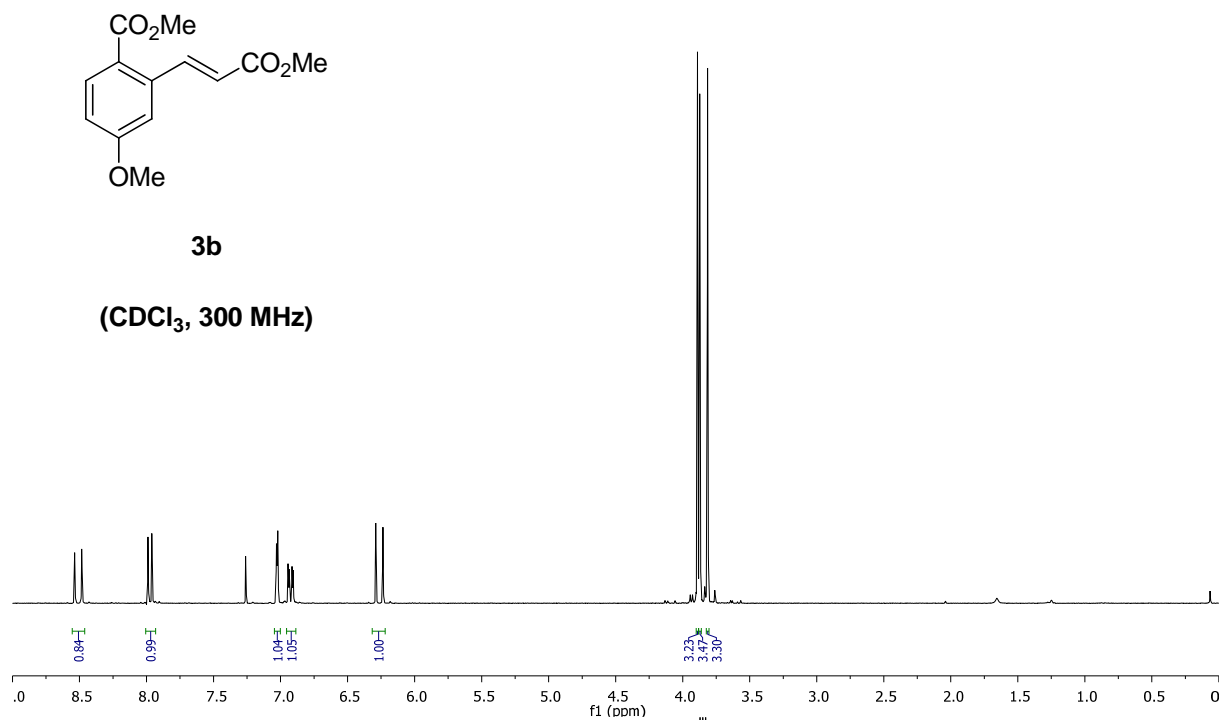
(CDCl₃, 300 MHz)

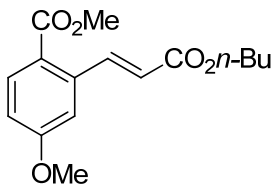


3a

(CDCl₃, 75 MHz)

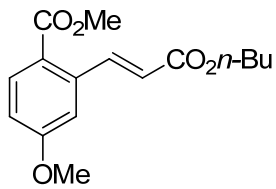
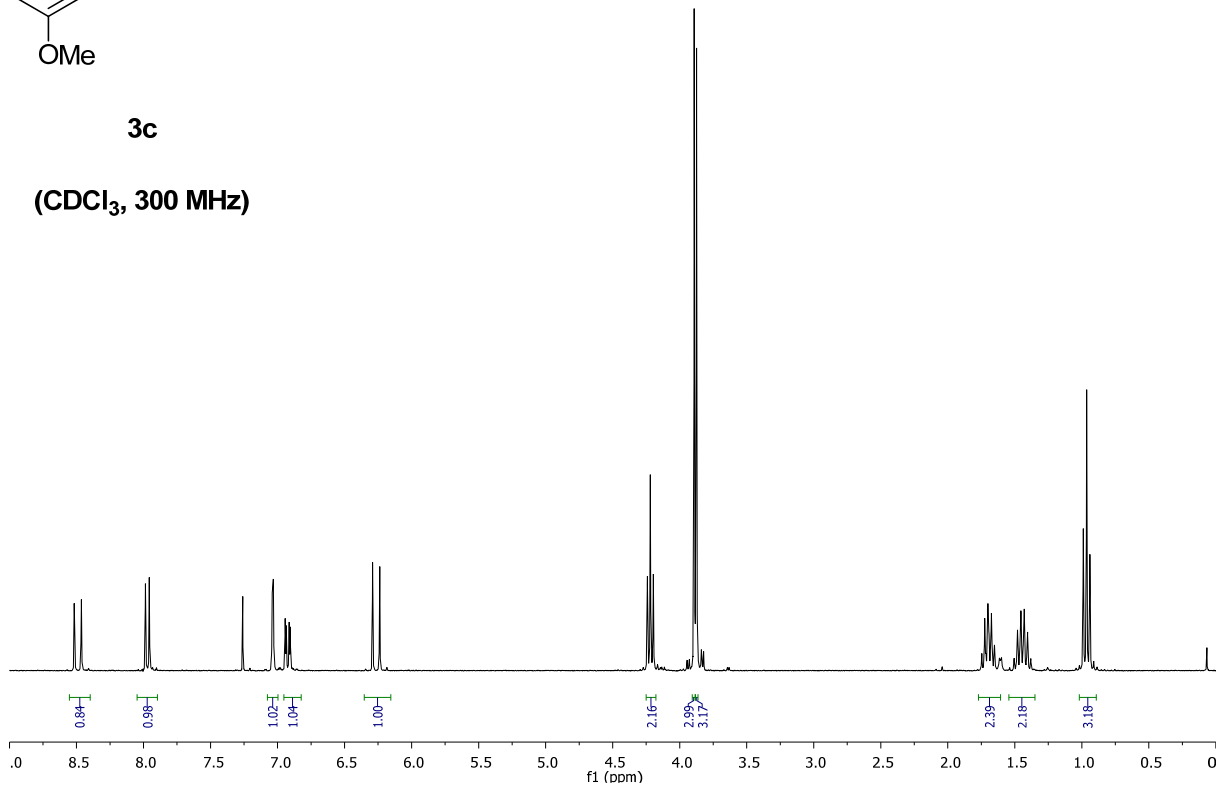






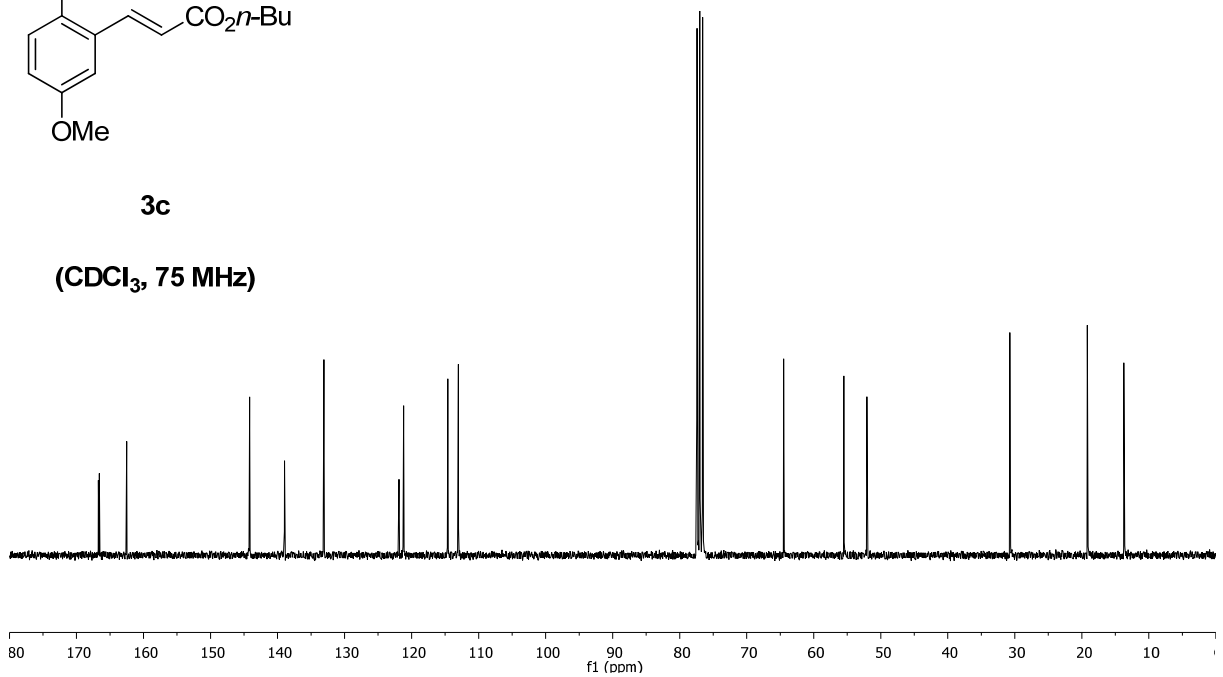
3c

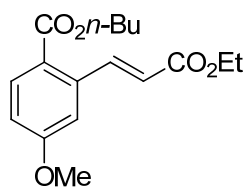
(CDCl₃, 300 MHz)



3c

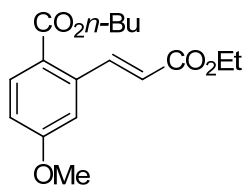
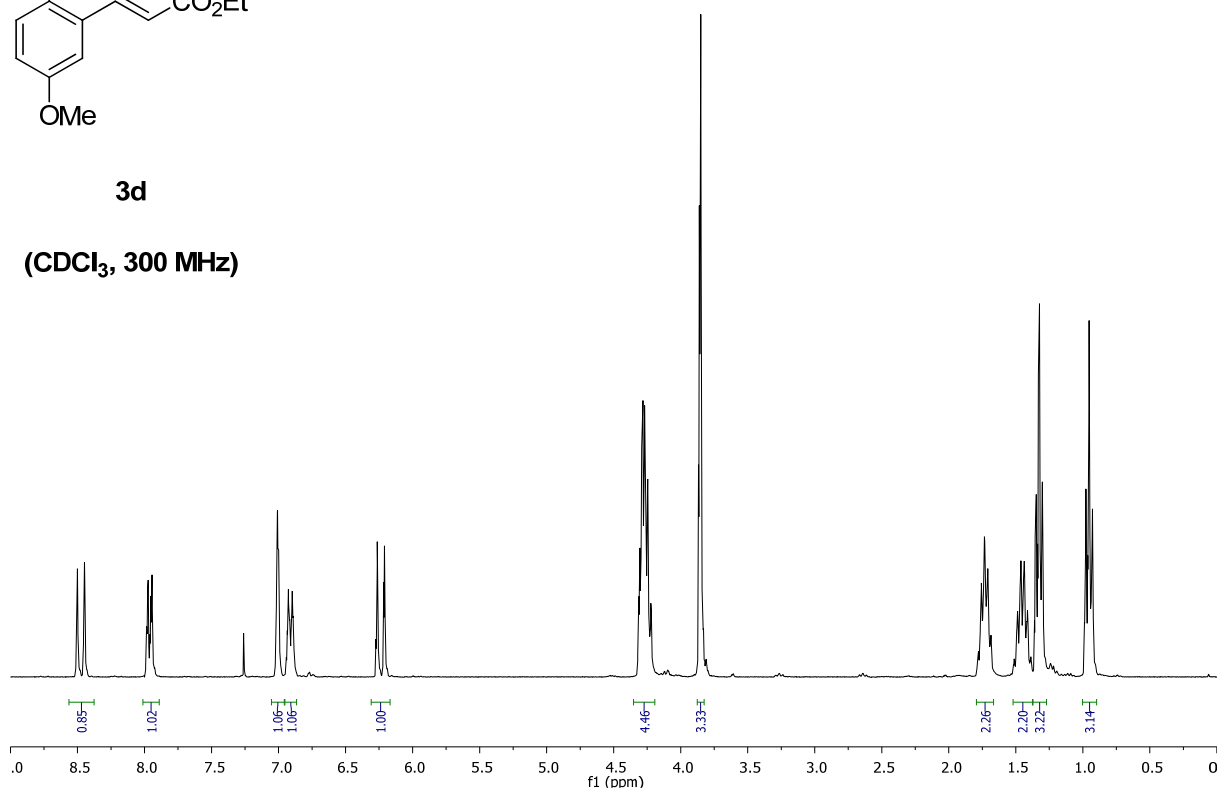
(CDCl₃, 75 MHz)





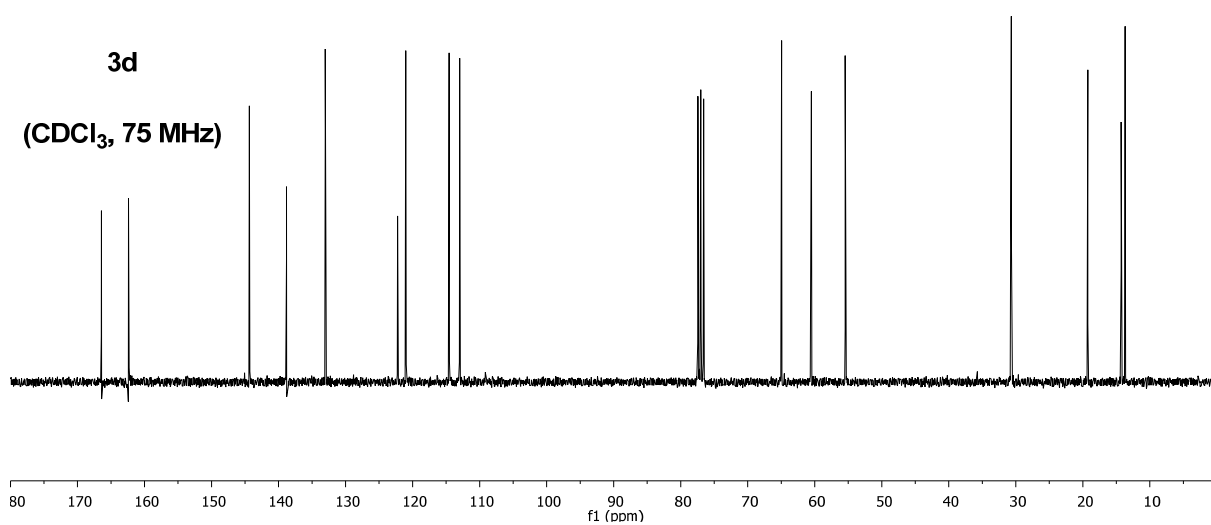
3d

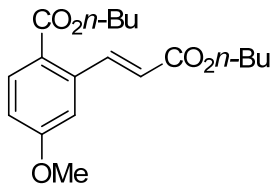
(CDCl₃, 300 MHz)



3d

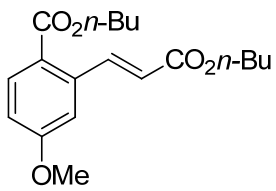
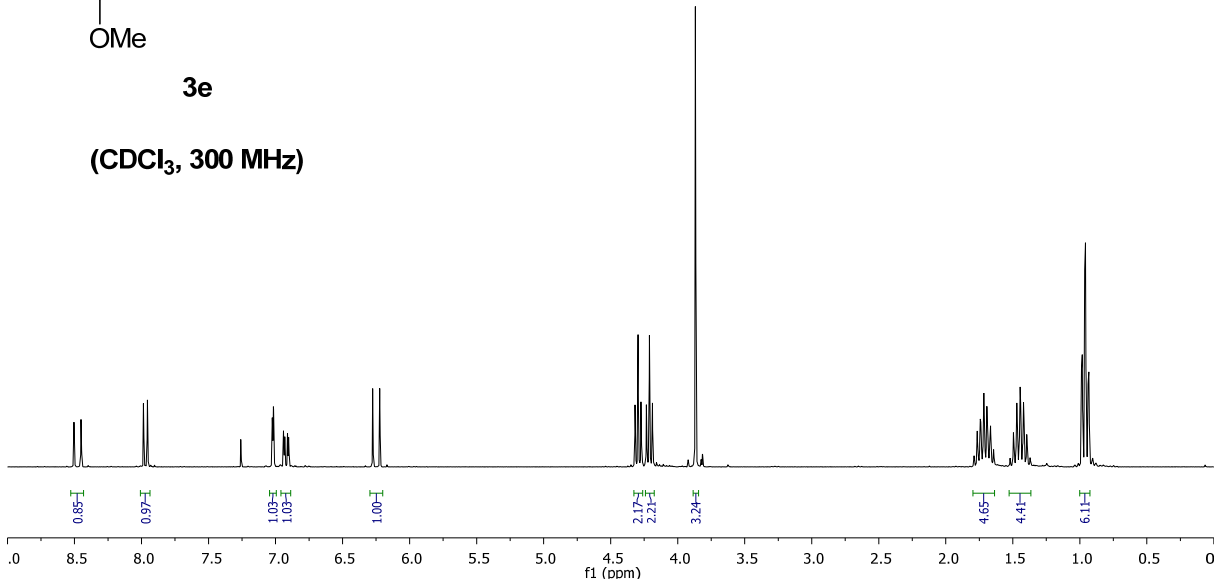
(CDCl₃, 75 MHz)





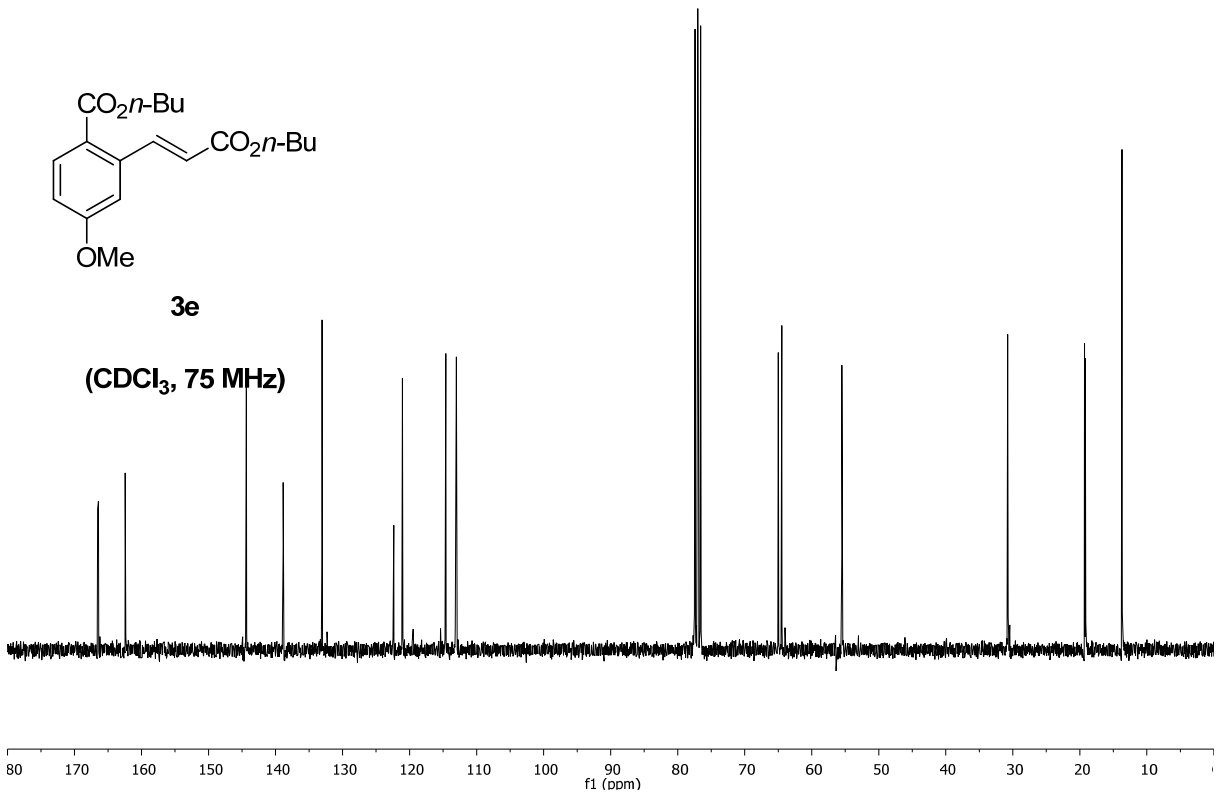
3e

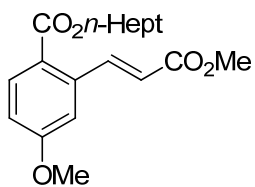
(CDCl₃, 300 MHz)



3e

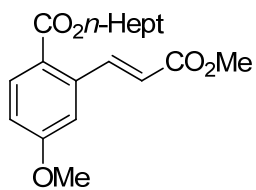
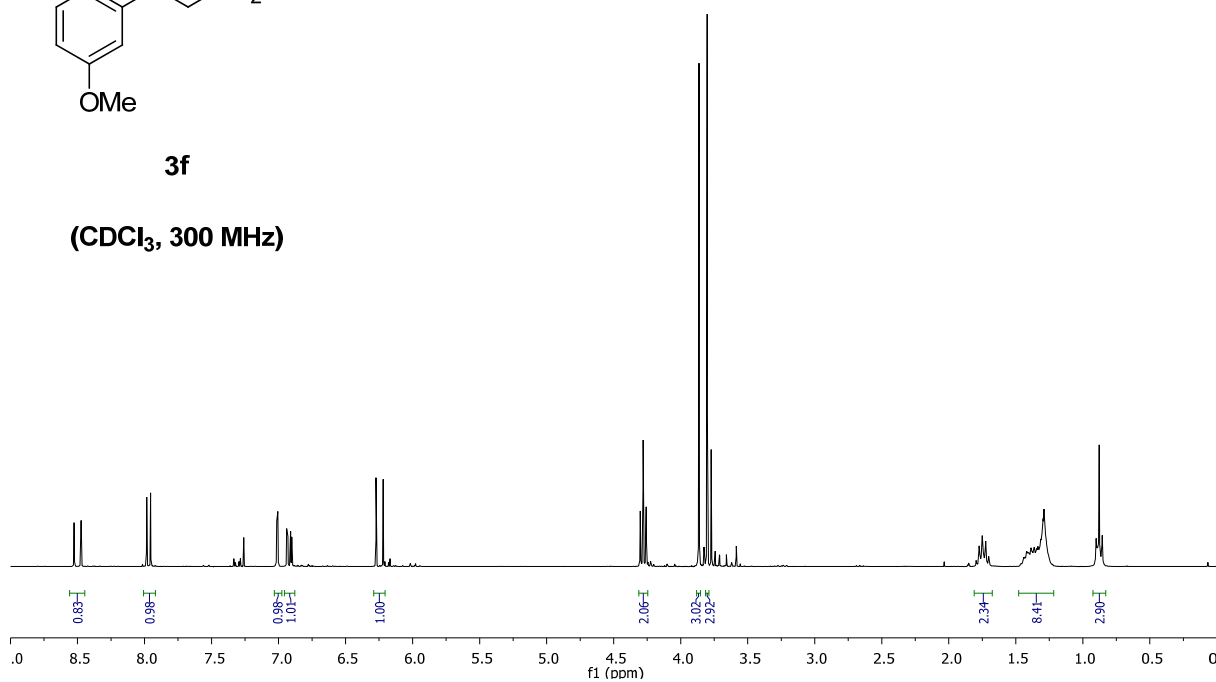
(CDCl₃, 75 MHz)





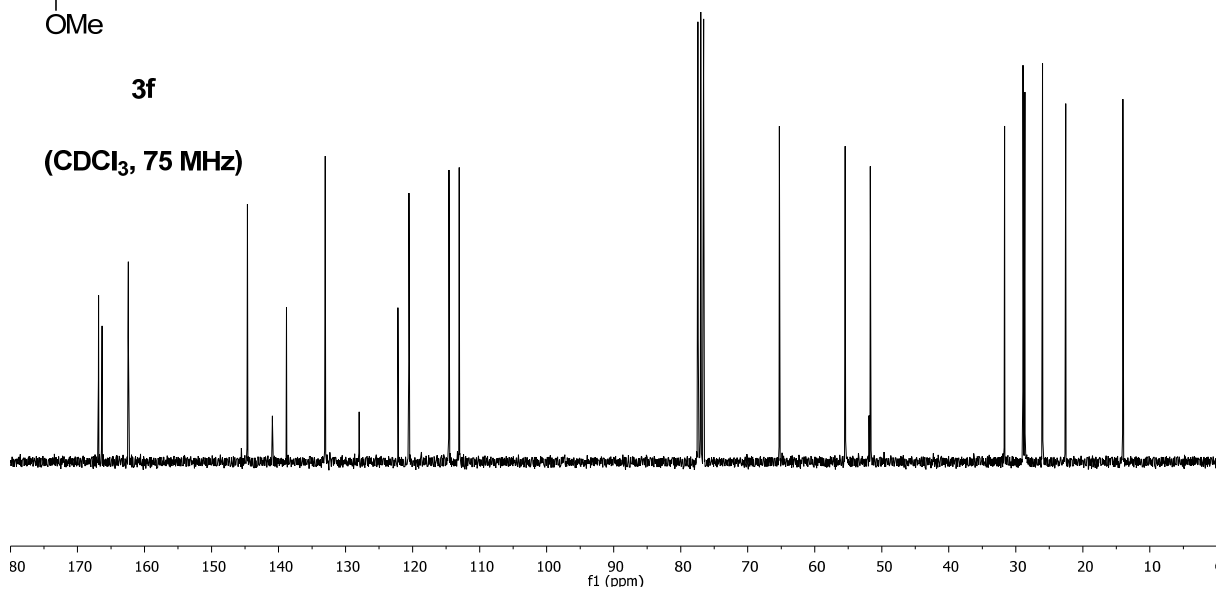
3f

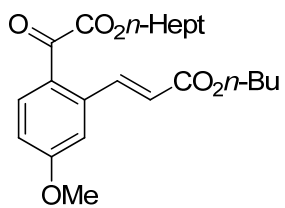
(CDCl₃, 300 MHz)



3f

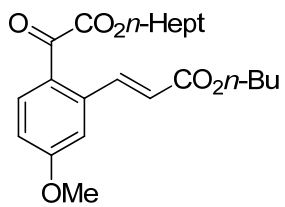
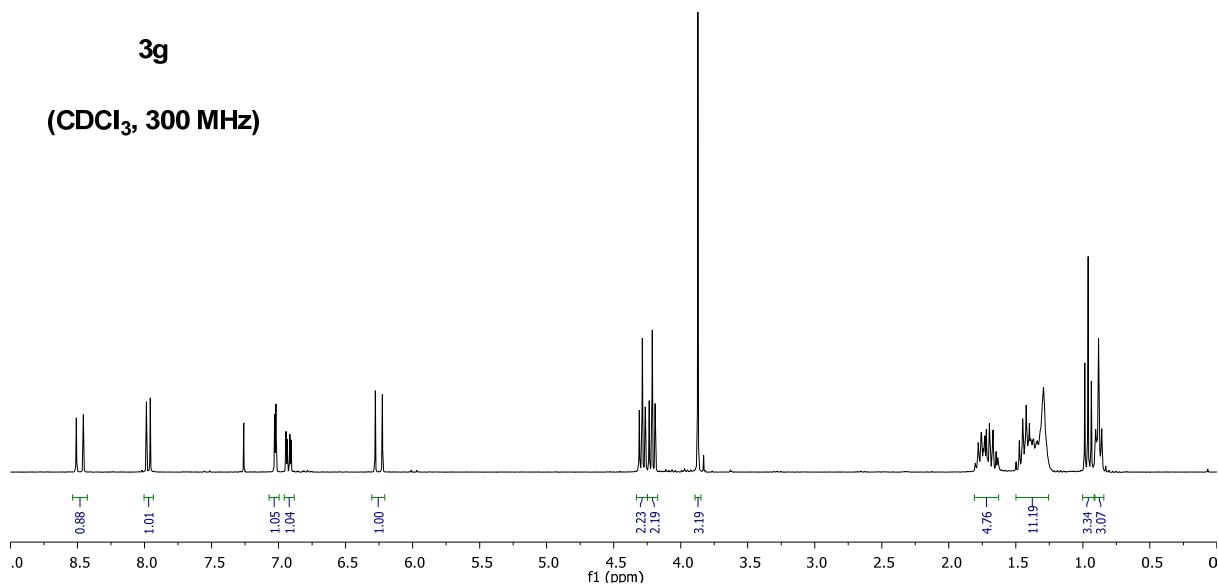
(CDCl₃, 75 MHz)





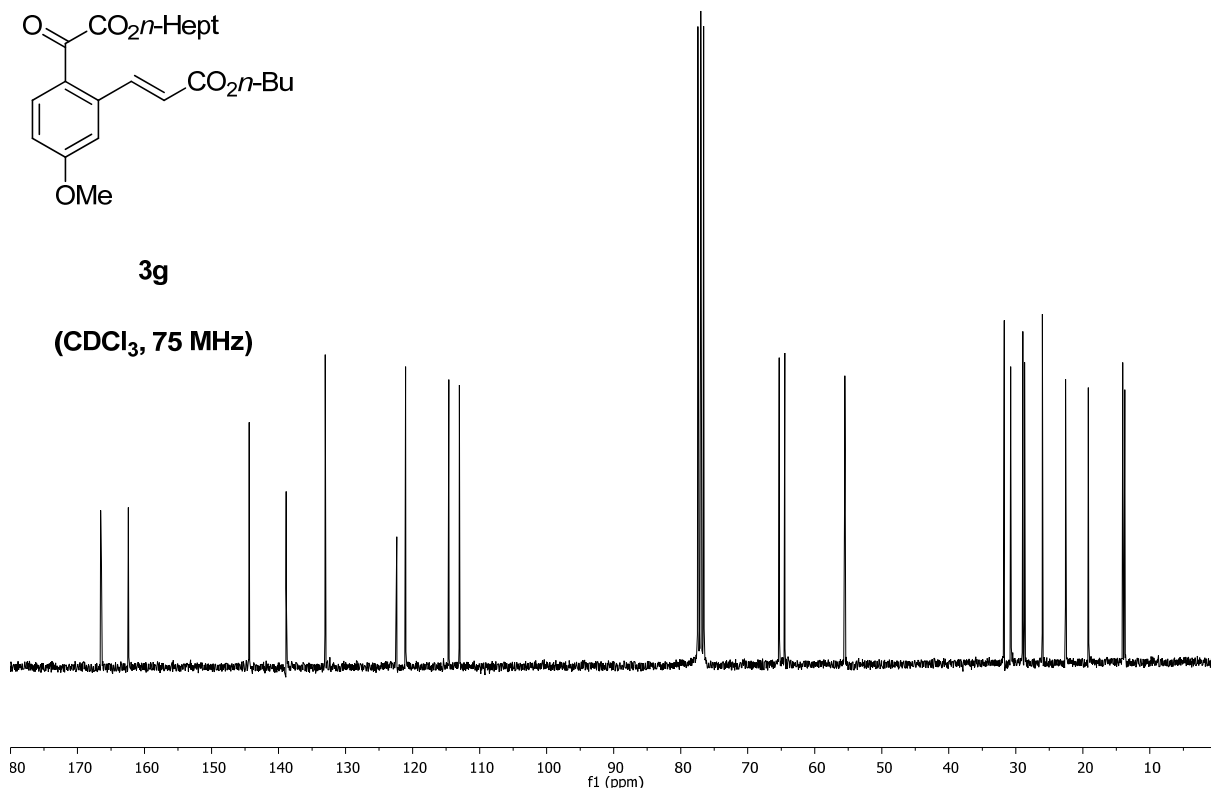
3g

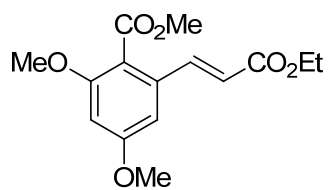
(CDCl₃, 300 MHz)



3g

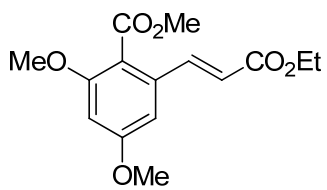
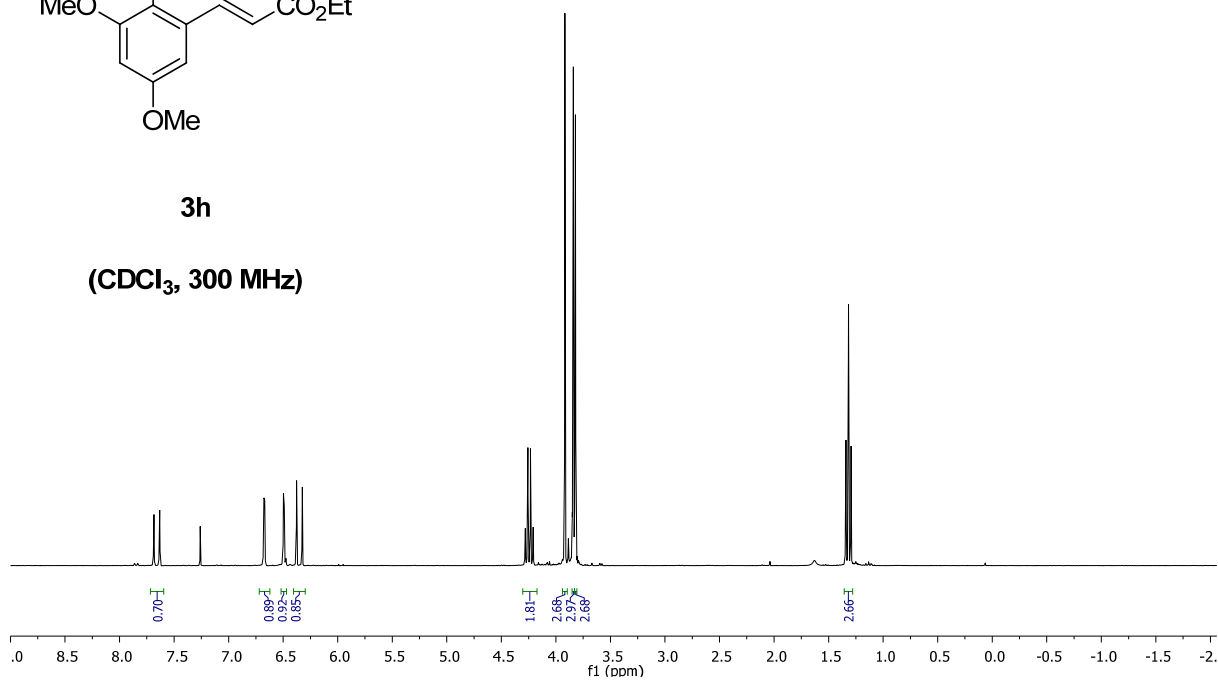
(CDCl₃, 75 MHz)





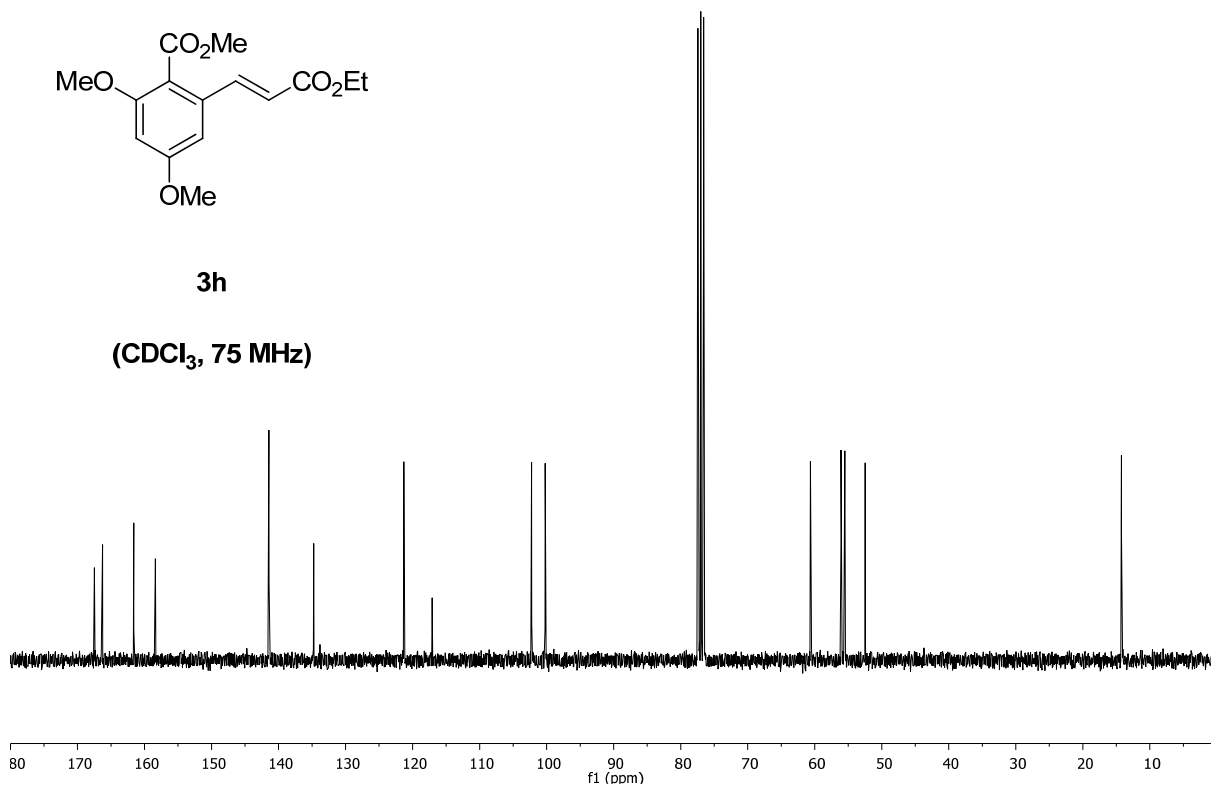
3h

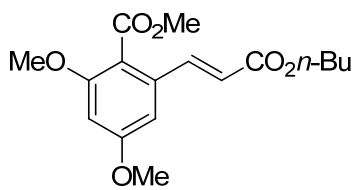
(CDCl₃, 300 MHz)



3h

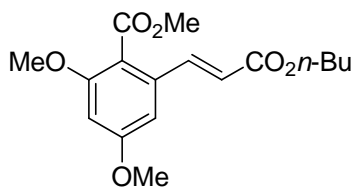
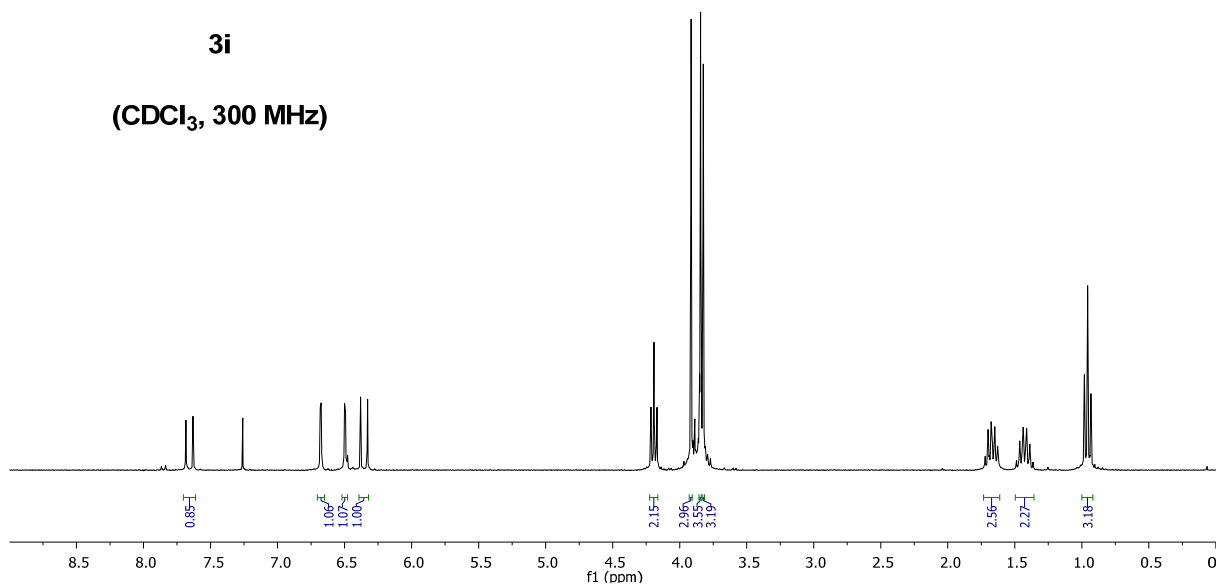
(CDCl₃, 75 MHz)





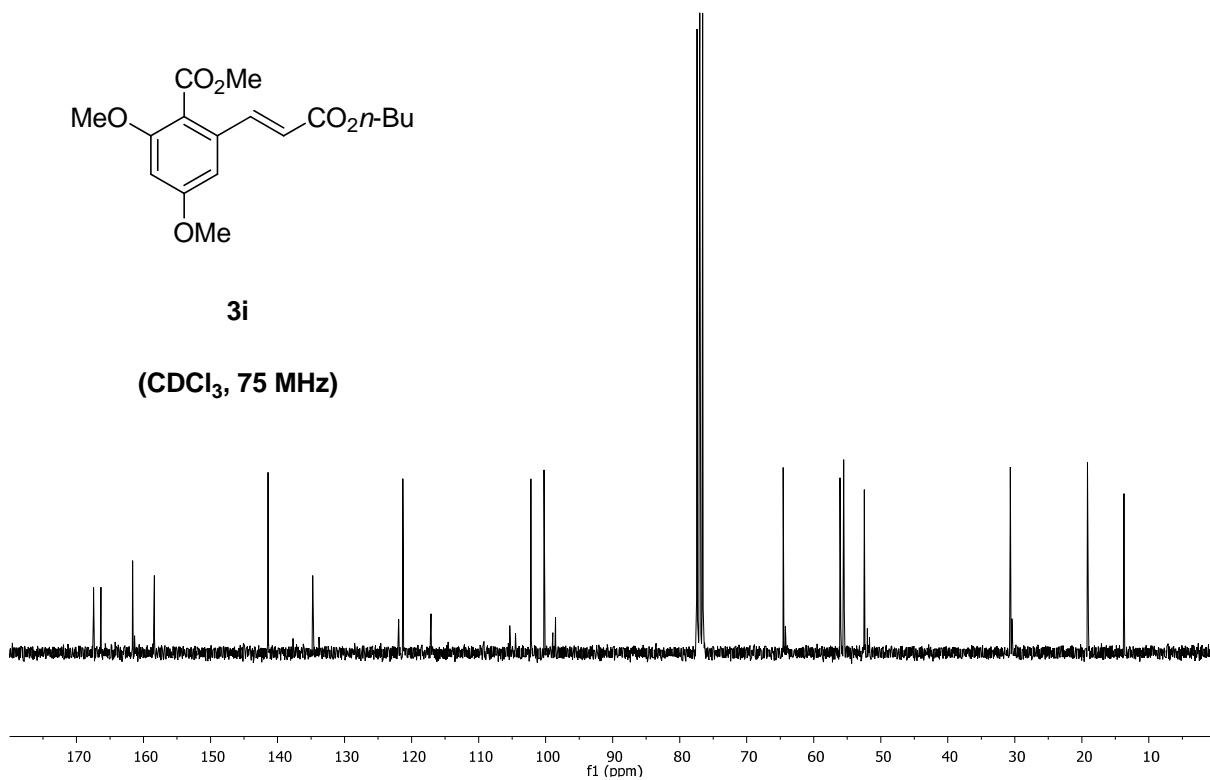
3i

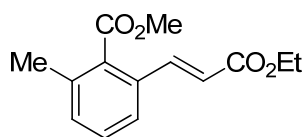
(CDCl₃, 300 MHz)



3i

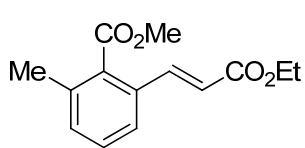
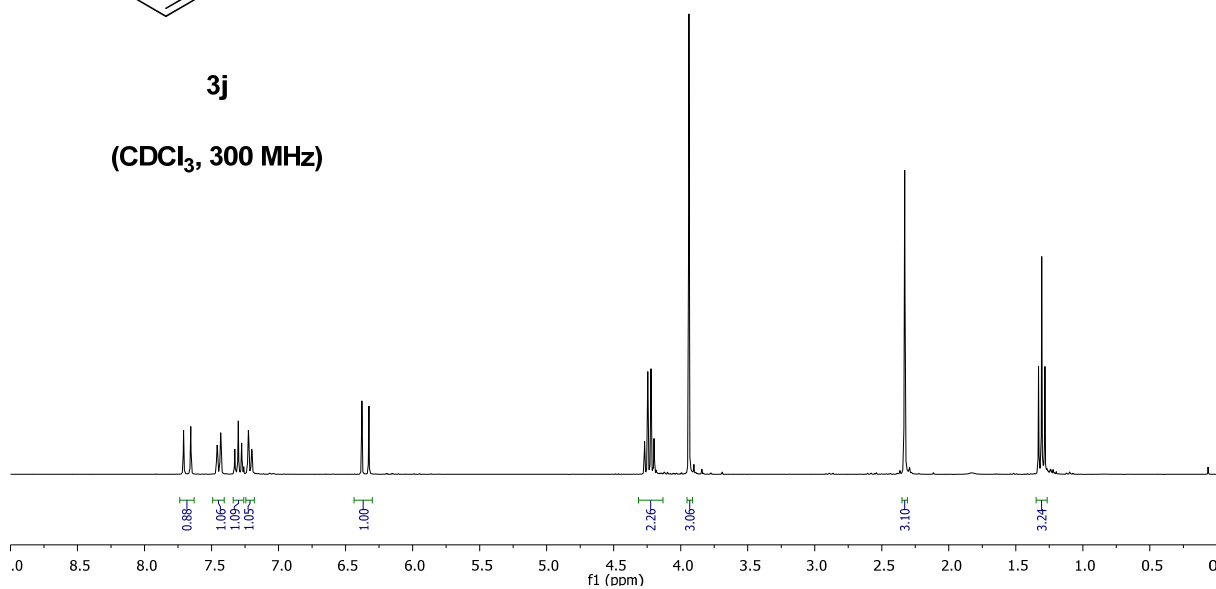
(CDCl₃, 75 MHz)





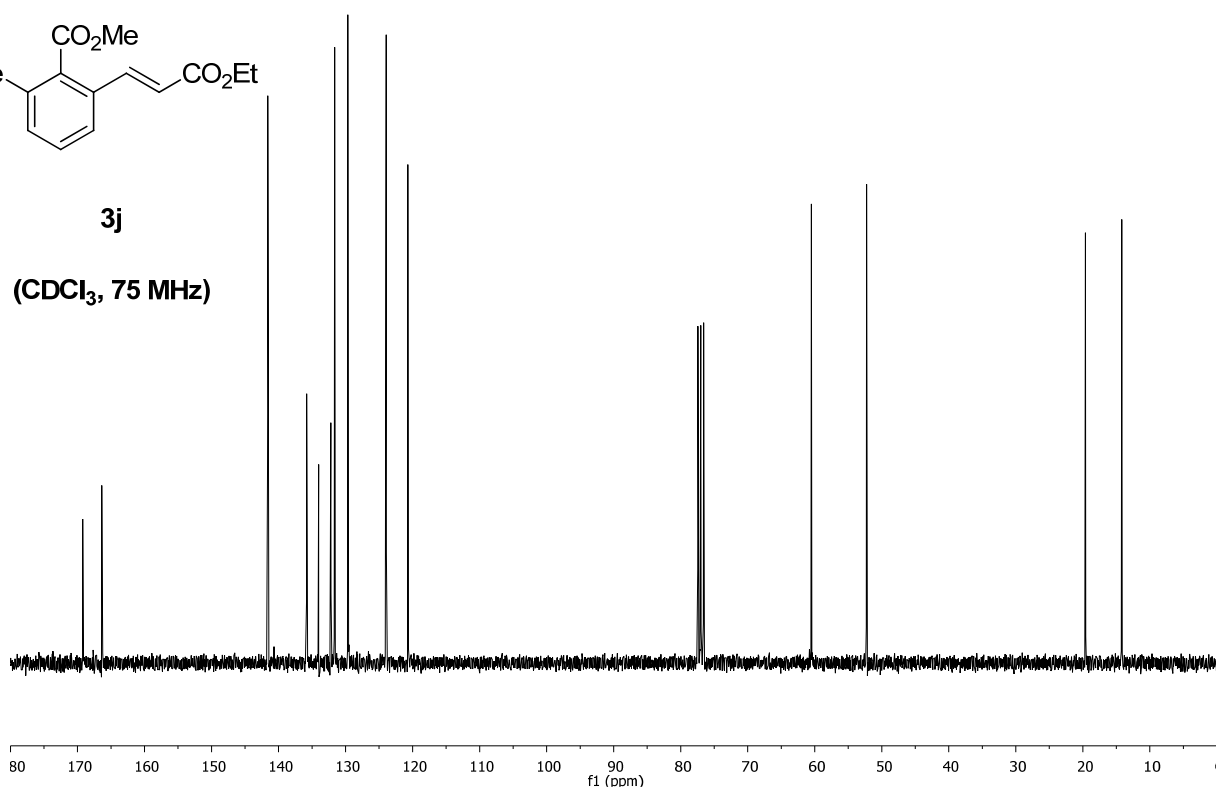
3j

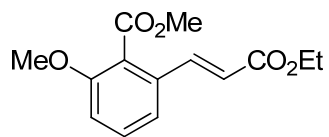
(CDCl₃, 300 MHz)



3j

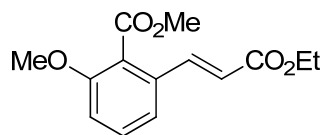
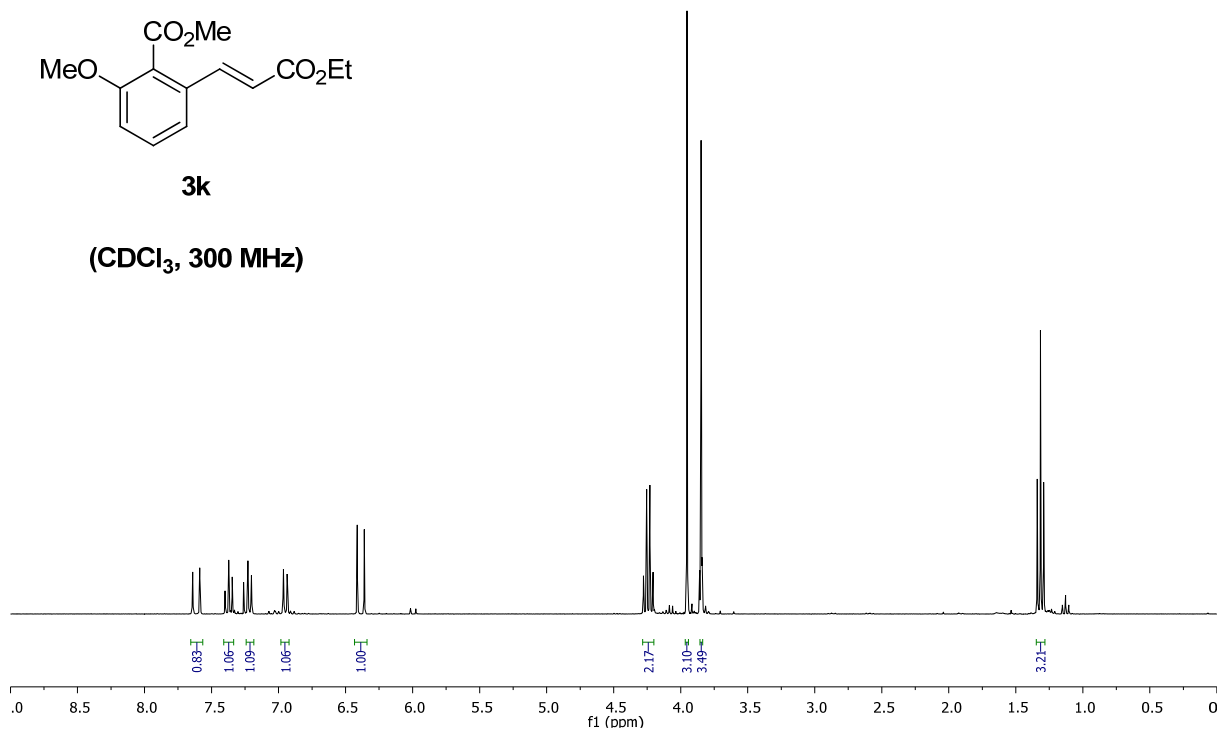
(CDCl₃, 75 MHz)





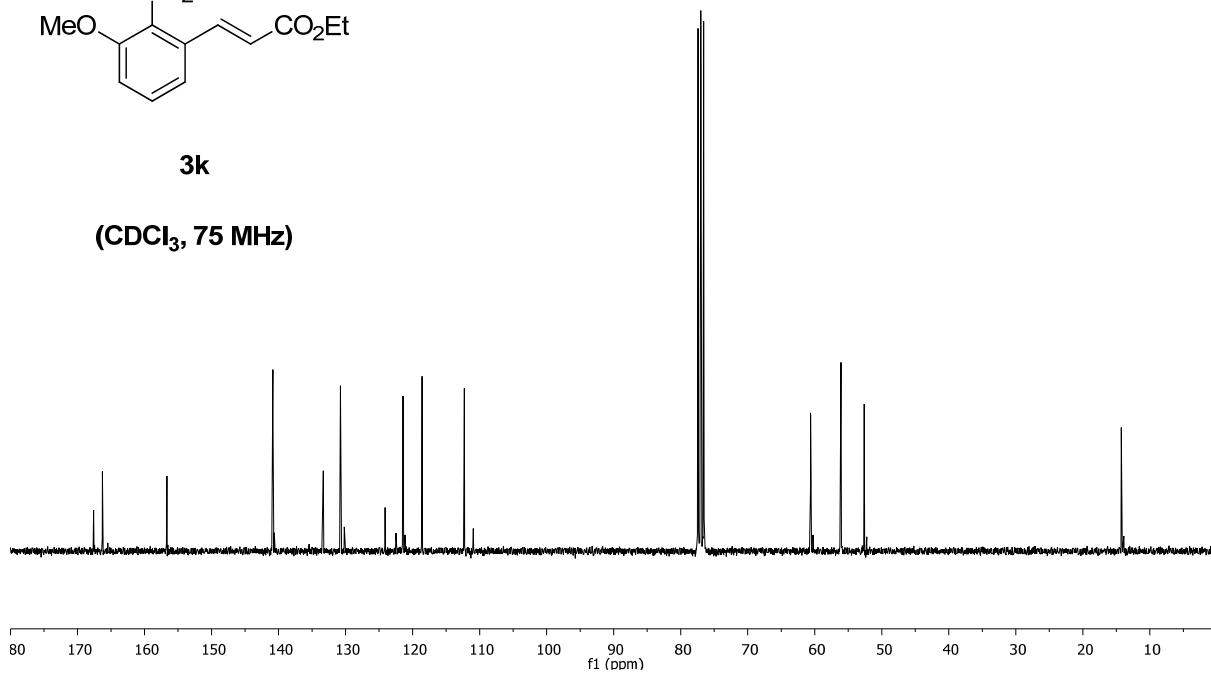
3k

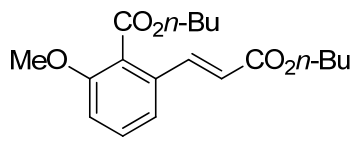
(CDCl₃, 300 MHz)



3k

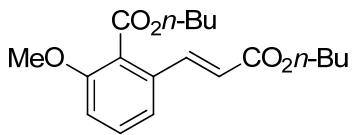
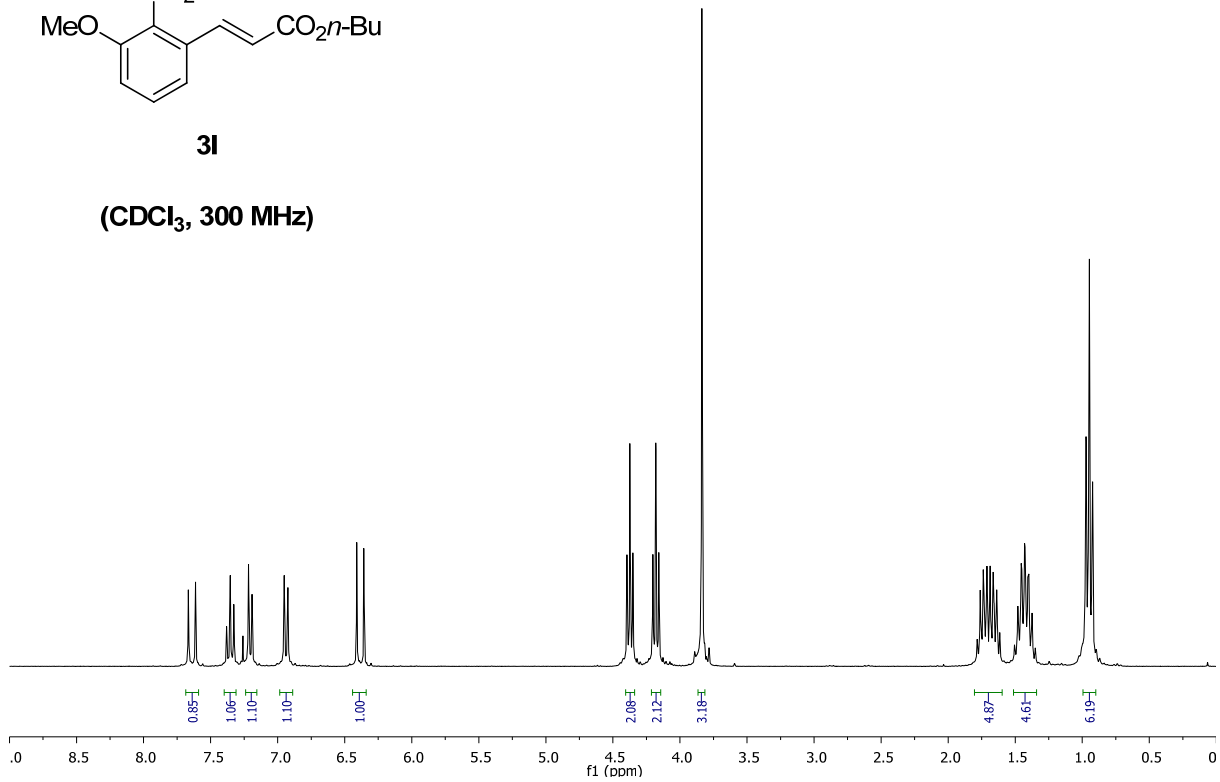
(CDCl₃, 75 MHz)





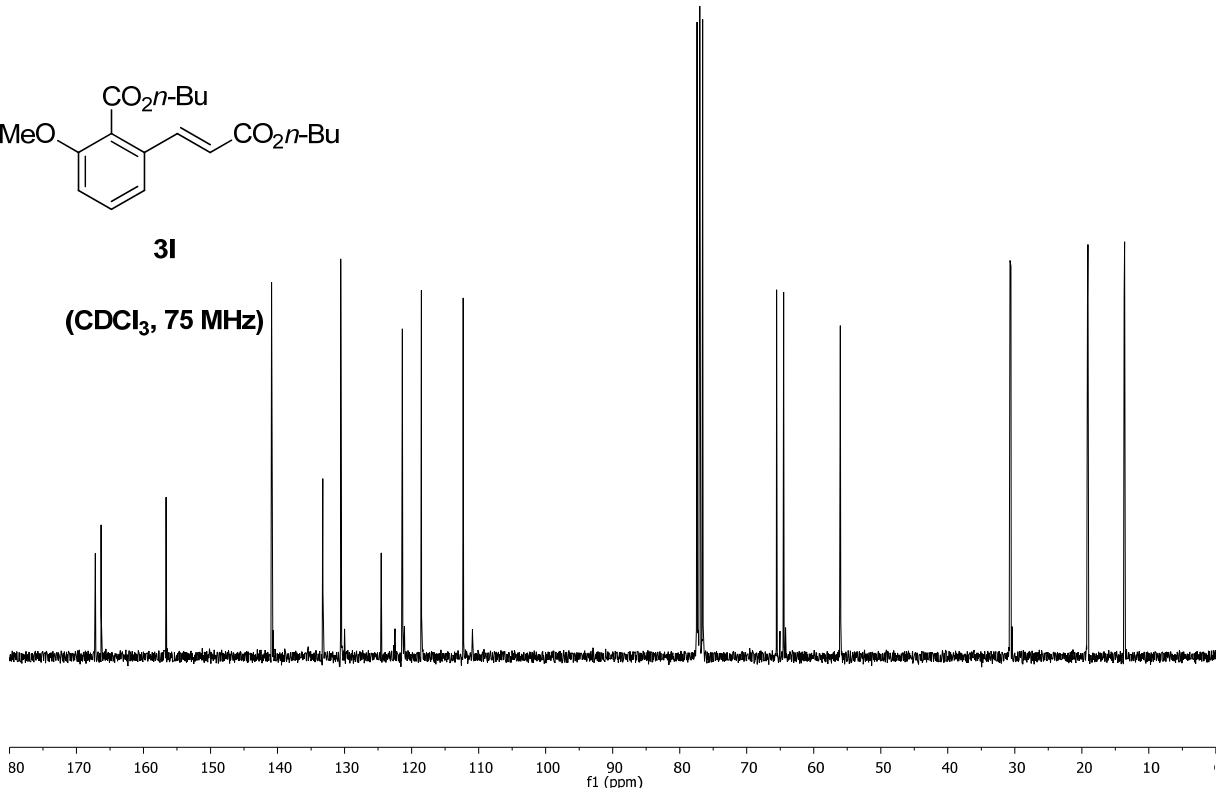
3I

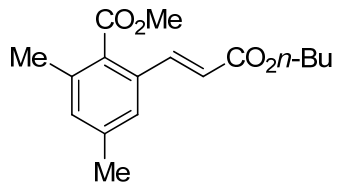
(CDCl₃, 300 MHz)



3I

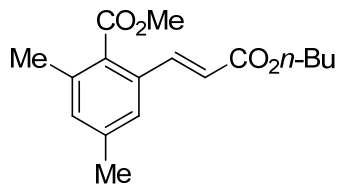
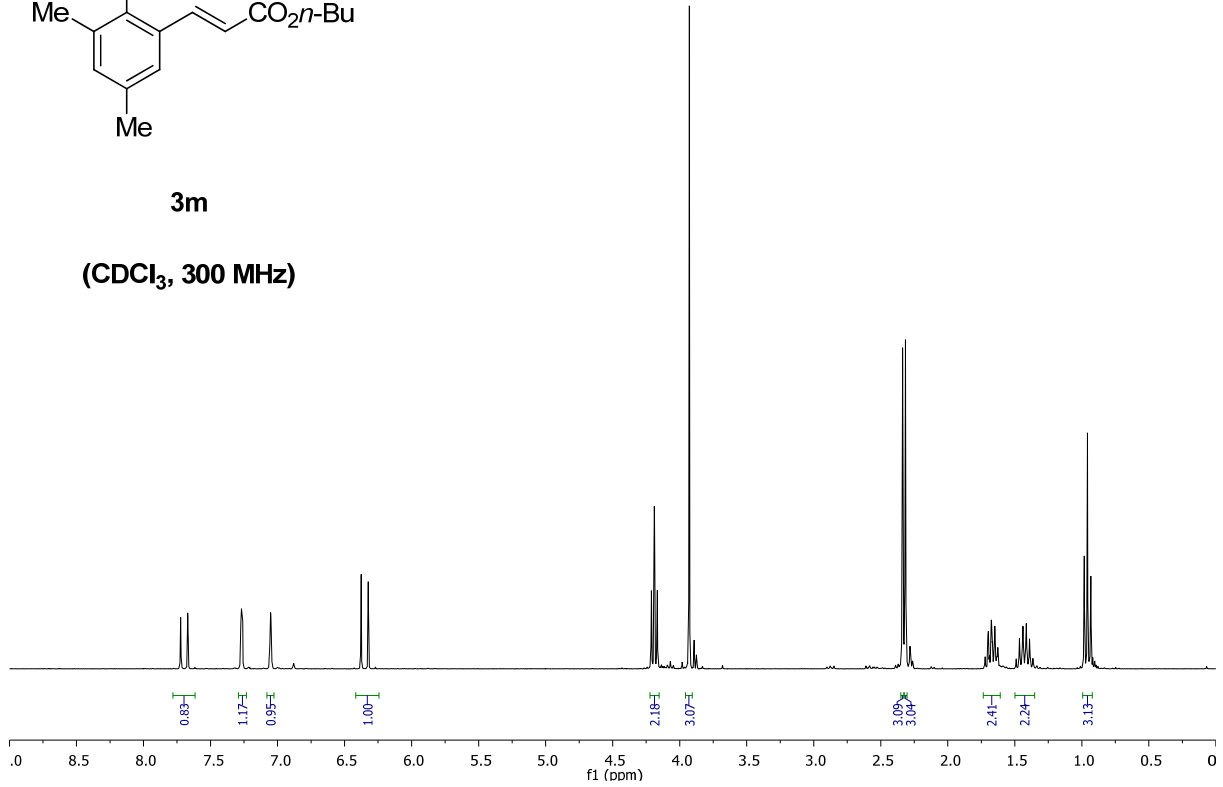
(CDCl₃, 75 MHz)





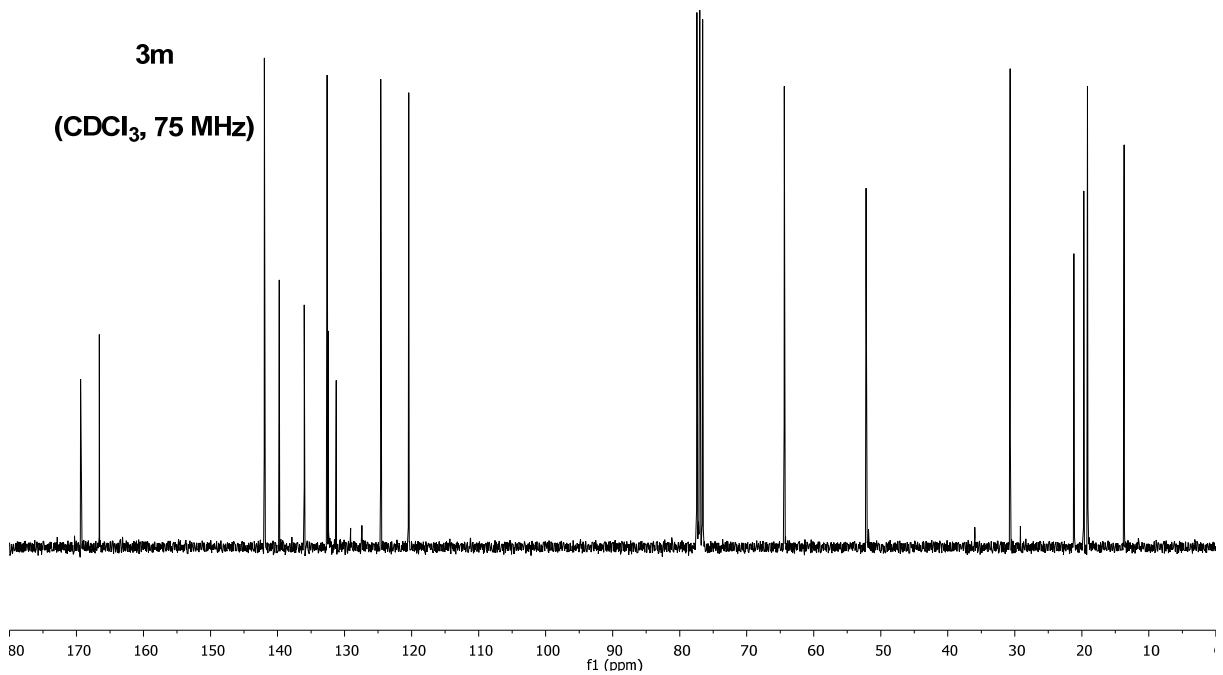
3m

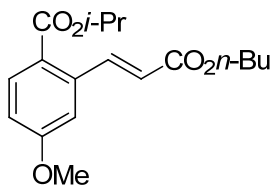
(CDCl₃, 300 MHz)



3m

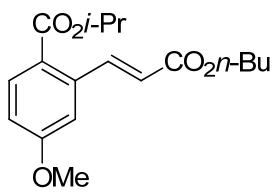
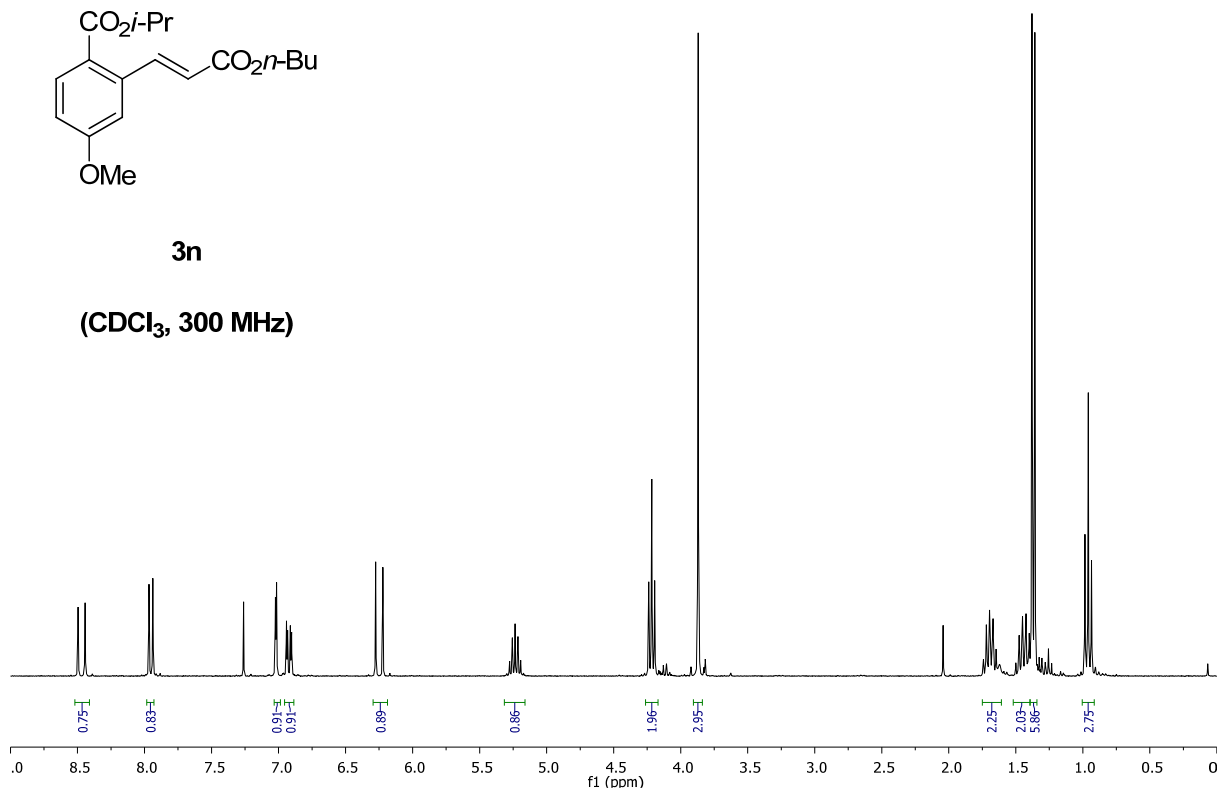
(CDCl₃, 75 MHz)





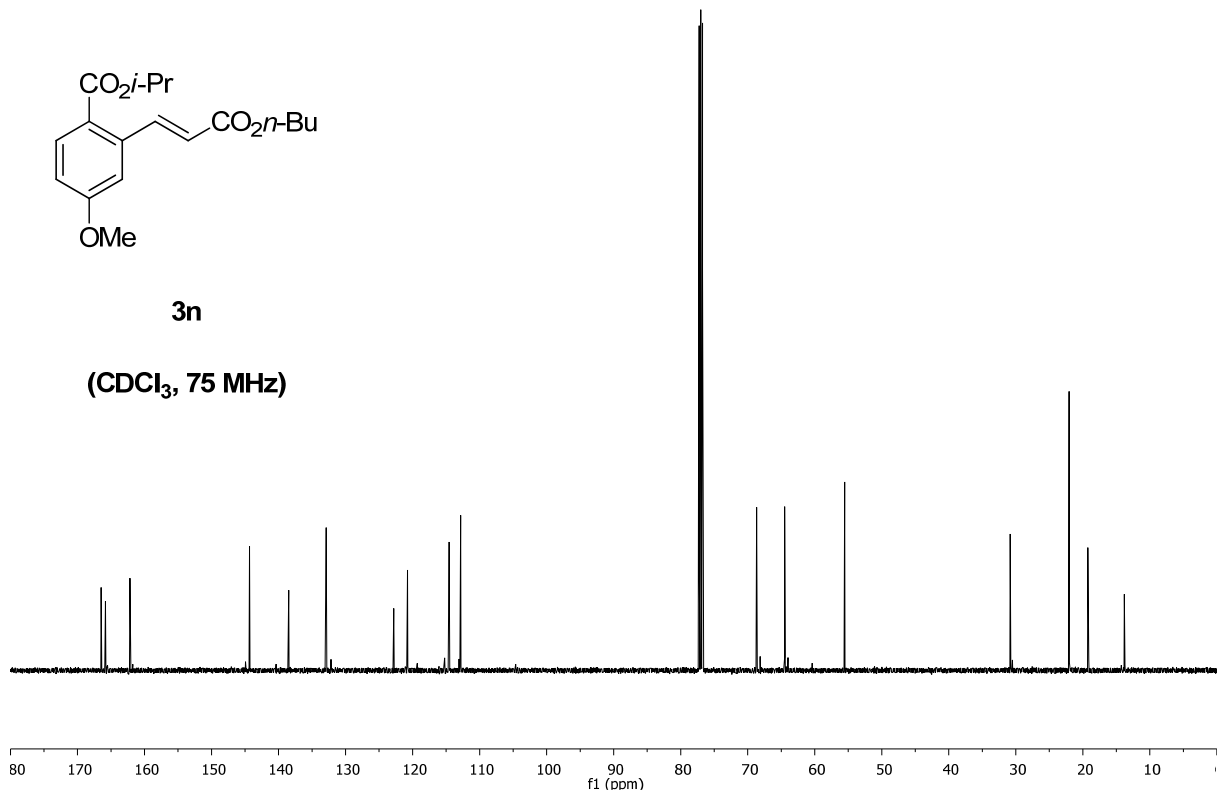
3n

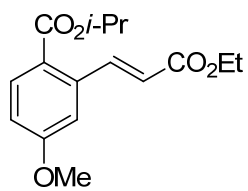
(CDCl₃, 300 MHz)



3n

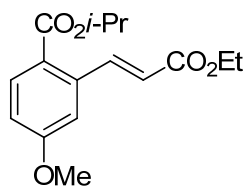
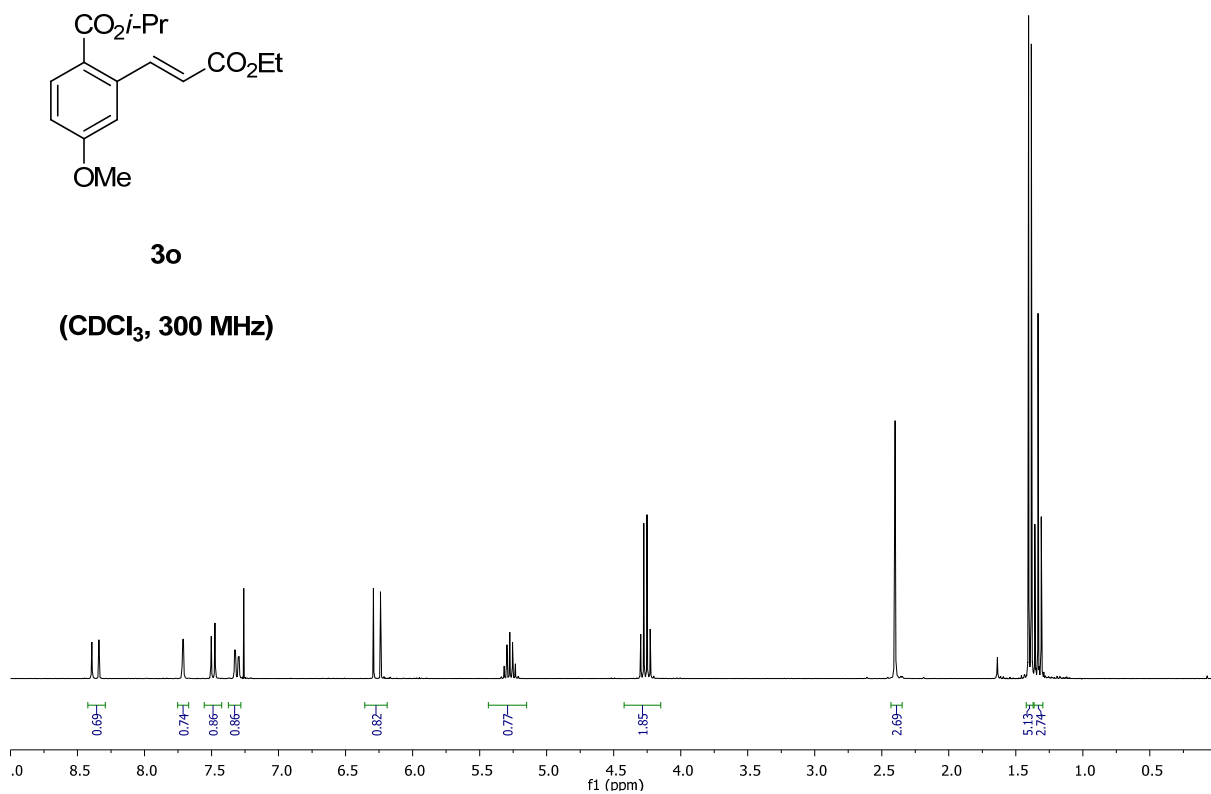
(CDCl₃, 75 MHz)





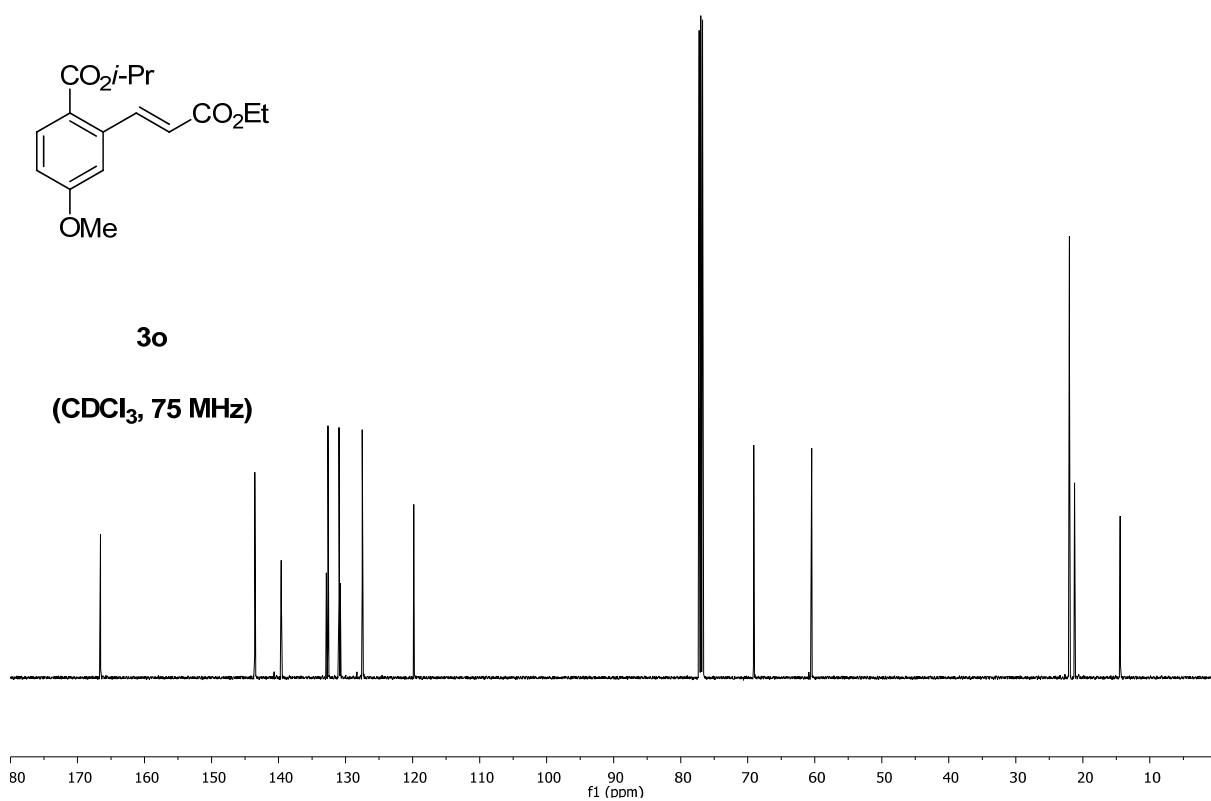
3o

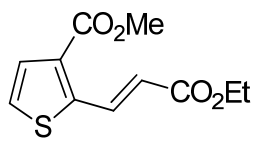
(CDCl₃, 300 MHz)



3o

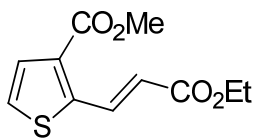
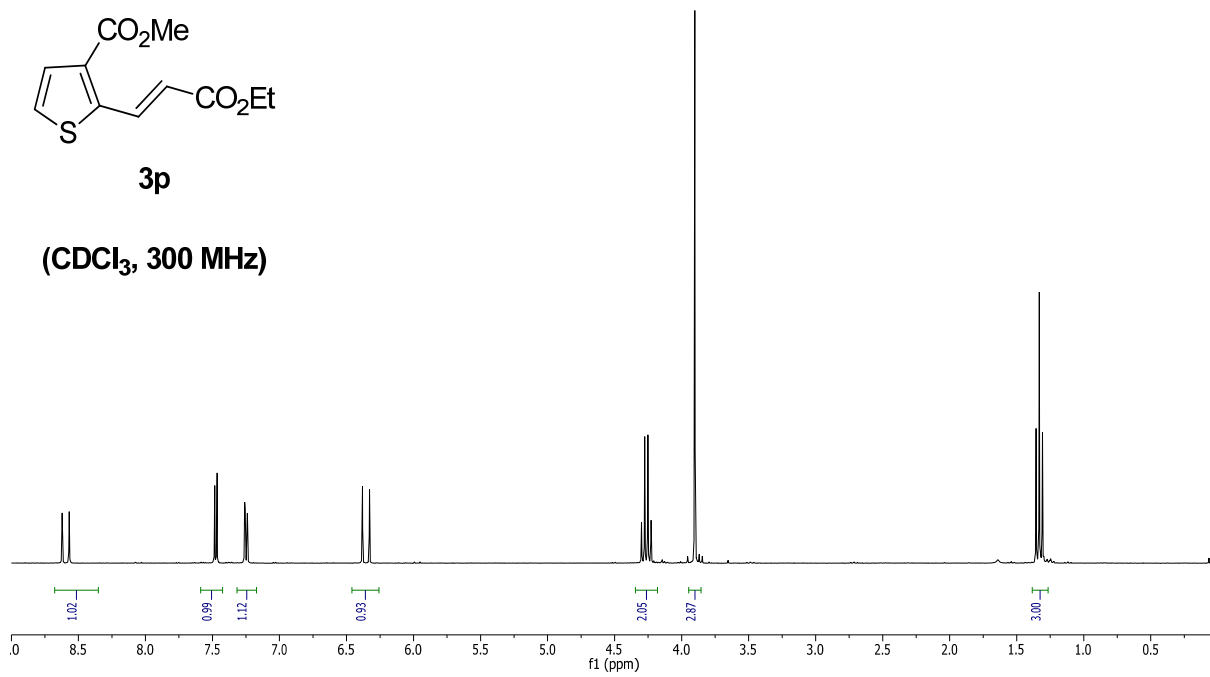
(CDCl₃, 75 MHz)





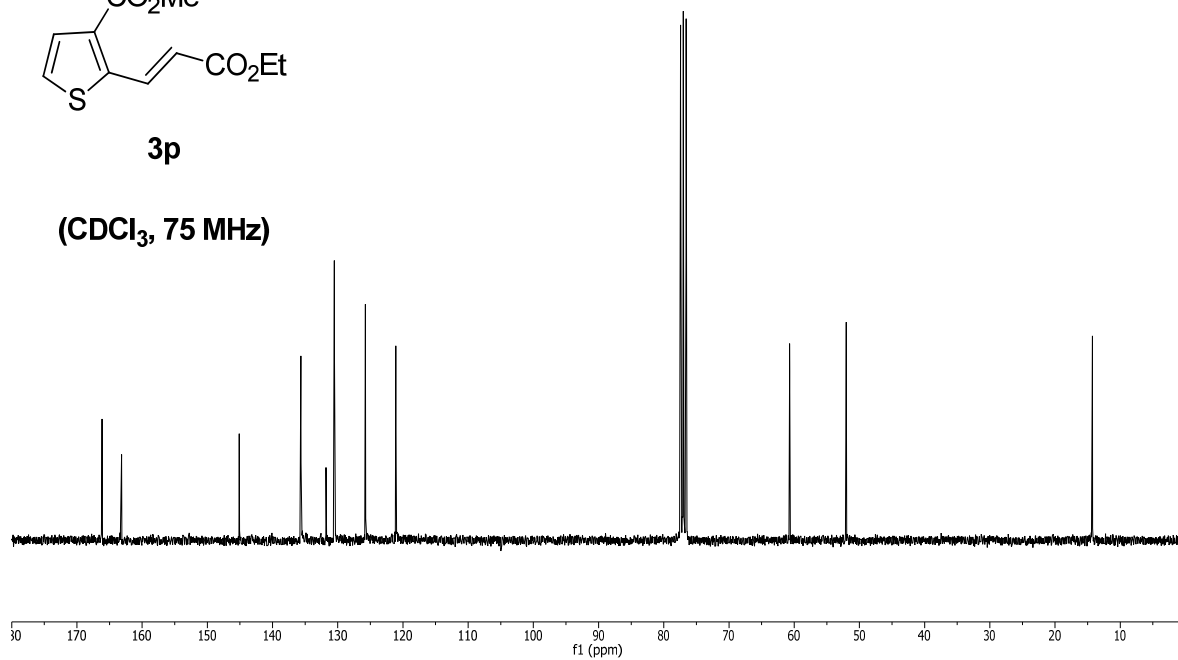
3p

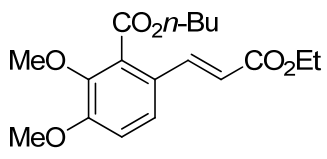
(CDCl₃, 300 MHz)



3p

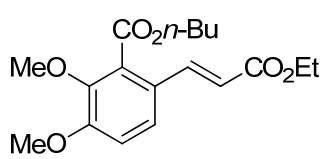
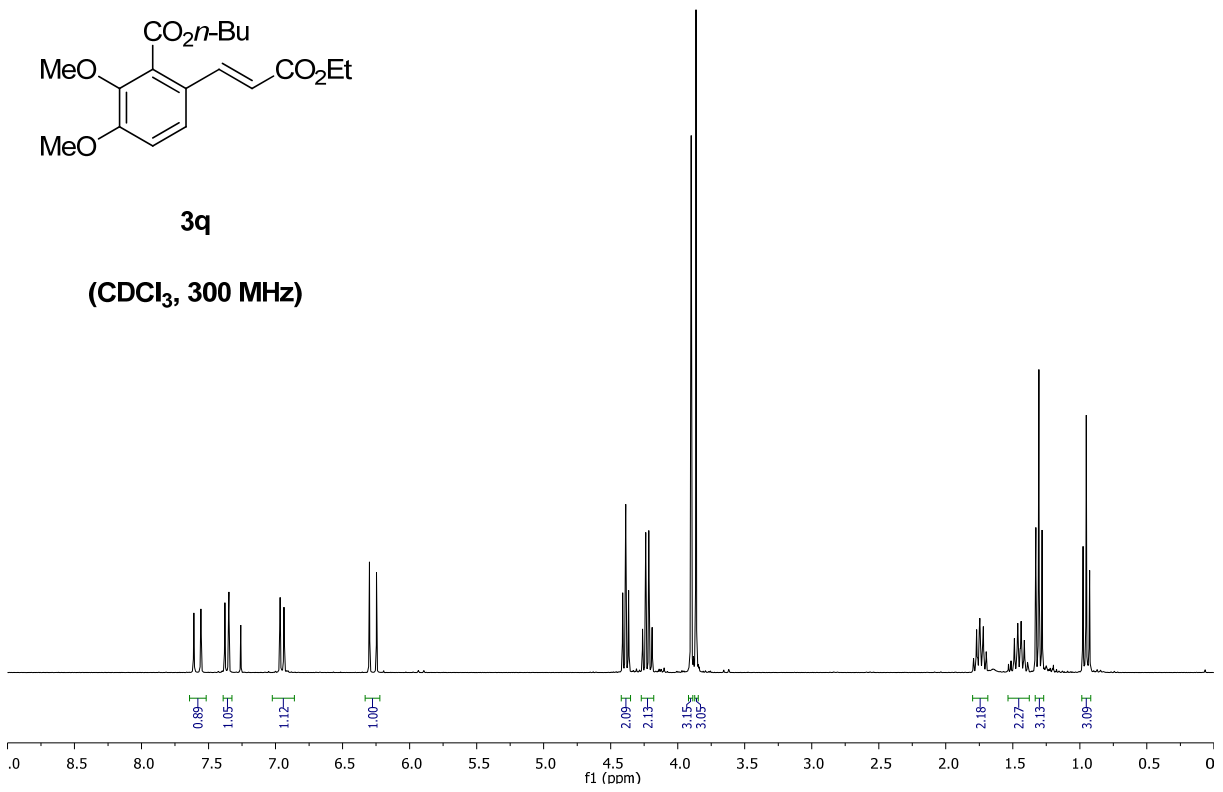
(CDCl₃, 75 MHz)





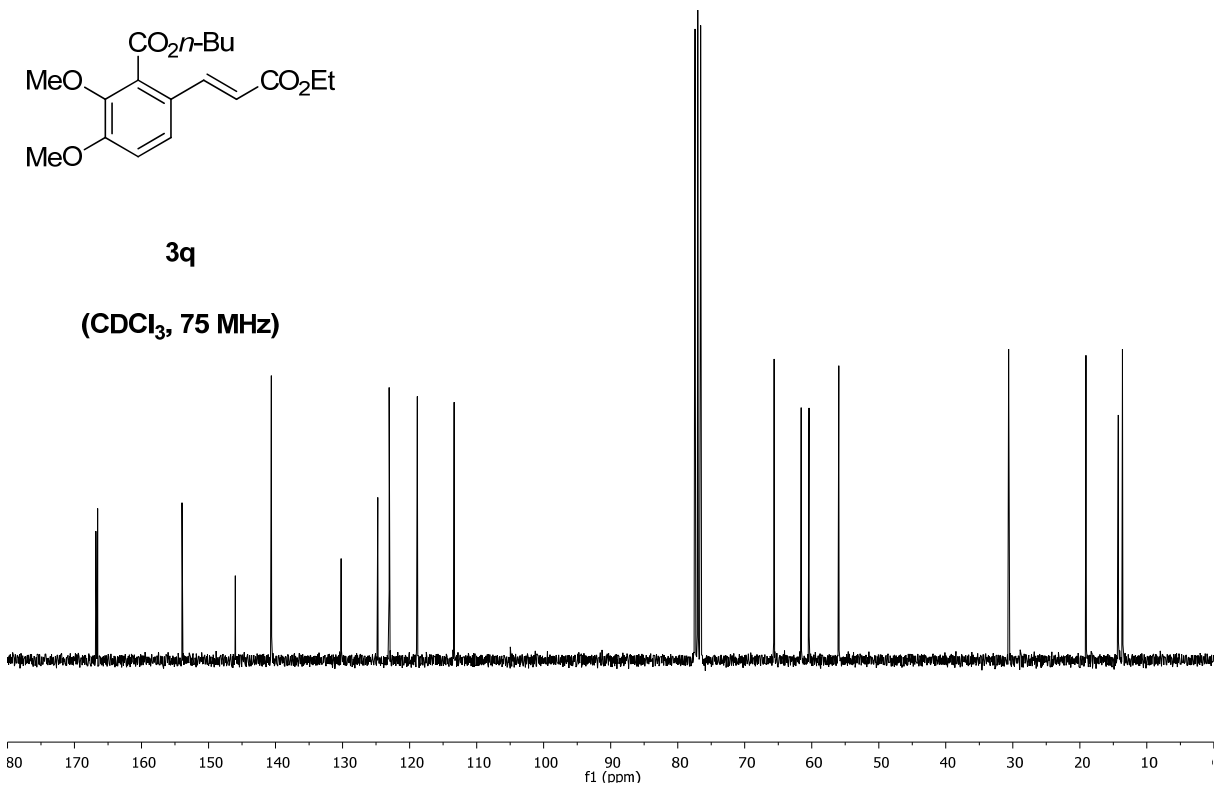
3q

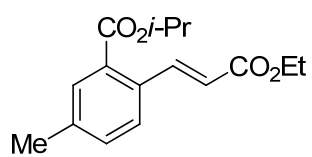
(CDCl₃, 300 MHz)



3q

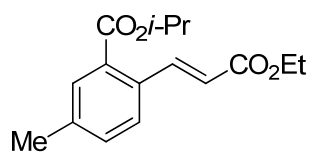
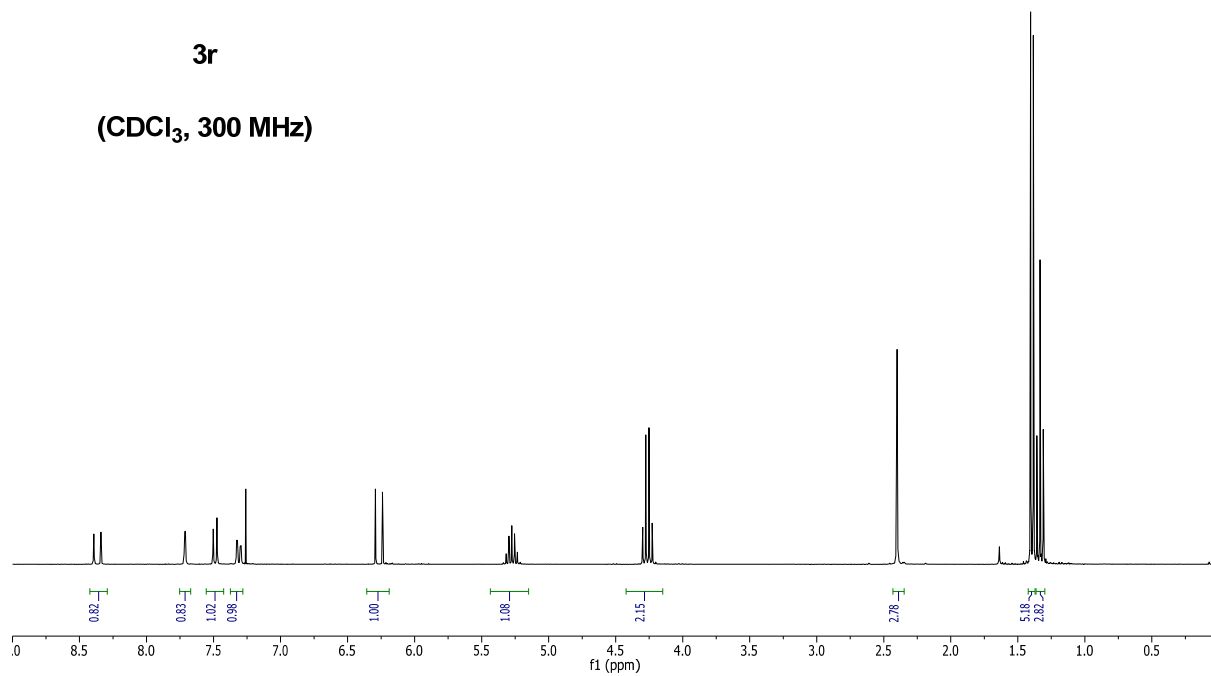
(CDCl₃, 75 MHz)





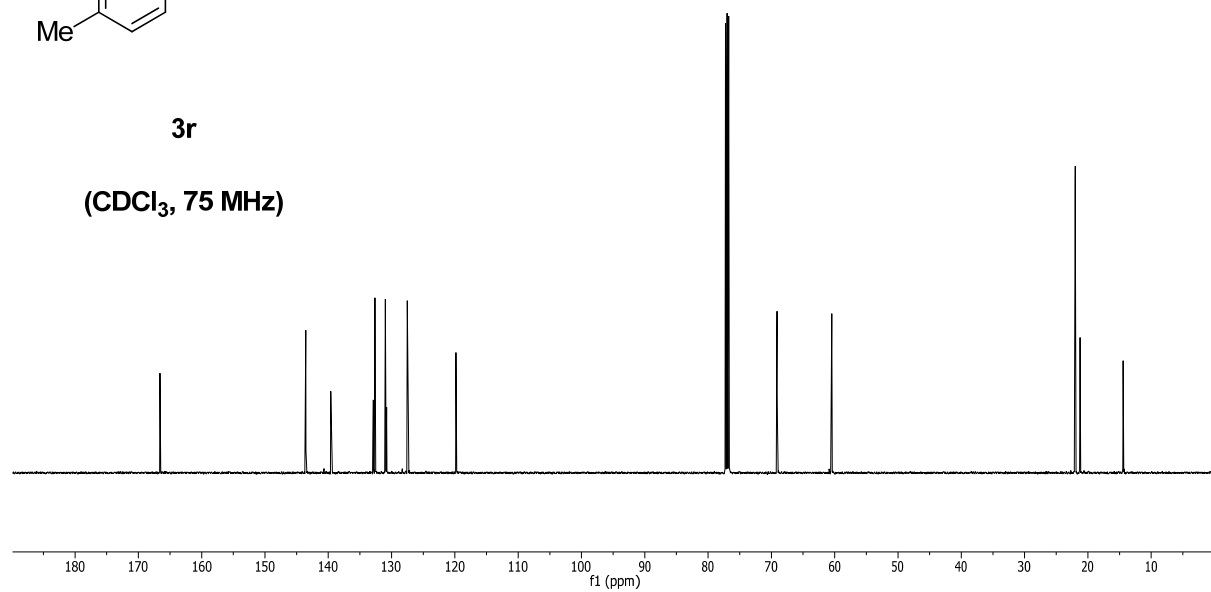
3r

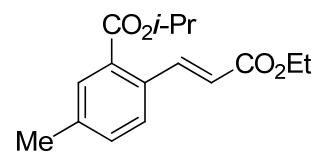
(CDCl₃, 300 MHz)



3r

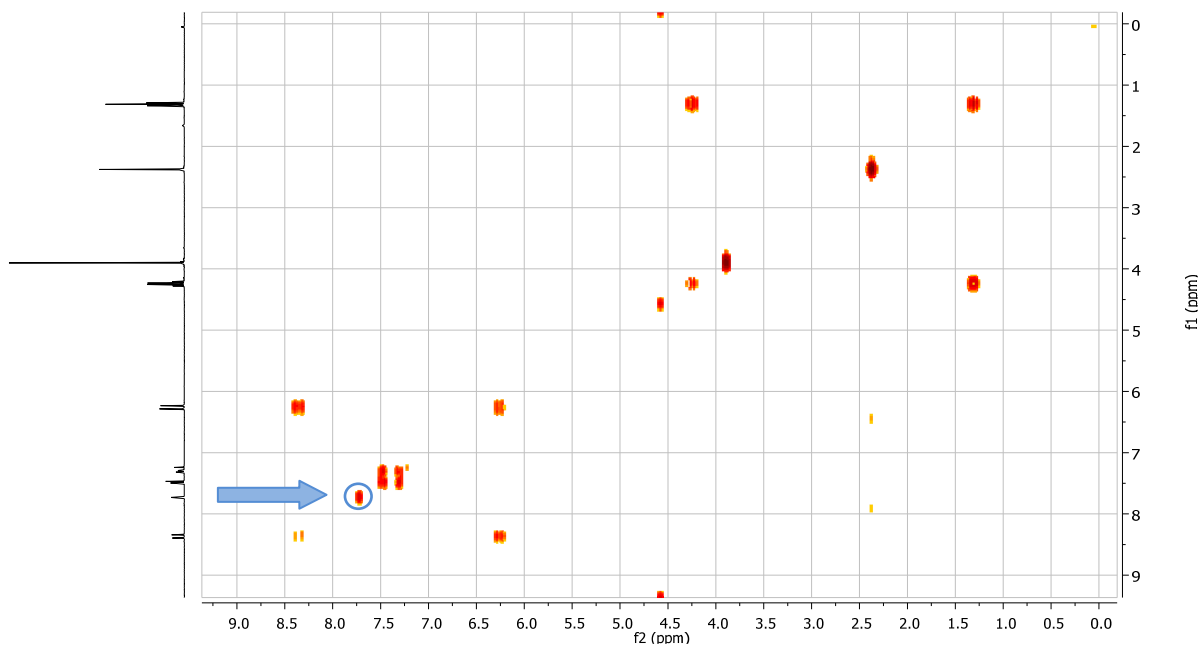
(CDCl₃, 75 MHz)

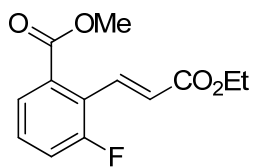




3r

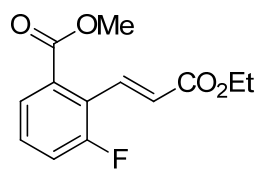
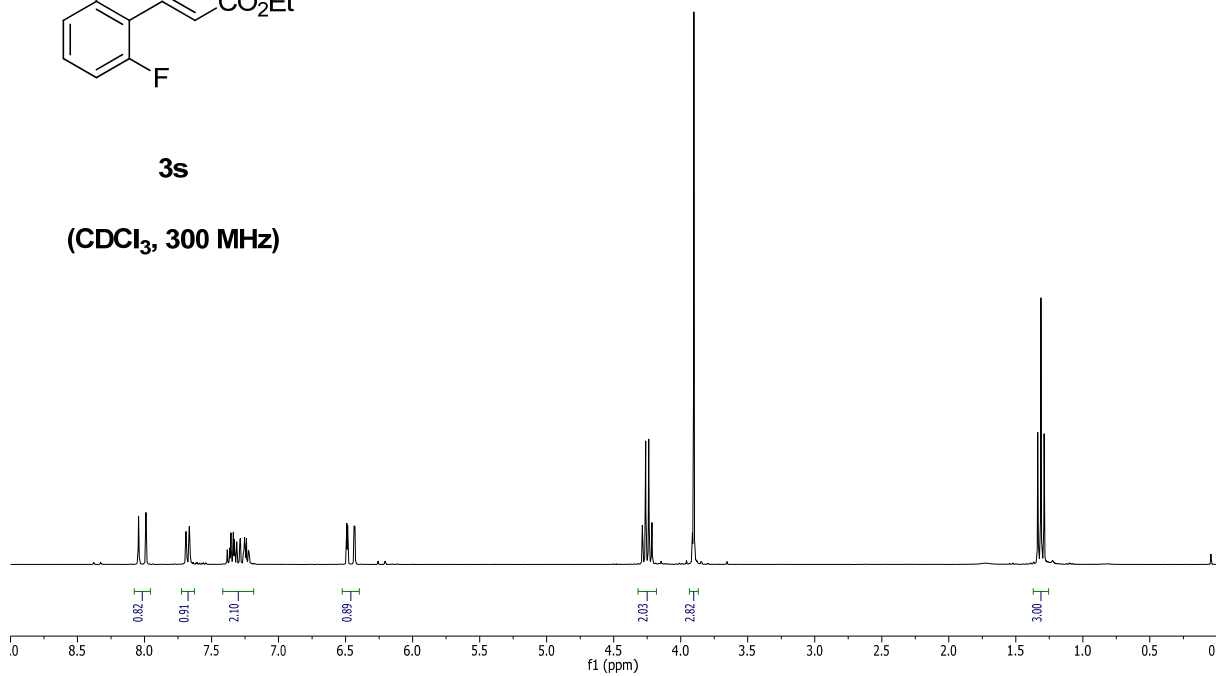
(CDCl₃, 300 MHz)





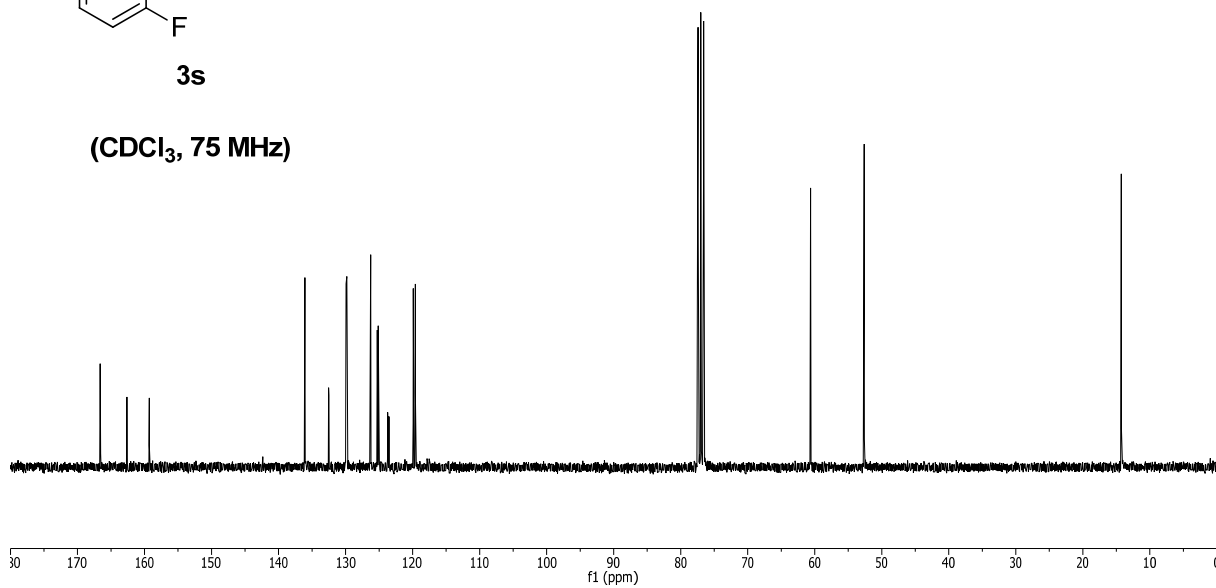
3s

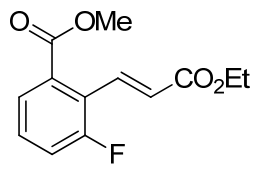
(CDCl₃, 300 MHz)



3s

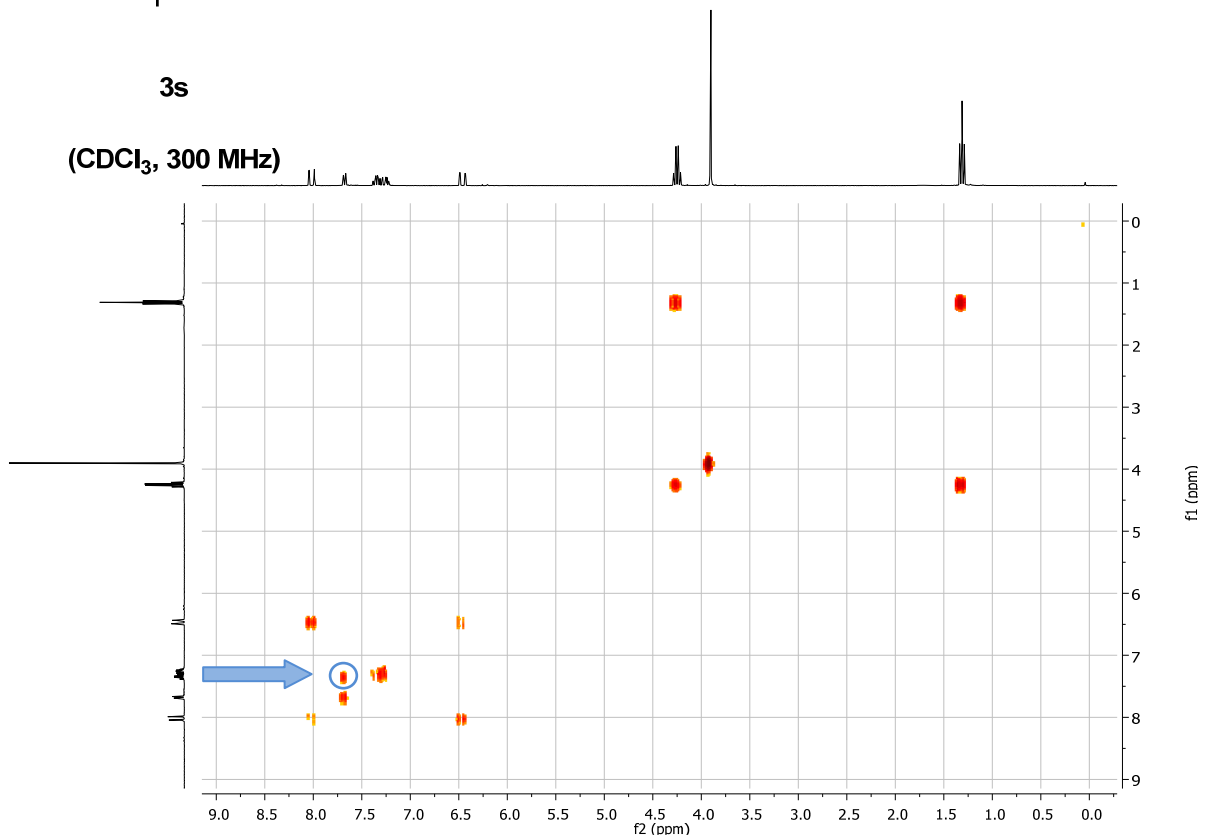
(CDCl₃, 75 MHz)

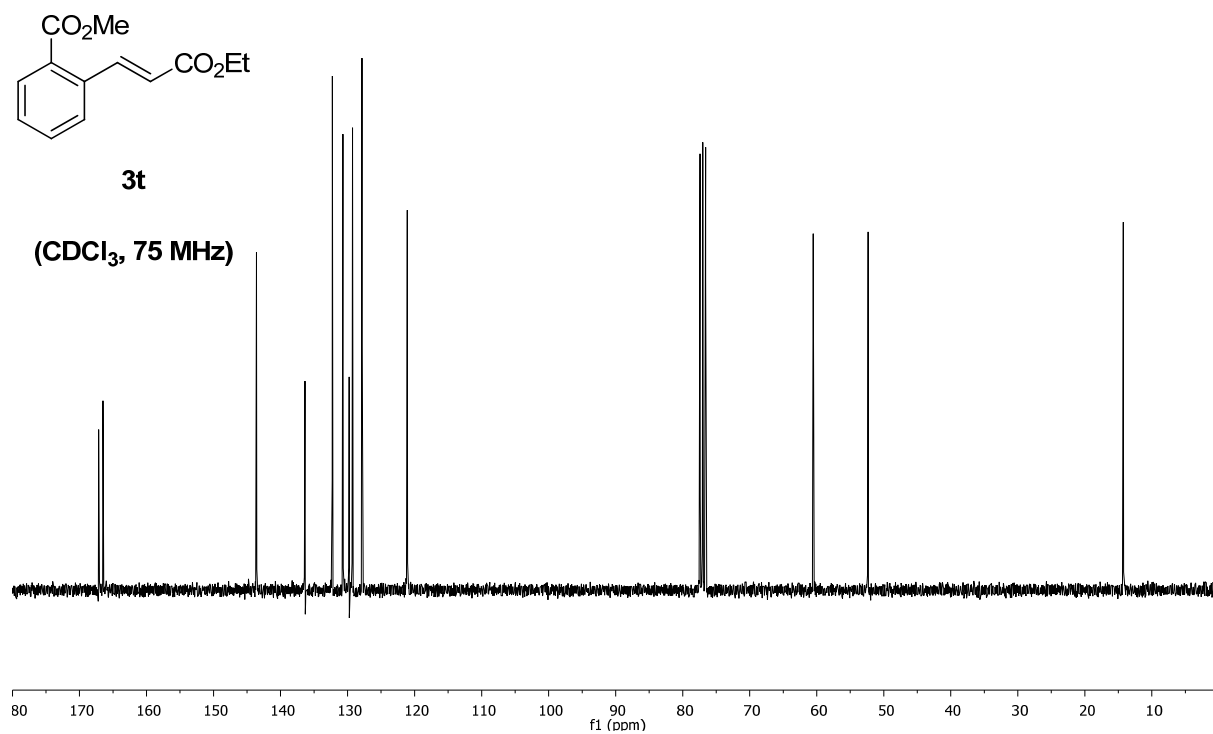
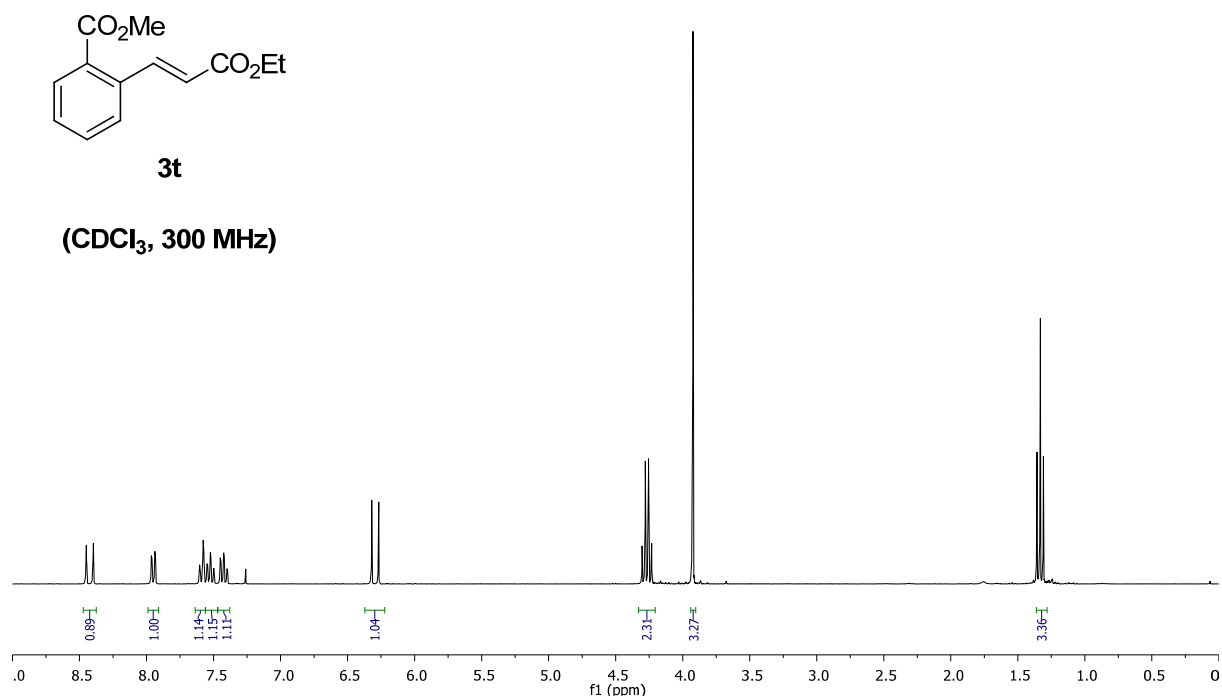


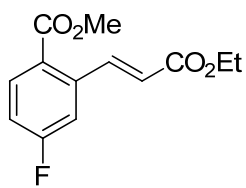


3s

(CDCl₃, 300 MHz)

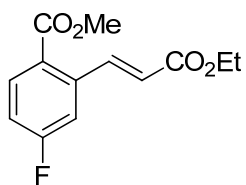
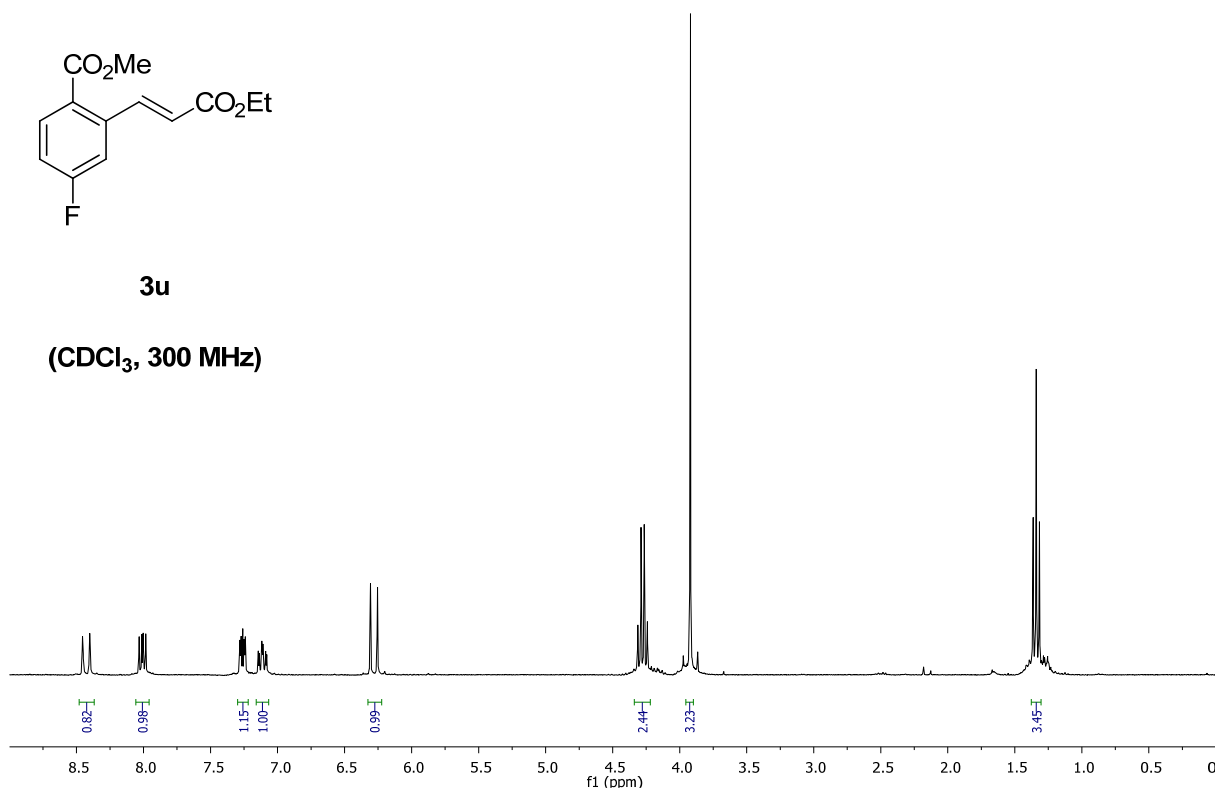






3u

(CDCl₃, 300 MHz)



3u

(CDCl₃, 75 MHz)

