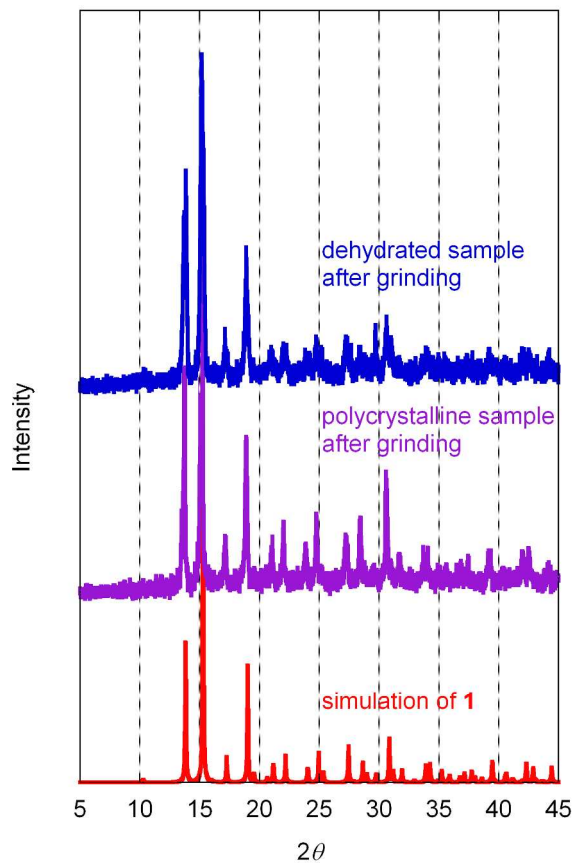


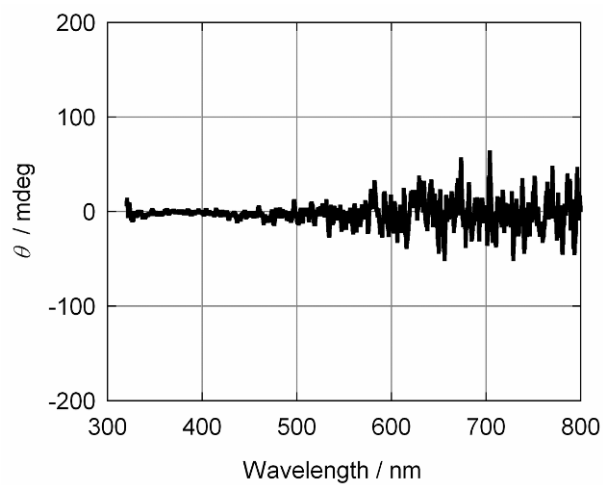
## Supporting Information

### A Homochiral 1D Helical Chain Based on an Achiral Cu(II) Complex

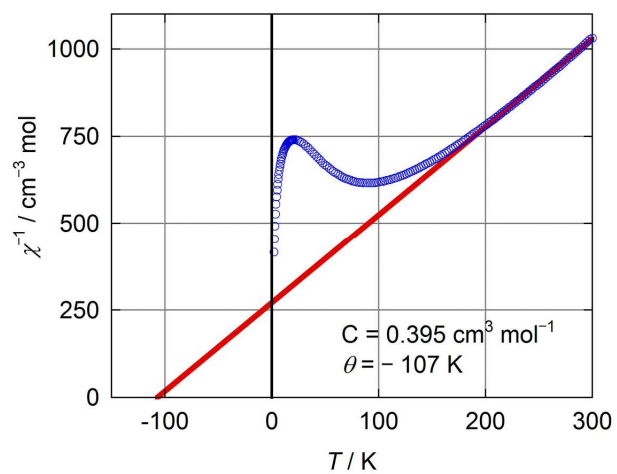
Chihiro Kachi-Terajima,<sup>\*</sup> Megumi Ishii, Toshiaki Saito, Chikahide Kanadani, Takunori Harada, and Reiko Kuroda



**Figure S1.** X-ray powder diffraction patterns of polycrystalline sample and dehydrated sample after grinding. Red line is the simulated X-ray powder diffraction patterns obtained from the single-crystal structural data of **1**



**Figure S2.** The CD spectrum in the saturated aqueous solution of **1**.



**Figure S3.**  $\chi^{-1}$  vs.  $T$  plot of **1**. Solid line is Curie-Weiss fit above 205 K.