

Supporting Information

Stimuli-responsive Amphiphilic Polyelectrolyte Heptablock Copolymer Physical Hydrogels: An Unusual pH-response

Maria-Teodora Popescu^{1,2}, Constantinos Tsitsilianis^{1,2*}
Christine M. Papadakis³, Joseph Adelsberger³, Sandor Balog⁴, Peter Busch⁵
Natalie A. Hadjiantoniou⁶, Costas S. Patrickios⁶

Since the present heptablock copolymer system exhibits a yield stress above 3 wt%, the modified Cox-Merz model, combining elastic, viscous and yielding phenomena was used to correlate the steady shear and the complex viscosities. Figure S1 shows that above 0.002 rad s⁻¹, the $\eta^*(\omega)$ and $\eta(\gamma)$ curves nearly superimpose, satisfying the modified Cox-Merz rule.^{1,2} In the region below 0.002 rad s⁻¹, a strong deviation from the model is observed which could be ascribed to artifacts of the flow measurement at this shear rate region. Thus, data below this shear rate are not reliable. Note that in time sweep flow experiments at stresses below that corresponding to 0.002 s⁻¹ (yield stress) cannot generate any flow.

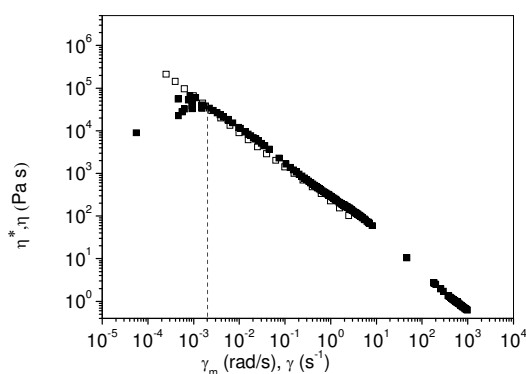


Figure S1. Dynamic and steady-state viscosities, $\eta^*(\omega)$ (\square) and $\eta(\gamma)$ (\blacksquare), as a function of γ_m and γ , respectively. Copolymer concentration was 3.5wt% and pH 6.

Deleted: Complex

In Figure S2, the dynamic viscosity is plotted as a function of frequency for various heptablock copolymer concentrations above 3 wt%. Since at this high concentration range

Deleted: complex

¹ Department of Chemical Engineering, University of Patras 26504, Patras, Greece

² Institute of Chemical Engineering and High Temperature Chemical Processes, ICE/HT-FORTH, P. O. Box 1414, 26504 Patras, Greece

³ Technische Universität München, Physikdepartment, Fachgebiet Physik weicher Materie, James-Frank-Str.1, 85747 Garching, Germany

⁴ Paul Scherrer Institut, 5232 Villigen PSI, Switzerland

⁵ Jülich Centre for Neutron Science at FRM II, Forschungszentrum Jülich GmbH, Lichtenbergstr. 1, 85747 Garching, Germany

⁶ Department of Chemistry, University of Cyprus, P. O. Box 20537, 1678 Nicosia, Cyprus

there is no Newtonian plateau, η^* values were obtained at the lowest frequency (0.01 Hz) and plotted as a function of concentration in a double-logarithmic scale (Inset). The dynamic viscosity shows an increase until 4 wt%, followed by stabilization at higher polymer concentrations.

Deleted: complex

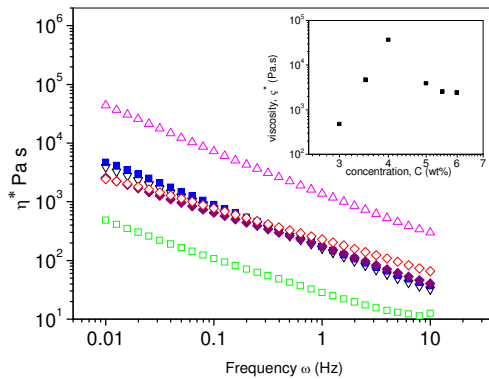


Figure S2. Dynamic viscosity η^* as a function of frequency for various polymer concentrations: 3 wt% (\square), 3.5 wt% (\blacksquare), 4 wt% (\triangle), 5wt% (∇), 5.5 wt% (\blacklozenge), 6 wt% (\blacklozenge). Inset: Double-logarithmic plot of η^* (at 0.01 Hz) as a function of polymer concentration.

Deleted: Complex

Effect of pH on the rheological properties

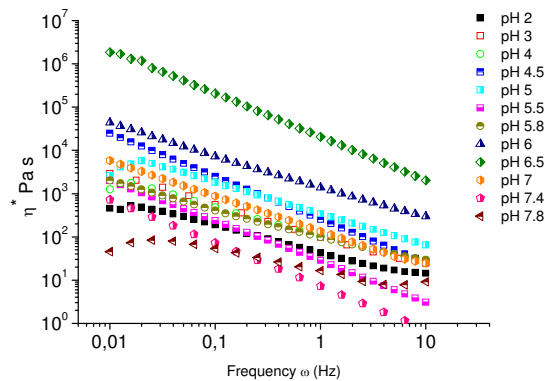


Figure S3. Dynamic viscosity η^* as a function of frequency (ω) for a 4 wt% heptablock copolymer concentration at different pH values.

Deleted: Complex

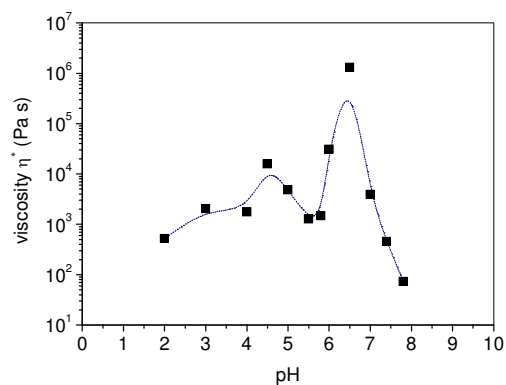


Figure S4. Dynamic viscosity $\eta^*(\omega)$ determined at the same lowest frequency of 0.01 Hz (from Figure S3) as a function of pH for a 4 wt% heptablock copolymer concentration.

Deleted: Complex

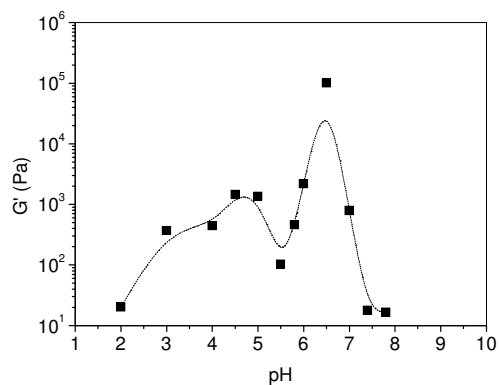


Figure S5. Elastic modulus (G' , Pa) from strain sweep experiments in the linear viscoelastic regime, as a function of pH for a 4 wt% heptablock copolymer aqueous solution.

- (1) Doraiswamy, D.; Mujumdar, A. N.; Tsao, I.; Beris, A. N.; Danforth, S. C.; Metzner, A. B. *J. Rheol.* **1991**, *35*, 647.
- (2) Cox, W. P.; Merz, E. H. *J. Polym. Sci.* **1958**, *28*, 619.