

Supporting Information

Antiviral Properties of Polymeric Aziridine- and Biguanide- Modified Core-Shell Magnetic Nanoparticles

Lev Bromberg,¹ Daniel J. Bromberg,¹ Alan T. Hatton,^{1,*} Isabel Bandín,² Angel Concheiro,³ and Carmen Alvarez-Lorenzo^{3,*}

¹Department of Chemical Engineering, Massachusetts Institute of Technology, Cambridge, Massachusetts 02139, USA.

²Departamento de Microbiología y Parasitología, Instituto de Acuicultura, Unidad Ictiopatología y Patología Viral, Universidad de Santiago de Compostela, 15872-Santiago de Compostela, Spain.

³Departamento de Farmacia y Tecnología Farmacéutica, Facultad de Farmacia, Universidad de Santiago de Compostela, 15872-Santiago de Compostela, Spain.

Model reaction between 3-glycidoxypropyltrimethoxysilane (GPTMS) and aziridine

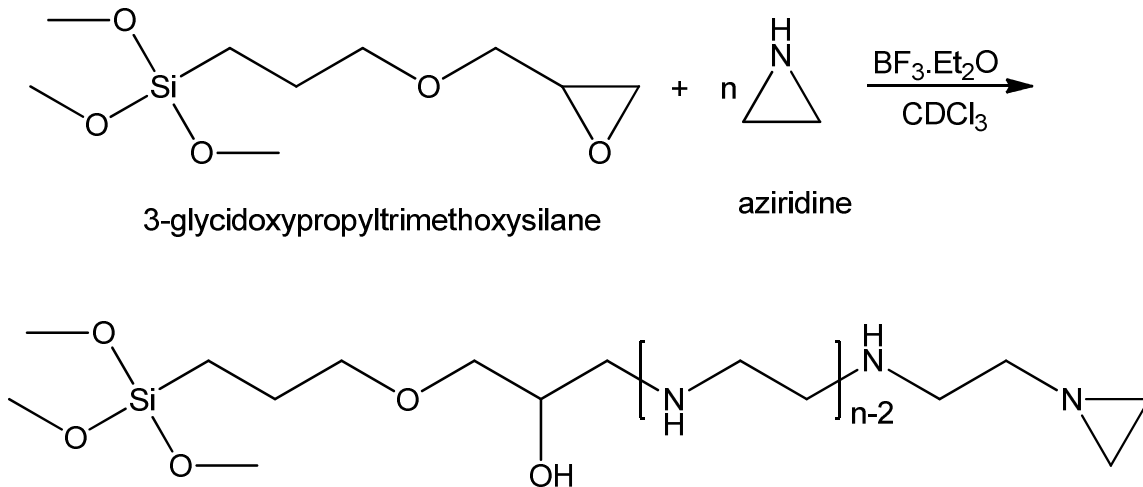
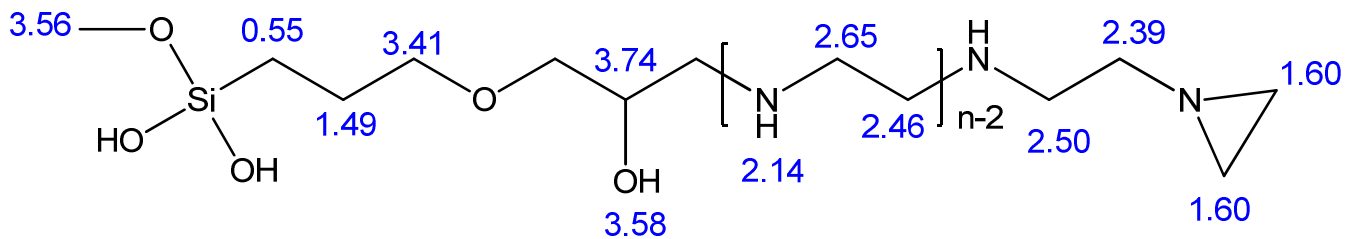


Fig.S-1. Schematic of the model reaction between GPTMS and aziridine in CDCl_3 catalyzed by boron trifluoride diethyl etherate.



aziridine-GPTMS conjugate

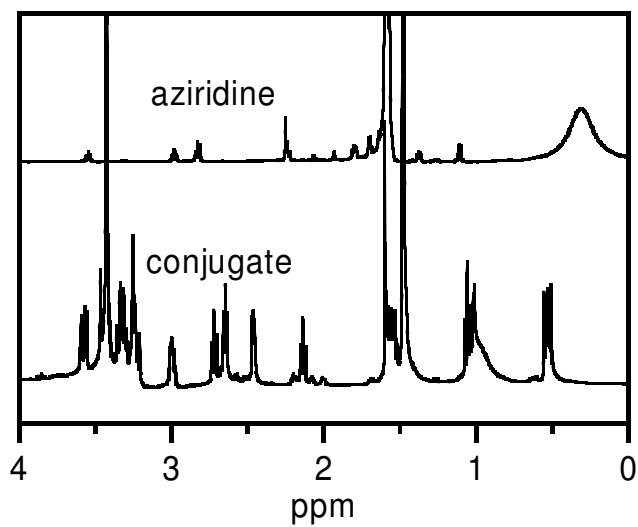


Fig.S-2. 400 MHz ¹H NMR spectra of GPTMS-aziridine conjugate (“conjugate”) and 98% aziridine in CDCl₃. Schematic depicts the conjugate structure and corresponding proton assignments of the observed signals (ppm).