

Supporting Information

Photodynamic Behavior of Heteroleptic Ir(III) Complexes with Carbazole- Functionalized Dendrons Associated with Efficient Electron Transfer Processes

*Ah-Reum Hwang, Won-Sik Han, Kyung-Ryang Wee, Hyun Young Kim, Dae Won Cho, Chyongjin Pac,**

*and Sang Ook Kang**

Department of Advanced Materials Chemistry, Korea University, Sejong Campus, Chungnam 339-700,
Korea.

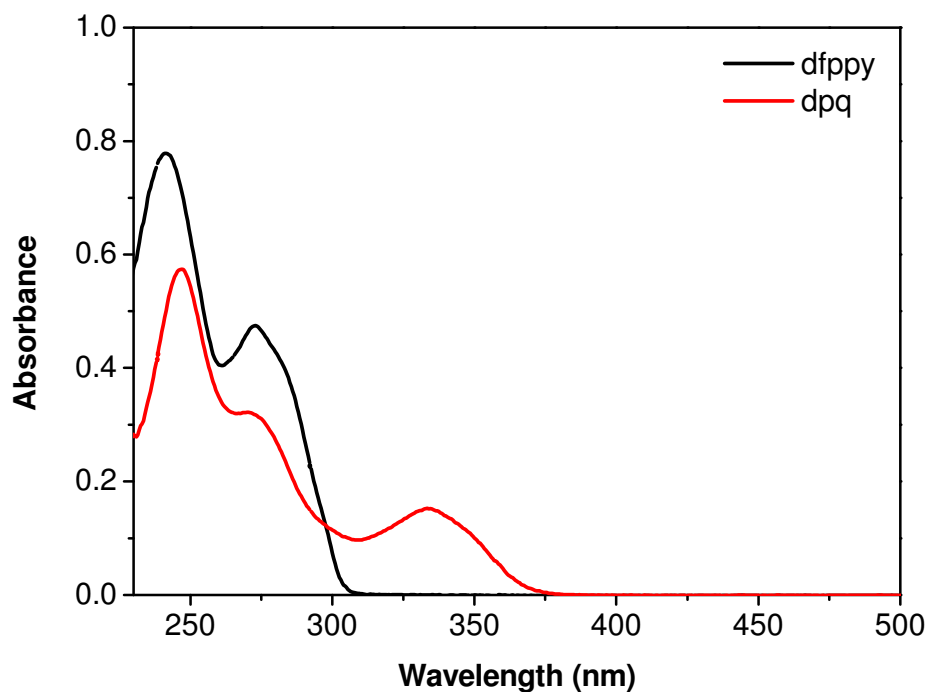


Figure S1. Absorption spectra for 10 μM CH_2Cl_2 solution of dfppy ligand (black) and dpq ligand (red).

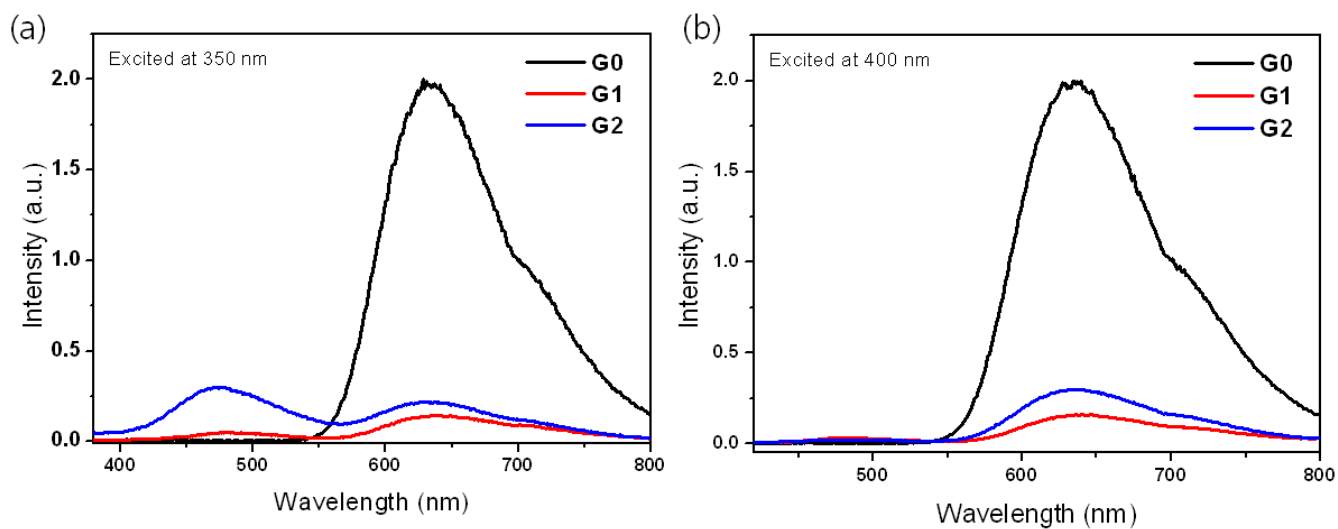


Figure S2. Emission spectra taken at room temperature for 10 μM CH_2Cl_2 solution of $[(\text{dfppy})_2\text{Ir}(\text{dpq})]^+$ (black) and $[(\text{dfppy}-\text{C}_{2n})_2\text{Ir}(\text{dpq})]^+$ ($n = 1$ (red), 2 (blue)); The excitation wavelength is (a) 350 and (b) 400 nm, respectively.

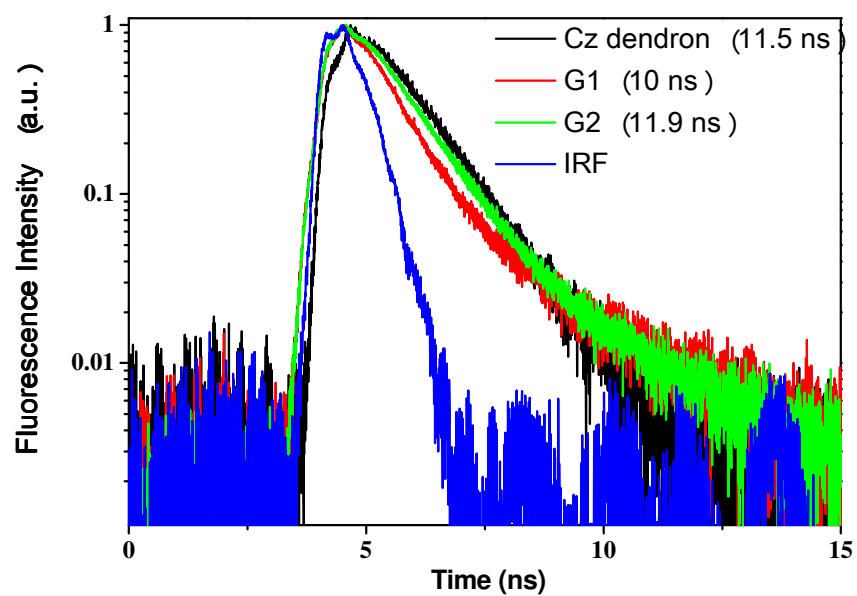


Figure S3. Fluorescence lifetime of carbazole for $[(dfppy-Cz_n)_2Ir(dpq)]^+$ in 2-MeTHF solution at 77 K. Excitation wavelength is 309 nm.

Table S1. Fluorescence lifetime and component rate of carbazole for $[(dfppy-Cz_n)_2Ir(dpq)]^+$ at room temperature.

$(dfppy-Cz_1)_2Ir(dpq)$			
τ_1 (ns)	component	τ_2 (ns)	component
6.2	10 %	0.002	90 %
$(dfppy-Cz_2)_2Ir(dpq)$			
τ_1 (ns)	component	τ_2 (ns)	component
5.88	67 %	0.062	33 %

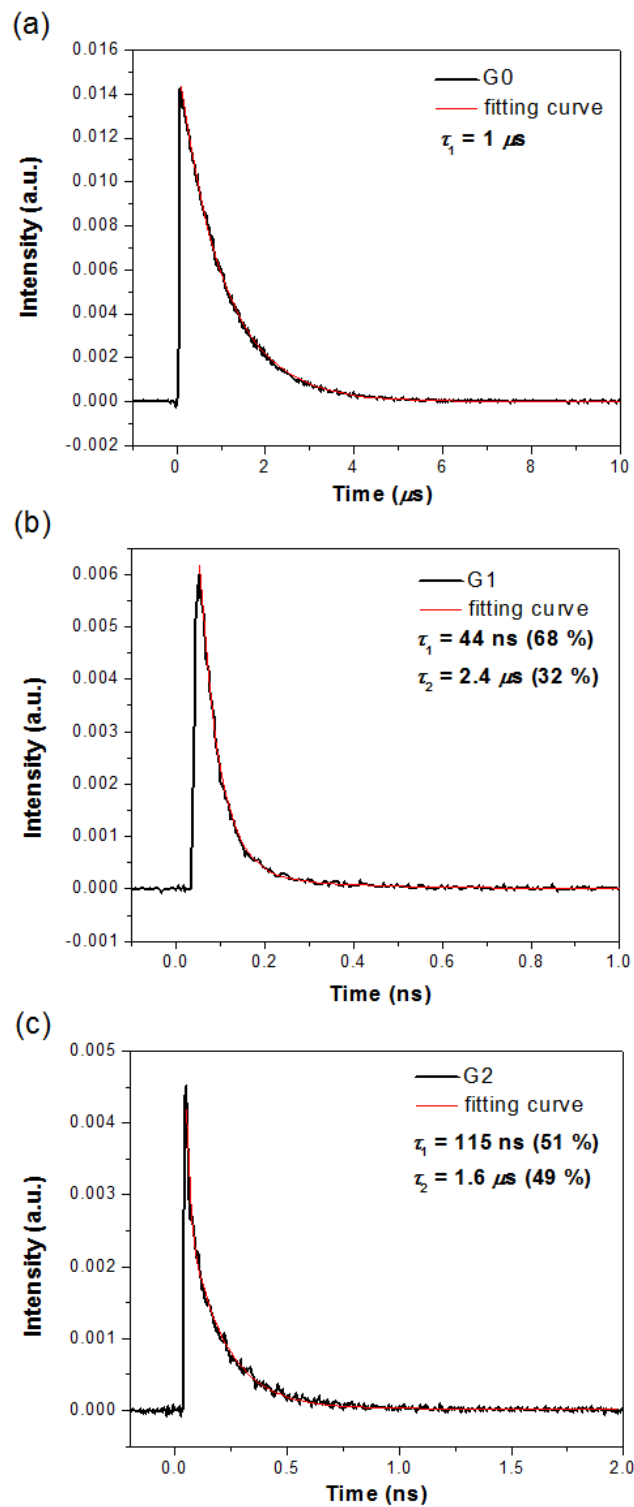


Figure S4. Phosphorescence lifetime of Ir(dpq) core for (a) **G0** (b) **G1** (c) **G2** in MC solution at room temperature. Excitation wavelength is 309 nm.

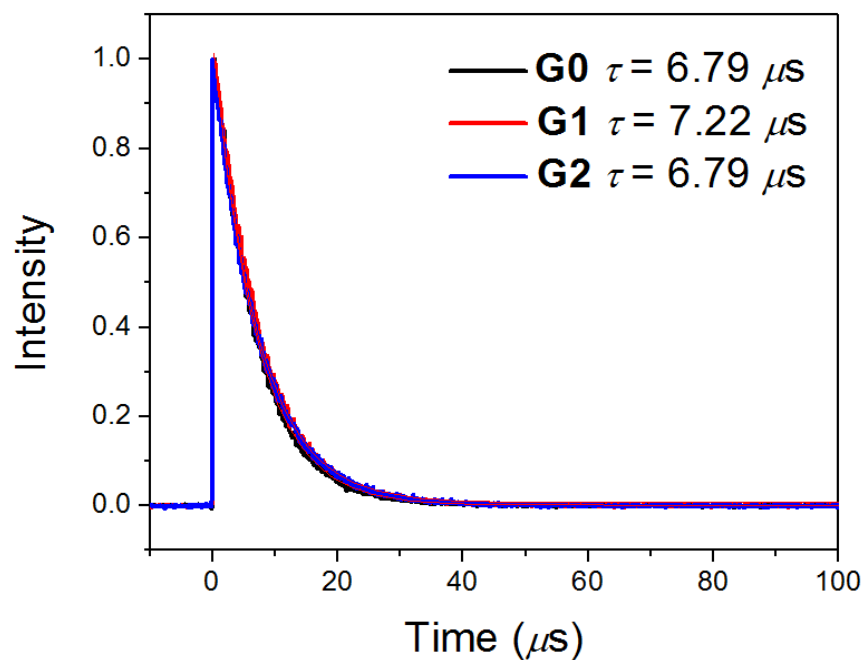


Figure S5. Phosphorescence lifetime of Ir(dpq) core for (a) **G0** (b) **G1** (c) **G2** in MC solution at 77 K. Excitation wavelength is 309 nm.

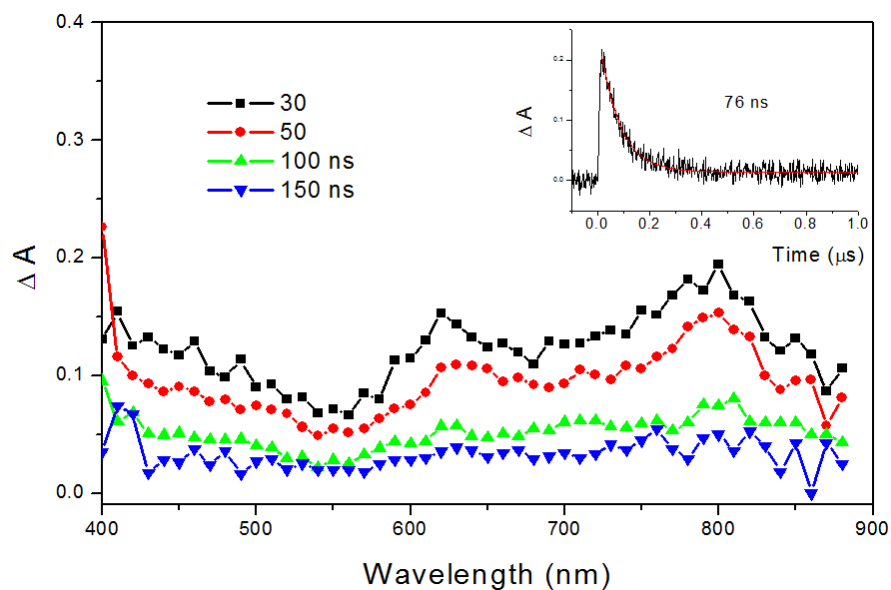


Figure S6. Transient absorption spectra of **G2** as obtained by laser flash photolysis techniques. Excitation wavelength is 355 nm. Inset decay profiles are measured at 800 nm (blue line).

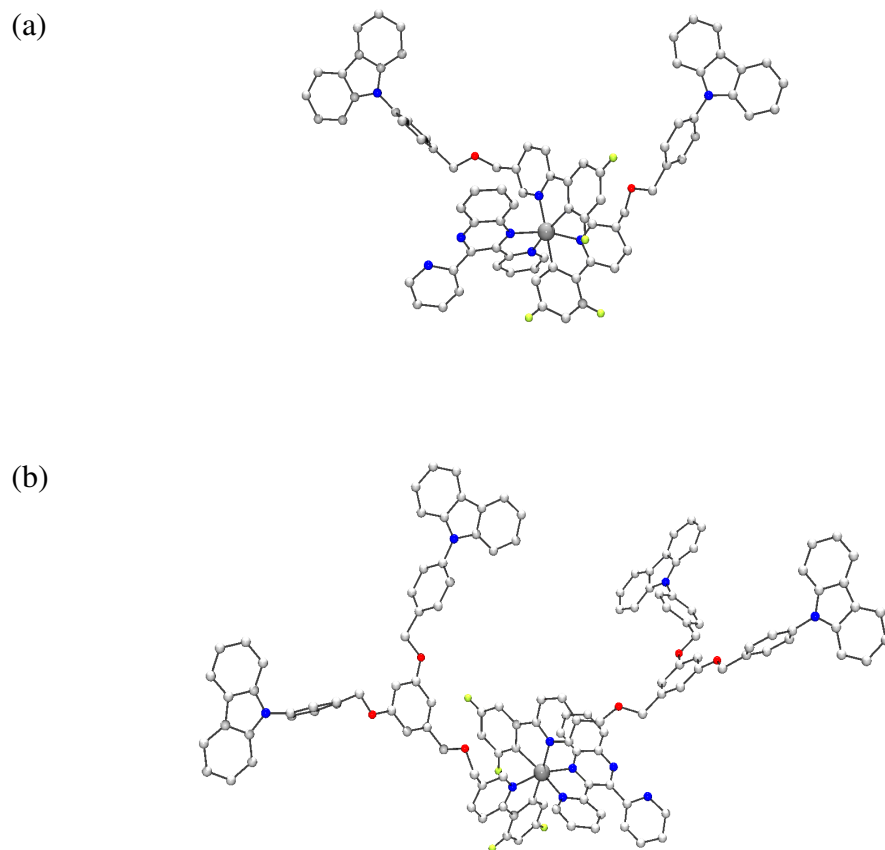


Figure S7. Optimized structures of (a) **G1** and (b) **G2** using semi-empirical (AM1) calculation. Hydrogen atoms are omitted.