

Supporting Information

Raman Characterization of Thermal Conduction in Transparent Carbon Nanotube Films

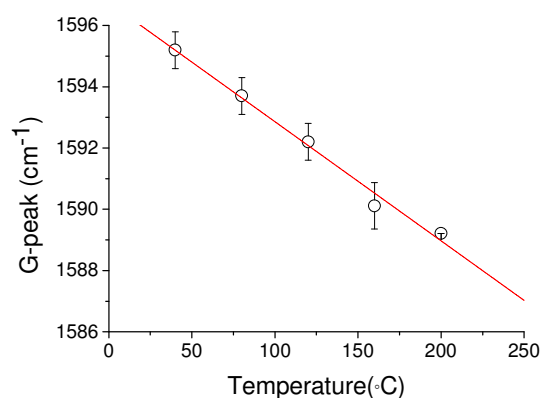
Duckjong Kim†, Lijing Zhu*,**, Chang-Soo Han*, Jae-Hyun Kim**

*and Seunghyun Baik***

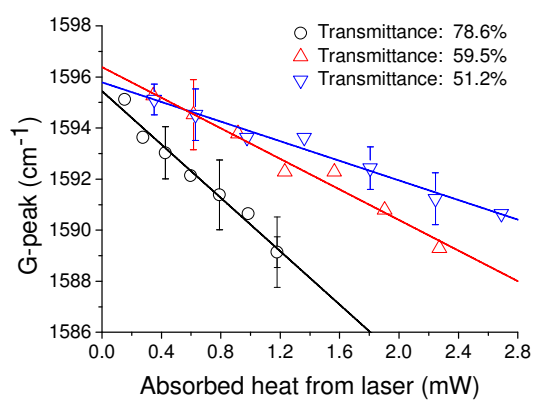
* Department of Nano Mechanics, Korea Institute of Machinery and Materials,

** Department of Mechanical Engineering, Sungkyunkwan University

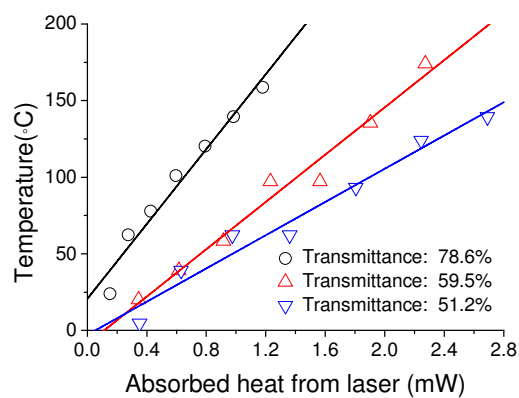
† Corresponding author. E-mail: dkim@kimm.re.kr, Phone: +82-42-868-7121, Fax: +82-42-868-7884



(a)

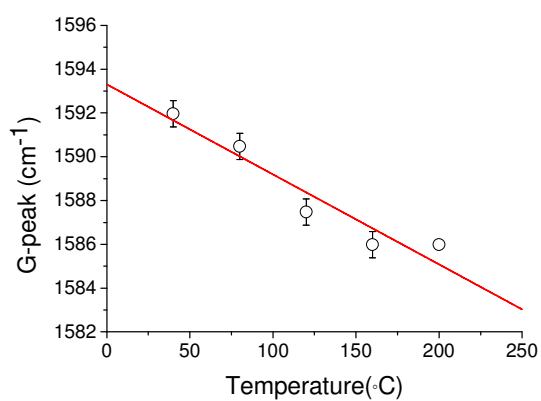


(b)

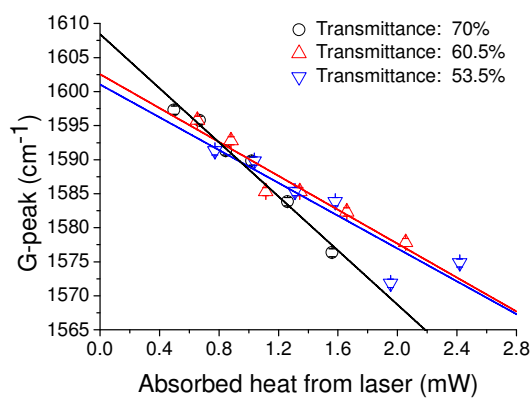


(c)

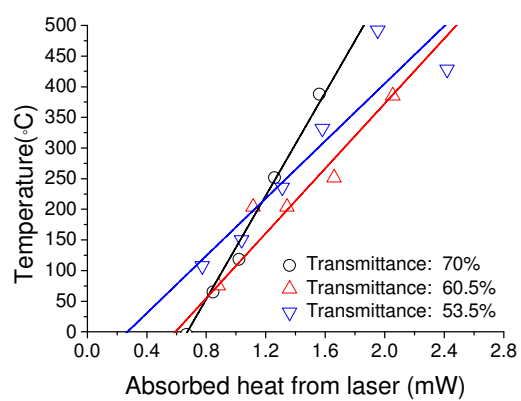
Figure S1. Experimental results from optical method (arc-discharge SWCNT films). (a) G-peak shift according to film temperature. (b) G-peak shift according to absorbed heat. (c) Film temperature according to absorbed heat.



(a)

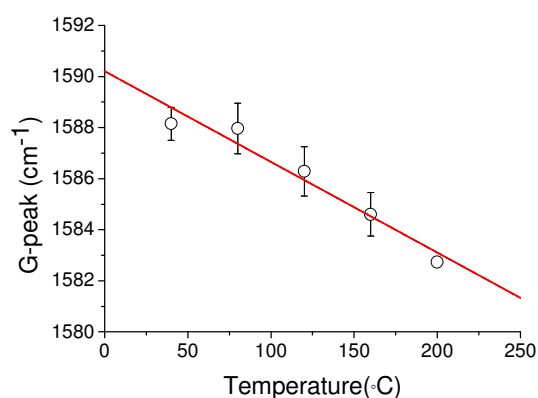


(b)

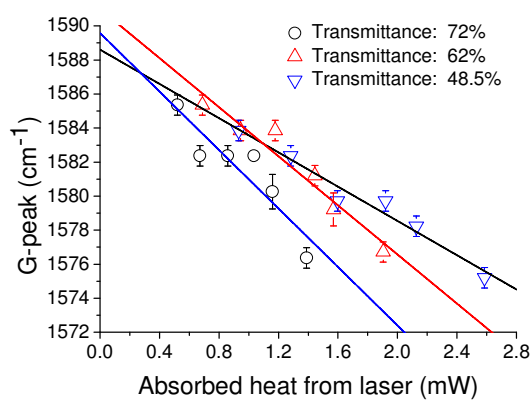


(c)

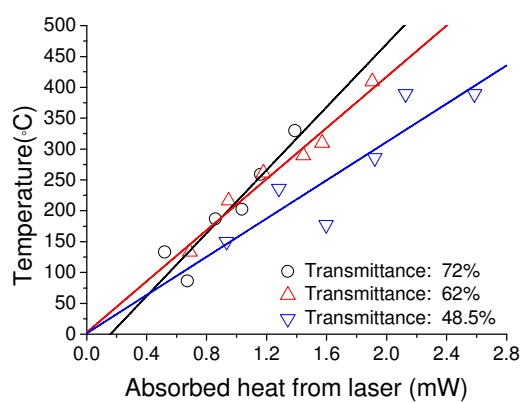
Figure S2. Experimental results from optical method (CCVD MWCNT films). (a) G-peak shift according to film temperature. (b) G-peak shift according to absorbed heat. (c) Film temperature according to absorbed heat.



(a)

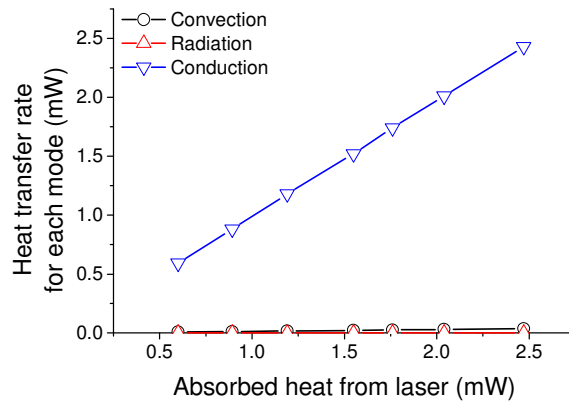


(b)

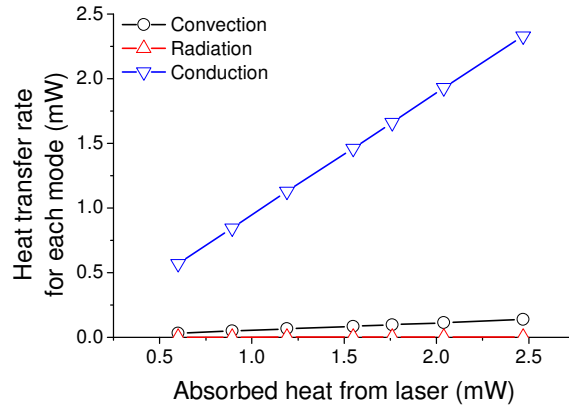


(c)

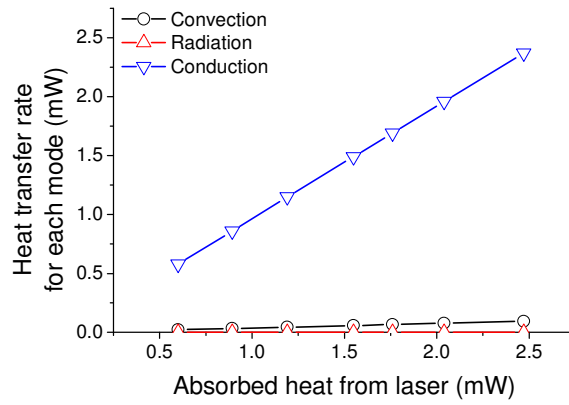
Figure S3. Experimental results from optical method (TCVD MWCNT films). (a) G-peak shift according to film temperature. (b) G-peak shift according to absorbed heat. (c) Film temperature according to absorbed heat.



(a)



(b)



(c)

Figure S4. Heat transfer rate dissipated by each heat transfer mode for (a) arc-discharge SWCNT film with 51.2% transmittance, (b) CCVD MWCNT film with 53.5% transmittance and (c) TCVD MWCNT film with 48.5% transmittance.