

Molecular wipes: application to epidemic keratoconjunctivitis

Karolina Aplander,^{a†} Marko Marttila,^{b†} Sophie Manner,^a Niklas Arnberg,^{b,c} Olov
Sterner,^a Ulf Ellervik^{a*}

a) Center for Analysis and Synthesis, Chemical Center, Lund University, P. O. Box 124, SE-221 00 Lund, Sweden. b) Division of Virology, Department of Clinical Microbiology, Umeå University SE-90185, Umeå, Sweden. c) Laboratory for Molecular Infection Medicine in Sweden (MIMS), Umeå University

* Corresponding author. Phone: +46-46-2228220; Fax: +46-46-2228209; e-mail: ulf.ellervik@organic.lu.se.

TABLE OF CONTENTS

1. Synthesis of compounds 2-5	S2
2. NMR of compound 2a	S6
3. NMR of compound 2b	S7
4. NMR of compound 2a	S8
5. NMR of compound 3	S9
6. NMR of compound 4	S10
7. NMR of compound 5a	S11
8. NMR of compound 5b	S12
9. NMR of compound 5c	S13
10. NMR of compound 6	S14
11. NMR of compound 7	S15
12. NMR of compound 8a	S16
13. NMR of compound 8b	S17
14. NMR of compound 8c	S18

6,19-diaza-22-(9H-fluoren-9-yl)-10,13,16,21-tetraoxa-7,20-dioxo-dokosanyl methyl(5-acetamido-4,7,8,9-tetra-O-acetyl-3,5-dideoxy-D-glycero- α -D-galacto-2-nonylopyranosyl)onate (2a). **1** (151 mg, 0.189 mmol) was dissolved in dry DMF (5 mL) and then piperidine (706 μ L, 7.14 mmol) was added to the solution. The reaction mixture was stirred for 2h after which the solvent and remaining piperidine were evaporated under reduced pressure to give a crude intermediate. This crude intermediate (36.3 mg, 0.063 mmol) and Fmoc-NH-CH₂CH₂O-(PEG)₂-CH₂CH₂-COOH were dissolved in DCM (1 mL) and the solution was cooled to 0 °C. EDC•HCl (18.2 mg, 0.095 mmol) was added to the solution and the reaction mixture was stirred for 18 h. The crude was subjected to flash column chromatography (DCM/MeOH 25:1) to give **2a** (45.0 mg, 71%). ¹H NMR (400 MHz, CDCl₃) δ 1.28-1.57 (m), 1.87 (s, 3H), 1.90-1.96 (m), 2.01 (s, 3H), 2.02 (s, 3H), 2.13 (s, 3H), 2.13 (s, 3H), 2.42 (t, 2H), 2.53-2.58 (m, 1H), 3.17-3.27 (m, 3H), 3.38-3.40 (m), 3.55-3.62 (m), 3.68-3.78 (m), 4.02-4.10 (m, 3H) 4.21 (t, 1H), 4.29-4.33 (m, 1H), 4.40 (d, 2H), 4.79-4.86 (m, 1H), 5.19-5.22 (m, 1H), 5.29-5.32 (m, 1H), 5.37-5.44 (m, 2H), 6.37 (t, 1H), 7.28-7.32 (m, 2H), 7.39 (t, 2H), 7.60 (d, 2H), 7.76 (d, 2H). HRMS calcd. for C₄₉H₆₇N₃O₁₉ (M+Na)⁺ 1024.4266, found 1024.4921.

6,25-diaza-28-(9H-fluoren-9-yl)-10,13,16,19,22,28-hexaoxa-7,26-dioxo-oktaeikosanyl methyl(5-acetamido-4,7,8,9-tetra-O-acetyl-3,5-dideoxy-D-glycero- α -D-galacto-2-nonylopyranosyl)onate (2b). The following compound was synthesized in an analogous method to compound **2a**, using Fmoc-NH-CH₂CH₂O-(PEG)₄-CH₂CH₂-COOH instead of Fmoc-NH-CH₂CH₂O-(PEG)₂-CH₂CH₂-COOH. Yield 83.4 mg (61%). ¹H NMR (400 MHz, CDCl₃) δ 1.27-1.57 (m), 1.86-2.04 (m), 2.13 (s, 6H), 2.43 (t, 2H), 2.53-2.58 (m, 1H), 3.17-3.24 (m, 3H), 3.36-3.40 (m), 3.55-3.62 (m), 3.68-3.77 (m), 4.02-4.11 (m, 3H), 4.21 (t, 1H), 4.29-4.32 (m, 1H), 4.39 (d,

2H), 4.79-4.85 (m, 1H), 5.23-5.25 (m, 1H), 5.29-5.32 (m, 1H), 5.36-5.40 (m, 1H), 5.48 (t, 1H), 6.47 (t, 1H), 7.28-7.32 (m, 2H), 7.37-7.41 (m, 2H), 7.60 (d, 2H), 7.75 (d, 2H). HRMS calcd. for $C_{53}H_{75}N_3O_{21}$ (M+Na)⁺ 1112.4791, found 1112.5548.

6,46-diaza-49-(9H-fluoren-9-yl)-10,13,16,19,22,25,28,31,34,37,40,43,48-tridekaoxa-7,47-dioxo-nonatetrakontanyl methyl(5-acetamido-4,7,8,9-tetra-O-acetyl-3,5-dideoxy-D-glycero- α -D-galacto-2-nonylopyranosyl)onate (2c). The following compound was synthesized in an analogous method to compound **2a**, using Fmoc-NH-CH₂CH₂O-(PEG)₁₁-CH₂CH₂-COOH instead of Fmoc-NH-CH₂CH₂O-(PEG)₂-CH₂CH₂-COOH. Yield 45.8 mg (60%). ¹H NMR (400 MHz, CDCl₃) δ 1.23-1.57 (m), 1.86 (s, 3H), 1.88-1.98 (m), 2.01 (s, 3H), 2.02 (s, 3H), 2.12 (s, 6H), 2.43 (t, 2H), 2.53-2.57 (m, 1H), 3.16-3.27 (m, 3H), 3.37-3.43 (m, 2H), 3.54-3.62 (m), 3.69-3.75 (m), 3.75-3.77 (m), 4.01-4.10 (m), 4.20 (t, 1H), 4.28-4.32 (m, 1H), 4.34-4.39 (m, 2H), 4.78-4.85 (m, 1H), 5.24-5.31 (m, 2H), 5.35-5.39 (m, 1H), 5.43 (t, 1H), 6.50 (t, 1H), 7.27-7.31 (m, 2H), 7.36-7.40 (m, 2H), 7.58-7.63 (m, 2H), 7.74 (d, 2H). HRMS calcd. for $C_{67}H_{103}N_3O_{28}$ (M+Na)⁺ 1420.6626, found 1420.7222.

6,25-diaza-10,13,16,19,22-pentaoxa-7,26-dioxo-tritetrakontanyl methyl(5-acetamido-4,7,8,9-tetra-O-acetyl-3,5-dideoxy-D-glycero- α -D-galacto-2-nonylopyranosyl)onate (3). **2b** (26.7 mg, 0.024 mmol) was dissolved in DMF (1.5 mL) and then piperidine (92 μ L, 0.93 mmol) was added. The reaction mixture was stirred for 3 h. The solvent was evaporated to give a crude intermediate. The crude intermediate was dissolved in DCM (1.5 mL) and then stearic acid (10.2 mg, 0.036 mmol) was added to the solution and the reaction was cooled to 0 °C. EDC•HCl (6.9 mg, 0.036 mmol) was added to the solution. The reaction mixture was stirred for 17 h. The reaction mixture was washed with water, dried over MgSO₄, filtered and concentrated under reduced pressure. The crude was subjected to flash column

chromatography (DCM/MeOH 25:1) to give **3** (14.2 mg, 52% over two steps). ¹H NMR (400 MHz, CDCl₃) δ 0.88 (t), 1.25-1.42 (m), 1.46-1.67 (m), 1.79-1.83 (m), 1.88 (s, 3H), 1.91-1.97 (m), 2.03, (s, 3H), 2.04 (s, 3H), 2.10-2.19 (m), 2.44-2.47 (t, 2H), 2.54-2.60 (m), 3.18-3.33 (m), 3.42-3.46 (m, 2H), 3.54-3.56 (m, 2H), 3.61-3.65 (m), 3.71-3.77 (m), 3.79 (s, 3H), 4.02-4.11 (m, 3H), 4.30-4.33 (m, 1H), 4.80-4.87 (m, 1H), 5.15-5.17 (m, 1H), 5.30-5.33 (m, 1H), 5.37-5.41 (m, 1H), 6.18 (t, 1H), 6.51 (t, 1H). HRMS calcd. for C₃₆H₉₉N₃O₂₀ (M+Na)⁺ 1156.6720, found 1156.7217.

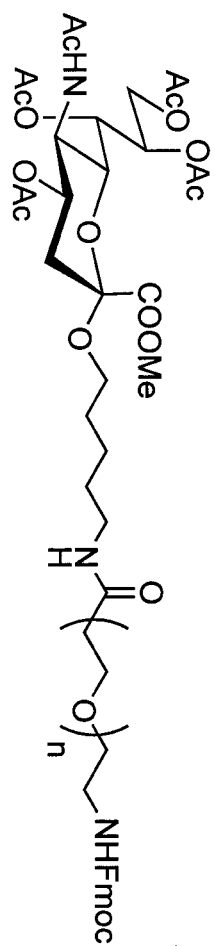
6,25-diaza-10,13,16,19,22-pentaoxa-7,26-dioxo-nonatetrakontanyl methyl(5-acetamido-4,7,8,9-tetra-O-acetyl-3,5-dideoxy-D-glycero-α-D-galacto-2-nonylopyranosyl)onate (4). Compound **4** was synthesized in an analogous method to compound **3**, using **2b** and tetracosanoic acid. Yield 18.3 mg (63%). ¹H NMR (400 MHz, CDCl₃) δ 0.87 (t, 3H), 1.24-1.40 (m), 1.46-1.62 (m), 1.87 (s, 3H), 1.90-1.96 (m), 2.02 (s, 3H), 2.03 (s, 3H), 2.10-2.18 (m), 2.43-2.46 (t, 2H), 2.54-2.59 (m), 3.17-3.30 (m), 3.41-3.45 (m, 2H), 3.53-3.56 (m, 2H), 3.60-3.64 (m), 3.70-3.76 (m), 3.78 (s, 3H), 4.02-4.11 (m), 4.29-4.33 (m, 1H), 4.79-4.86 (m, 1H), 5.22-5.24 (m, 1H), 5.29-5.32 (m, 1H), 5.36-5.40 (m, 1H), 6.15 (t, 1H), 6.51 (t, 1H). HRMS calcd. for C₆₂H₁₁₁N₃O₂₀ (M+H)⁺ 1218.7839, found 1218.7875.

6,19-diaza-10,13,16-trioxa-7,20-dioxo-29,31-tetratetrakonta-diynyl methyl(5-acetamido-4,7,8,9-tetra-O-acetyl-3,5-dideoxy-D-glycero-α-D-galacto-2-nonylopyranosyl)onate (5a). Compound **5a** was synthesized in an analogous method to compound **3**, using **2a** and 10,12-pentacosadiynoic acid. Yield 36.3 mg (73%). ¹H NMR (400 MHz, CDCl₃) δ 0.86 (t, 3H), 1.23-1.41 (m), 1.42-1.61 (m), 1.86 (s, 3H), 1.89-1.97 (m), 2.01 (s, 3H), 2.02 (s, 3H), 2.08-2.18 (m), 2.20-2.23 (m), 2.43 (t, 2H), 2.53-2.59 (m, 1H), 3.18-3.31 (m), 3.4-3.44 (m, 2H), 3.52-3.55 (m, 2H), 3.59-3.62 (m), 3.69-3.75 (m), 3.77 (s, 3H), 4.01-4.10 (m), 4.28-4.32 (m, 1H), 4.78-4.85 (m, 1H),

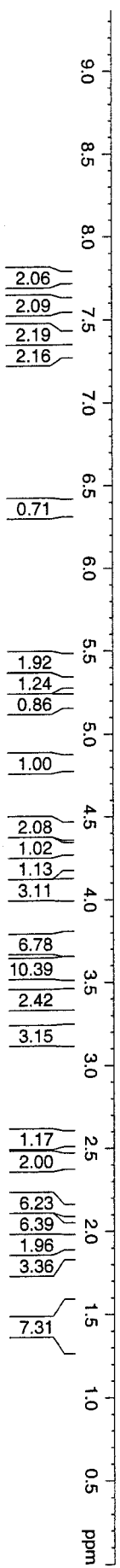
5.28-5.39 (m, 3H), 6.11 (t, 1H), 6.43 (t, 1H). HRMS calcd. for $C_{59}H_{97}N_3O_{18}$ ($M+Na$)⁺ 1158.6665, found 1158.6655.

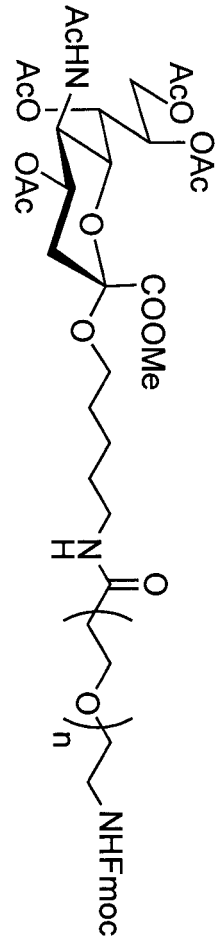
6,25-diaza-10,13,16,19,22-pentaoxa-7,26-dioxo-35,37-pentakontadiynyl methyl(5-acetamido-4,7,8,9-tetra-*O*-acetyl-3,5-dideoxy-D-glycero- α -D-galacto-2-nonylopyranosyl)onate (5b). Compound **5b** was synthesized in an analogous method to compound **3**, using **2b** and 10,12-pentacosadiynoic acid. Yield 21.9 mg (62%). ¹H NMR (400 MHz, CDCl₃) δ 0.86 (t, 3H), 1.24-1.39 (m), 1.45-1.62 (m), 1.86 (s, 3H), 1.92-1.95 (m), 2.01 (s, 3H), 2.02 (s, 3H), 2.10-2.17 (m), 2.20-2.24 (m), 2.45 (t, 2H), 2.53-2.59 (m), 3.17-3.31 (m), 3.41-3.45 (m, 2H), 3.53-3.55 (m, 2H), 3.61-3.64 (m), 3.70-3.76 (m), 3.78 (s, 3H), 4.01-4.10 (m), 4.28-4.35 (m, 1H), 4.78-4.85 (m, 1H), 5.26-5.31 (m, 2H), 5.35-5.40 (m, 1H), 6.19 (t, 1H), 6.52 (t, 1H). HRMS calcd. for $C_{63}H_{105}N_3O_{20}$ ($M+Na$)⁺ 1246.7189, found 1246.7118.

6,46-diaza-10,13,16,19,22,25,28,31,34,37,40,43,46-dodekaoxa-7,47-dioxo-56,58-henheptakonta-diynyl methyl(5-acetamido-4,7,8,9-tetra-*O*-acetyl-3,5-dideoxy-D-glycero- α -D-galacto-2-nonylopyranosyl)onate (5c). Compound **5c** was synthesized in an analogous method to compound **3**, using **2c** and 10,12-pentacosadiynoic acid. Yield 25.2 mg (50%). ¹H NMR (400 MHz, CDCl₃) δ 0.87 (t, 3H), 1.24-1.41 (m), 1.46-1.62 (m), 1.87 (s, 3H), 1.90-2.02 (m), 2.03 (s, 3H), 2.05 (s, 3H), 2.13-2.18 (m), 2.21-2.24 (m), 2.46 (t, 2H), 2.54-2.58 (m, 1H), 3.17-3.26 (m), 3.42-3.49 (m), 3.54-3.56 (m), 3.62-3.65 (m), 3.70-3.75 (m), 3.79 (s, 3H), 4.02-4.11 (m), 4.29-4.32 (m, 1H), 4.79-4.86 (m, 1H), 5.17-5.20 (m, 1H), 5.29-5.32 (m, 1H), 5.36-5.40 (m, 1H), 6.17 (s, 1H), 6.58 (s, 1H). HRMS calcd. for $C_{77}H_{133}N_3O_{27}$ ($M+Na$)⁺ 1554.9024, found 1554.9325.

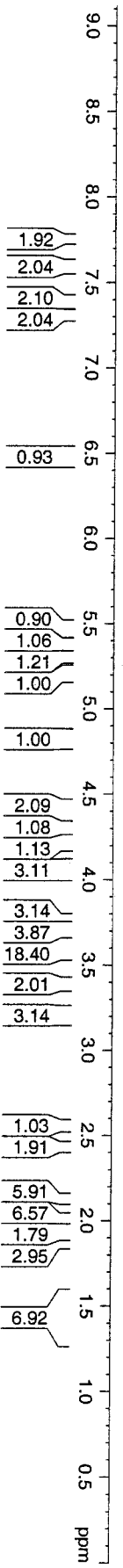


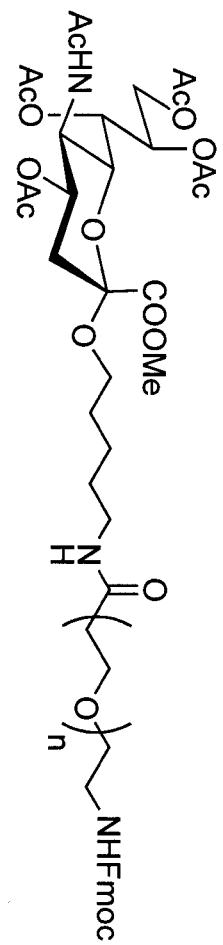
Compound 2a: $n = 3$





Compound 2b: $n = 5$





Compound 2c: $n = 11$

