

Supporting Information

High Performance Solar Cells from Ionic Liquid Electrolyte in Methyl-Terminated Silicon Nanowires Array

Xiaojuan Shen¹, Baoquan Sun^{1*}, Feng Yan², Jie Zhao², Fute Zhang¹, Suidong Wang¹, Xiulin Zhu², Shuittong Lee³

¹Jiangsu Key Laboratory for Carbon-Based Functional Materials & Devices, Institute of Functional Nano & Soft Materials (FUNSOM), Soochow University, 199 Ren'ai Road, Suzhou, 215123, P.R. China

² Key Laboratory of Organic Synthesis of Jiangsu Province, School of Chemistry and Chemical Engineering, Soochow University, 199 Ren'ai Road, Suzhou, 215123, China

³Center of Super-Diamond and Advanced Films (COSDAF) and Department of Physics and Materials Science, City University of Hong Kong, Hong Kong SAR

*Authors to whom correspondence should be addressed.

Electronic mail: bqsun@suda.edu.cn,

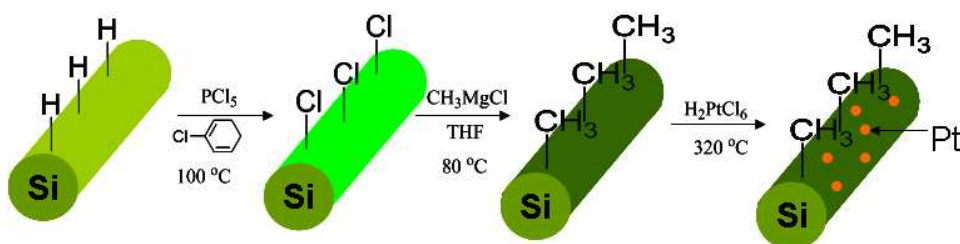


Figure 1s SiNWs surface fictionalizations schemes with a two-step chlorination/methylation procedure and Pt nanodots decoration.

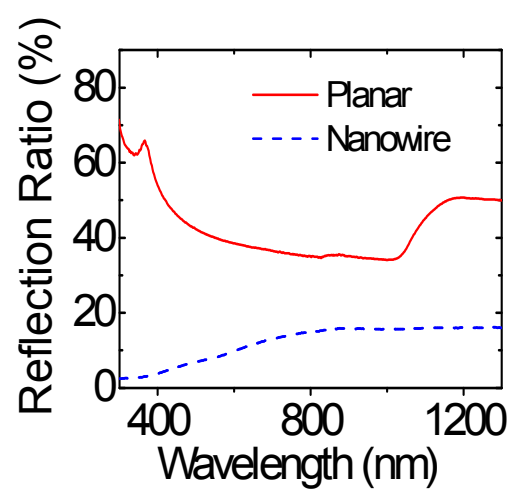


Figure 2s Light reflection ratio of planar silicon substrate and SINWs respectively.




Figure 3s Transmission electron microscope image of silicon nanowires decorated with platinum dots.

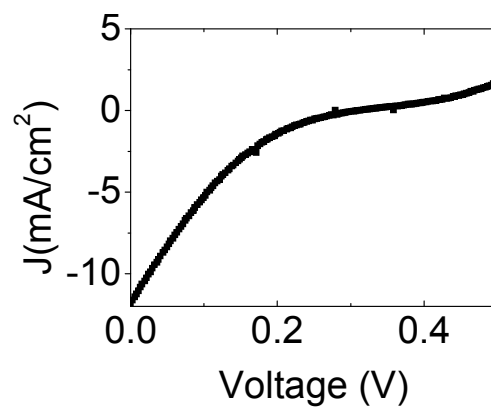


Figure 4s Current density versus voltage response of PEC cells with Pt decorated planar silicon electrode employing IL electrolyte under simulated AM 1.5 solar spectrum irradiation at 100 mWcm^{-2} .