

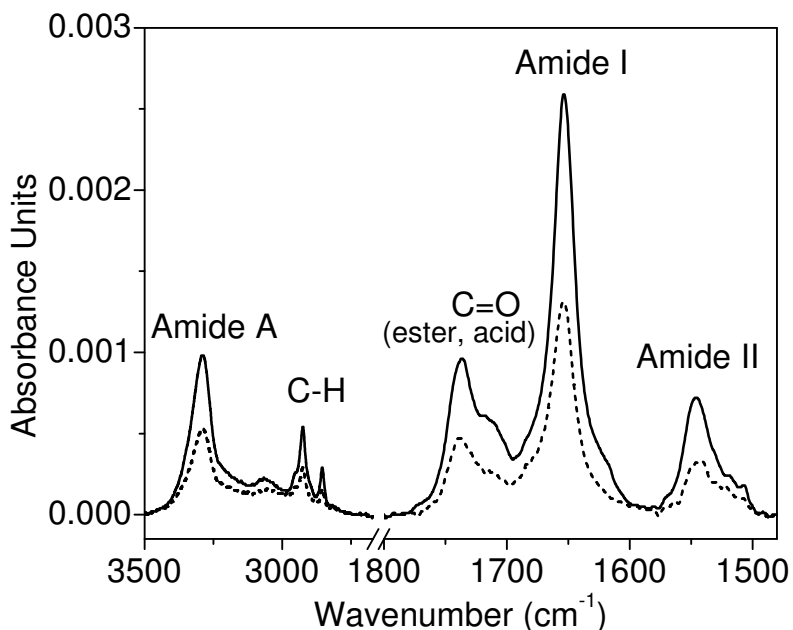
# Dipping-induced Azimuthal Helix Orientation in Langmuir-Blodgett Monolayers of $\alpha$ -Helical Amphiphilic Diblock Copolypeptides

*Le-Thu T. Nguyen, Eltjo J. Vorenkamp, Gerrit ten Brinke and Arend J. Schouten\**

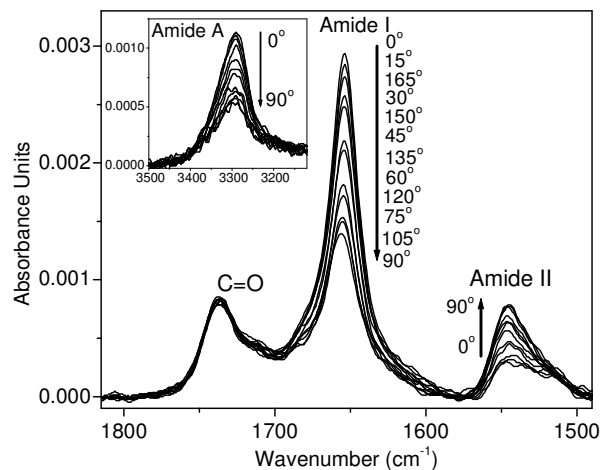
Department of Polymer Chemistry, Zernike Institute for Advanced Materials, University of Groningen,  
Nijenborgh 4, 9747 AG Groningen, The Netherlands

\* Corresponding author. E-mail address: [A.J.Schouten@rug.nl](mailto:A.J.Schouten@rug.nl).

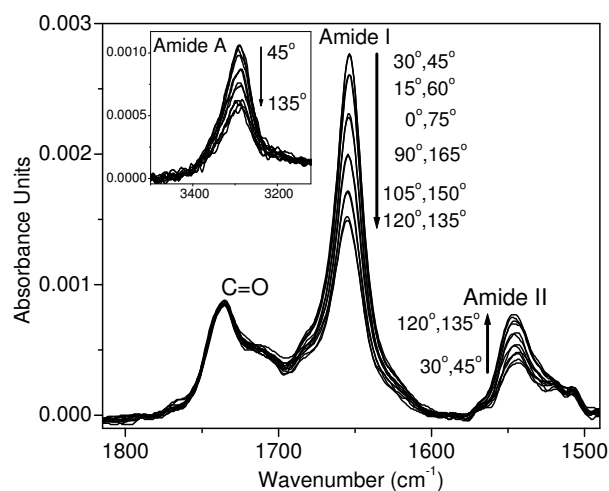
## SUPPORTING INFORMATION



**Figure 1.** Transmission FT-IR spectra for an LB monolayer of CoPo<sub>63\_39</sub> transferred at 40 mN/m onto a silicon substrate before (monolayers on both sides of the substrate, solid line) and after one-sided solvent treatment (front-side monolayer, short-dashed line).



**Figure 2.** Transmission FT-IR spectra at various polarization angles (0-180° in steps of 15°) for a two-sided LB monolayer of CoPo\_63\_39 transferred at 40 mN/m onto a silicon substrate at the same dipping position (in the X-axis direction) as for the previous transfer.



**Figure 3.** Transmission FT-IR spectra at various polarization angles (0-180° in steps of 15°) for a two-sided LB monolayer of CoPo\_63\_39 transferred at 40 mN/m onto a silicon substrate with the dipping position (in the X-axis direction) at 25 mm away from that of the previous transfer.