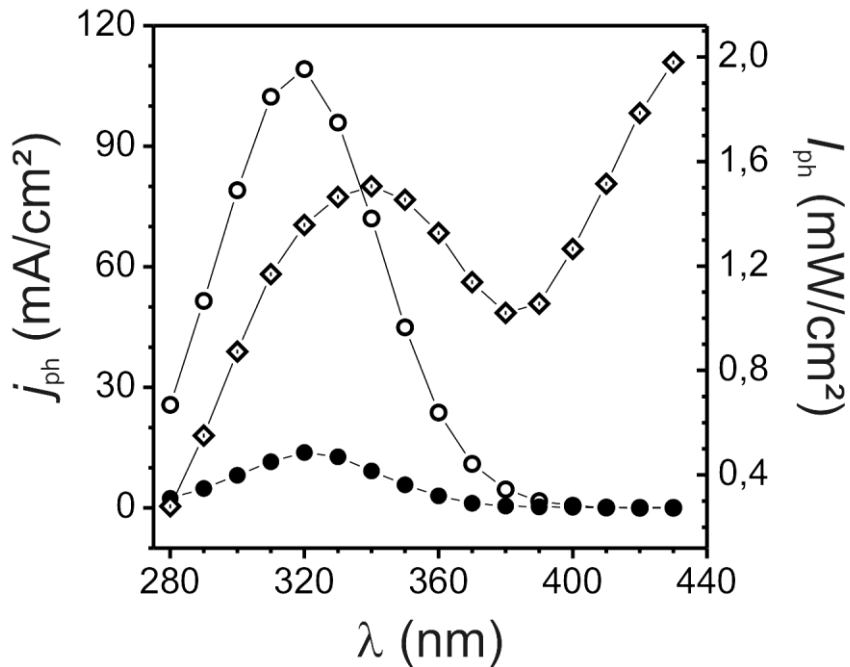
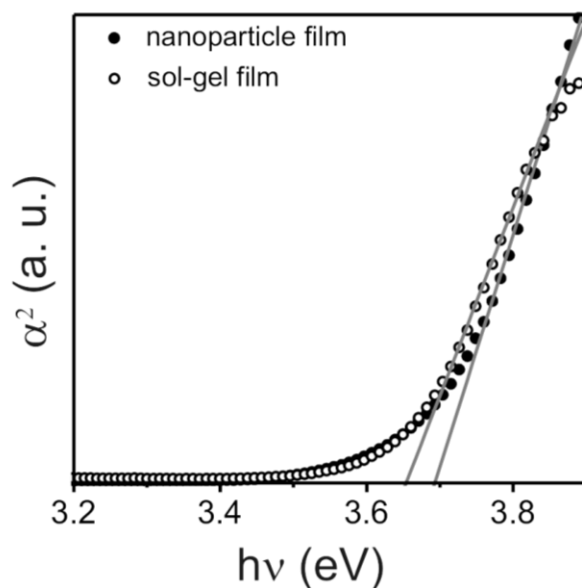


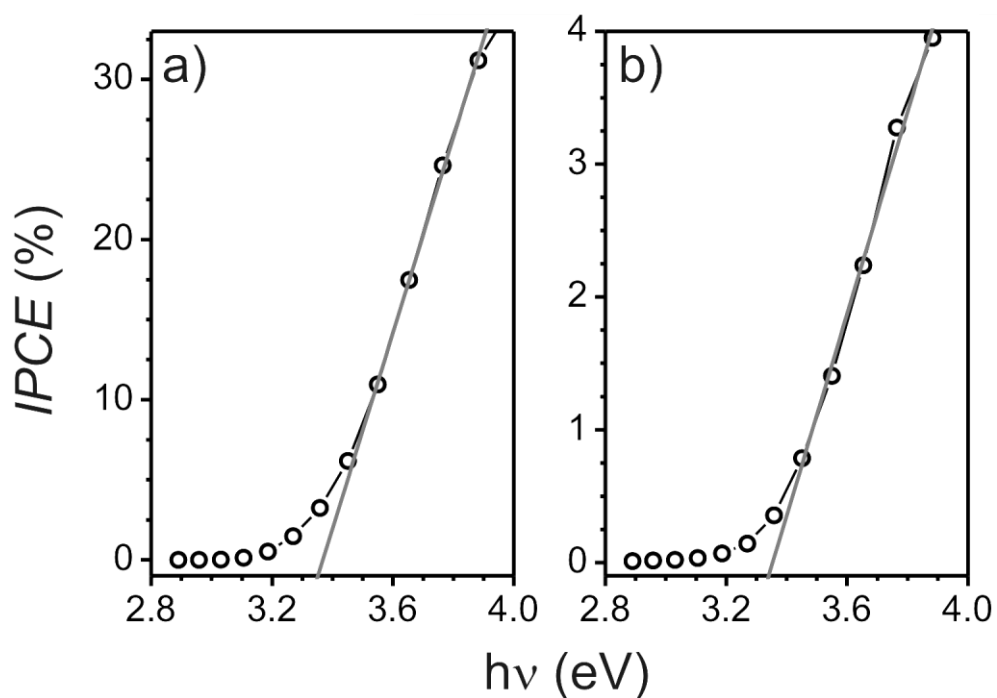
**Figure S1.** Dark current densities for sol-gel (empty circles) and nanoparticle electrodes (filled circles).



**Figure S2.** Experimental results for IPCE calculations. Filled and empty circles show the photocurrents as function of the wavelength for a sol-gel and nanoparticle electrode respectively. The empty rhombs show the corresponding light intensities.



**Figure S3.** According to the supposed direct optical band gap in TiO<sub>2</sub> the square of the absorption coefficient is plotted vs. the photon energy and  $E_g$  is estimated by linear approximation of the absorption edge to  $\alpha = 0$ .



**Figure S4.** The IPCE values for sol-gel (a) and nanoparticle electrodes (b) show a steep increase for photon energies higher than ca. 3.3 eV which is in good agreement with the estimated indirect bandgap of 3.3 – 3.4 eV.