

Supporting Information

For

Bismuth Allyloxides

Christina Knispel, Christian Limberg and Burkhard Ziemer*

Humboldt-Universität zu Berlin, Institut für Chemie, Brook-Taylor-Str. 2, D-12489 Berlin, Germany

Experimental details for the syntheses of the used sodium salts.....	S2
Results of the structure refinement of 2	S3
Variable temperature NMR spectra recorded in toluene- d_8 of 2 and 3	S4

Experimental Details for the Syntheses of the Used Sodium Salts

All manipulations were carried out in a glove-box, or else by means of Schlenk-type techniques involving the use of dry and oxygen-free argon atmosphere.

[Na(OCH(CH₃)CH=CH₂)]. At 0 °C 4.5 mL 3-butene-2-ol (3.74 g, 52 mmol) were added to a stirred suspension of NaH (1.51 g, 63 mmol) in 50 mL thf. After addition of the first drop a heavy gas evolution could be observed. After 10 minutes the ice-bath was removed and the reaction mixture was allowed to warm up to ambient temperature. After stirring the suspension for 3 h at ambient temperature, the colorless solution was filtered off of unconverted NaH. Removal of all volatile components and drying in vacuum yielded [Na(OCH(CH₃)CH=CH₂)] (4.11 g, 44 mmol, 84 %) in form of a white microcrystalline solid. ¹H NMR (C₆D₆): δ = 6.06 (m, 1H, CH=CH₂), 5.19 (dd, 1H, CH₂), 4.95 (dd, 1H, CH₂), 4.45 (m, 1H, CH(CH₃)), 1.32 (d, 3H, CH₃); ¹H NMR (CD₃CN): δ = 5.92 (m, 1H, CH=CH₂), 4.96 (dd, 1H, CH₂), 4.67 (dd, 1H, CH₂), 4.23 (m, 1H, CH(CH₃)), 1.00 (d, 3H, CH₃). ¹³C{¹H} NMR (C₆D₆): δ = 150.6 (CH=CH₂), 110.6 (CH₂), 70.6 (CH(CH₃)), 28.5 (CH₃); ¹³C{¹H} NMR (CD₃CN): δ = 153.9 (CH=CH₂), 107.8 (CH₂), 71.7 (CH(CH₃)), 29.5 (CH₃).

[Na(OC(CH₃)₂CH=CH₂)]. At 0 °C 4.2 mL 2-methyl-3-butene-2-ol (3.4 g, 40 mmol) were added to a stirred suspension of NaH (1.0 g, 42 mmol) in 80 mL thf. After addition of the first drop a heavy gas evolution could be observed. After 10 minutes the ice-bath was removed and the reaction mixture was allowed to warm up to ambient temperature. After stirring the suspension for 3 h at ambient temperature, the colorless solution was filtered off of excess NaH. Removal of all volatile components and drying in vacuum yielded [Na(OC(CH₃)₂CH=CH₂)] (3.66 g, 34 mmol, 85 %) in form of a white beige microcrystalline solid. ¹H NMR (C₆D₆): δ = 6.22 (q, 1H, CH), 5.14 (dd, 1H, CH₂), 4.82 (dd, 1H, CH₂), 1.24 (d, 6H, CH₃). ¹³C{¹H} NMR (C₆D₆): δ = 155.7 (CH), 106.5 (CH₂), 68.7 (C), 34.5 (CH₃). IR (KBr): ν [cm⁻¹] = 3077, 2959, 2919, 2853, 1636, 1465, 1411, 1366, 1351, 1238, 1171, 1158, 1039, 1007, 978, 962, 915, 888, 694, 541, 506, 469, 430. Anal. Calcd for C₅H₉ONa (M = 108.11 gmol⁻¹): C 55.55, H 8.39 %. Found: C 55.18, H 8.39.

Results of the Structure Refinement of 2

Evaporation of the solvent from a saturated solution of [Bi(OCH(CH₃)CH=CH₂)₃], **2** in toluene led to colorless crystals that were suitable for an X-ray diffraction analyses. The crystal data were collected on a Stoe IPDS 2T diffractometer using MoK α radiation, $\lambda = 0.71073 \text{ \AA}$. Relevant crystallographic data are collected in the Table S1.

Table S1. Crystal data and experimental parameters for the crystal structure analyses of **2**.

2	
Formula	C ₃ Bi ₂ O ₅
temp, K	100(2)
crystal system	monoclinic
space group	P 1 1 2 ₁ /a
a, \AA	21.122(3)
b, \AA	21.122(3)
c, \AA	7.3630(10)
α , deg	90
β , deg	90
γ , deg	120
V, \AA^3	2844.3(7)
density, g cm ⁻³	1.972
$\mu(\text{MoK}\alpha)$, mm ⁻¹	12.390
$F(000)$	1600
GoF	1.034
R ₁ [$I > 2\sigma(I)$]	0.0791
wR ₂ [all data]	0.2200
$\Delta\rho_{\text{min}}/\Delta\rho_{\text{max}}$, e \AA^{-3}	4.449/ -1.778

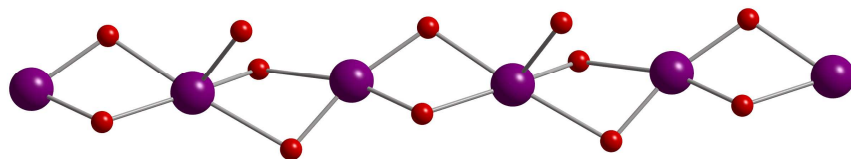


Figure S1. Incomplete molecular structure of **2** showing the identified bismuth and oxygen atom

positions. (Determined carbon atoms of the allyloxide residues were omitted.)

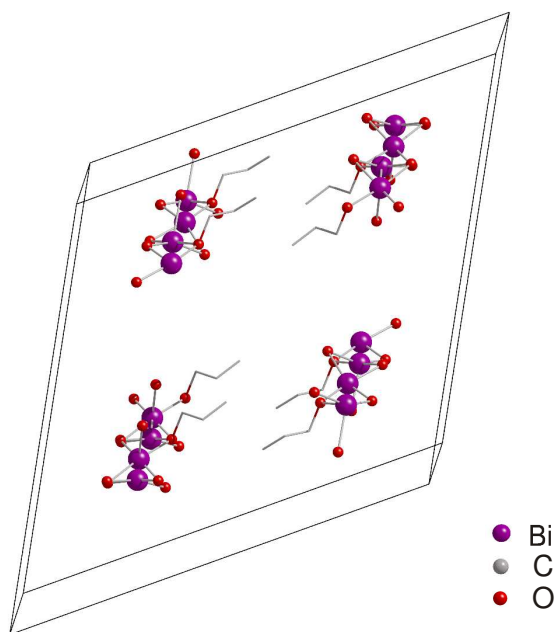


Figure S2. View showing the isolated chains of **2** along the *c* axes.

Variable Temperature NMR Spectra Recorded in Toluene-*d*₈

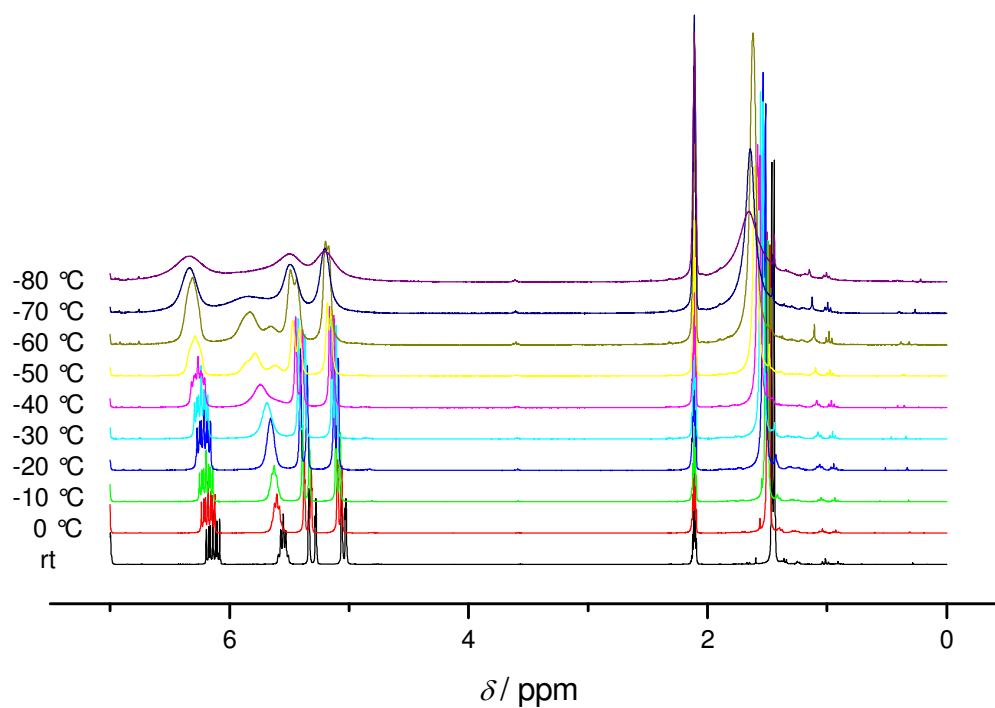


Figure S3. Variable temperature NMR spectra of $[\text{Bi}(\text{OCH}(\text{CH}_3)\text{CH}=\text{CH}_2)_3]$, **2**, in toluene- d_8 .

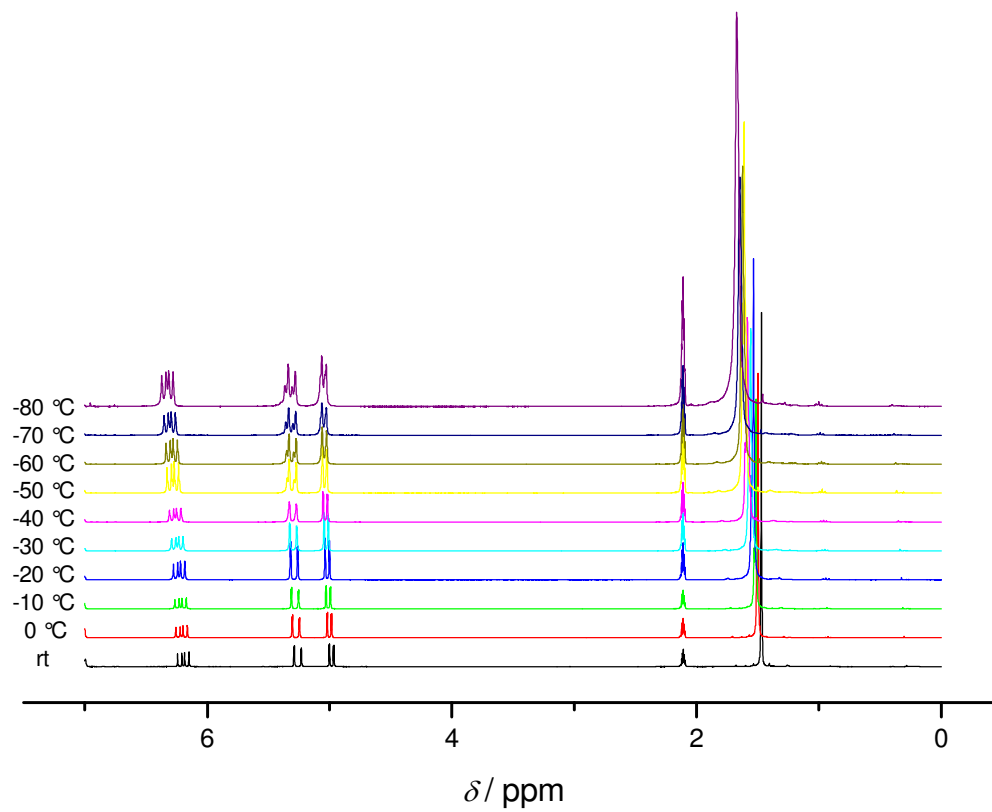


Figure S4. Variable temperature NMR spectra of [Bi(OC(CH₃)₂CH=CH₂)₃], **3**, in toluene-*d*₈.