

## Solar Cells from a Solution Processable Pentacene with Improved Air Stability

Alon A. Gorodetsky<sup>†§</sup>, Marshall Cox<sup>‡§</sup>, Noah J. Tremblay<sup>†§</sup>, Ioannis Kyminis<sup>‡§</sup>, Colin Nuckolls<sup>†§\*</sup>

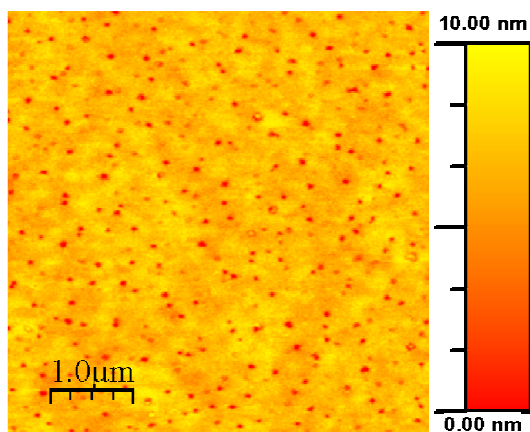
<sup>†</sup> *Department of Chemistry,*

<sup>‡</sup> *Department of Electrical Engineering,*

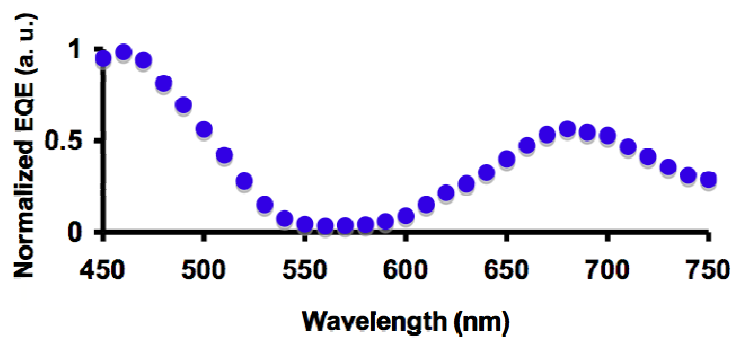
<sup>§</sup> *The Nanoscience Center*

*Columbia University*

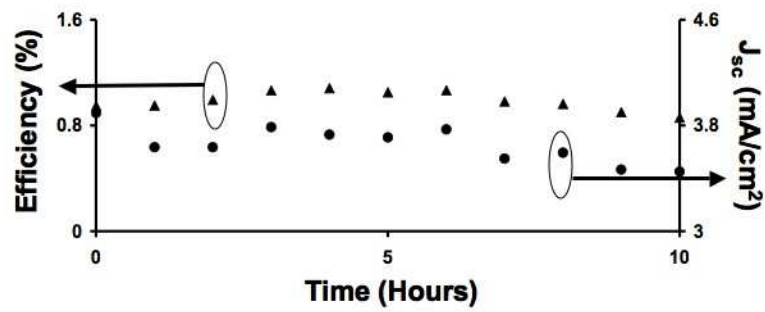
*New York, NY 10027 (USA)*



**Figure S1.** Tapping mode atomic force microscopy (AFM) image of a 6,13-bis(2'-thienyl)pentacene film spincast onto PEDOT:PSS/ITO. The image was obtained with etched silicon tips (MikroMasch) using a Nanoscope Scanning Probe Microscope (Digital Instruments).



**Figure S2.** Normalized external quantum efficiency as a function of wavelength for a 6,13-bis(2'-thienyl)pentacene device. The external quantum efficiency spectrum was recorded with a multiple wavelength monochromator, with the illumination intensity at each wavelength calibrated against a silicon photodiode.



**Figure S3:** The evolution of efficiency and short circuit current for a device stored in air and repeatedly measured over a period of ten hours. There is only a slight decrease in both the efficiency and current density.