

# Design, Synthesis and Biological Characterization of a Caspase 3/7 Selective Isatin Labeled with 2-[<sup>18</sup>F]fluoroethylazide

Graham Smith<sup>†</sup>, Matthias Glaser<sup>‡</sup>, Meg Perumal<sup>†</sup>, Quang-De Nguyen<sup>†</sup>, Bo Shan<sup>‡</sup>, Erik  
Årstad<sup>‡</sup>, and Eric O. Aboagye<sup>†\*</sup>

<sup>†</sup>Molecular Therapy Group, Faculty of Medicine, Imperial College London,  
Hammersmith Hospital, Du Cane Road, London W12 0NN, United Kingdom; <sup>‡</sup>MDx  
Discovery (part of GE Healthcare) at Hammersmith Imanet Ltd, Hammersmith  
Hospital, Du Cane Road, London W12 0NN, United Kingdom.

TITLE RUNNING HEAD: 2-[<sup>18</sup>F]fluoroethylazide-labeled isatins.

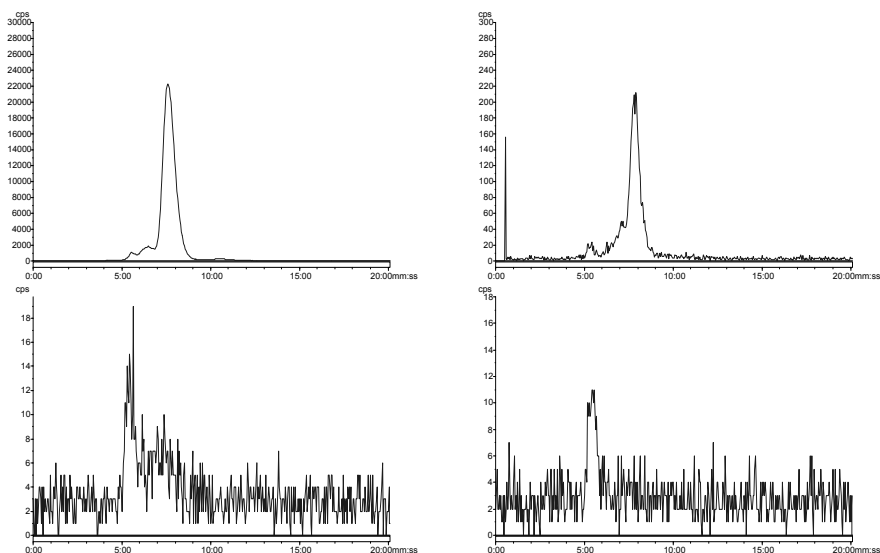
CORRESPONDING AUTHOR FOOTNOTE:

\*To whom correspondence should be addressed. Phone: +44-208-383-3759. Fax:  
+44-208-383-1783.

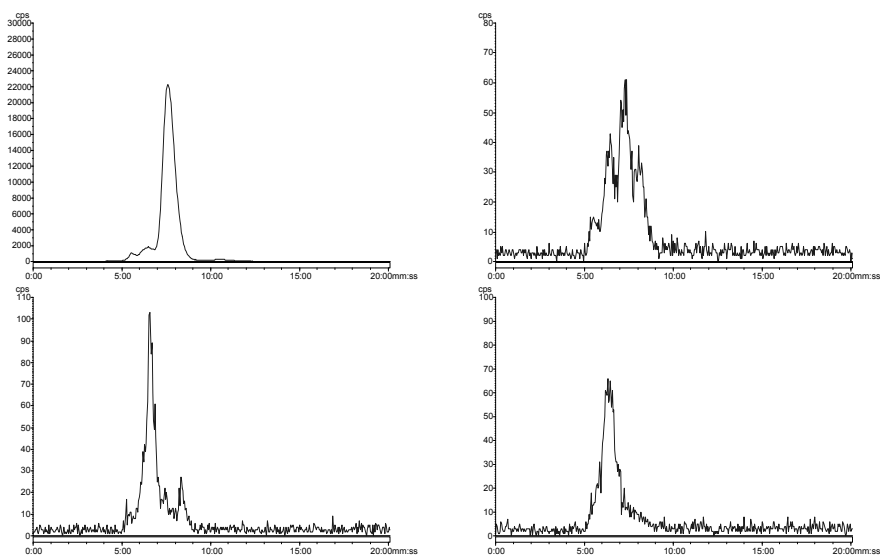
E-mail: [eric.aboagye@imperial.ac.uk](mailto:eric.aboagye@imperial.ac.uk).

Index:-

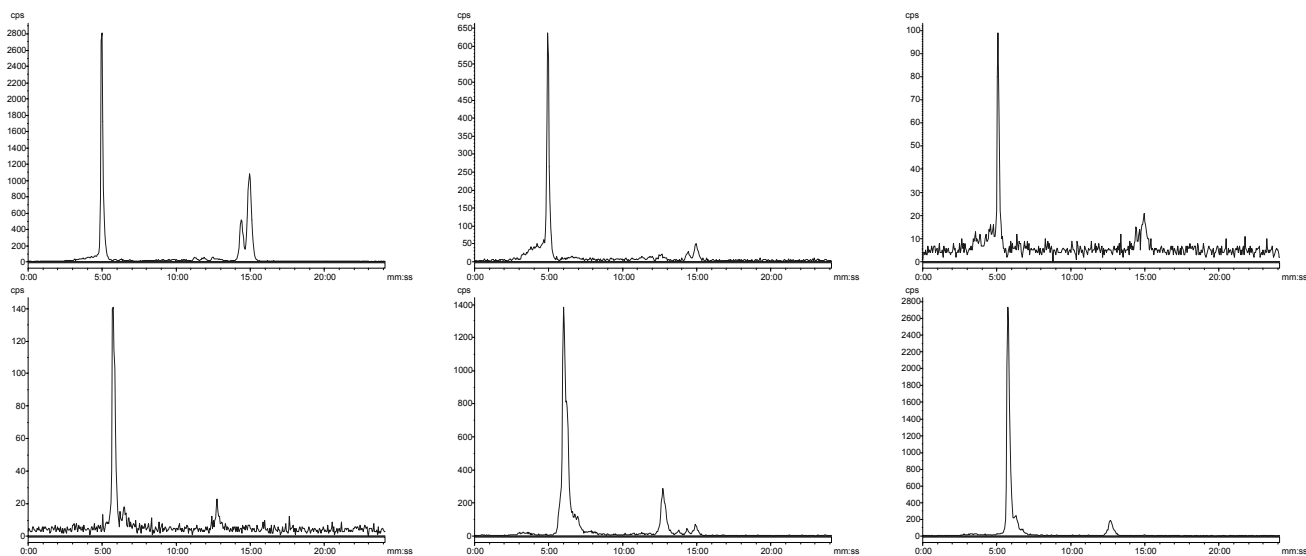
HPLC Chromatograms for [ <sup>125</sup> I] <b>4</b> metabolism study	2
HPLC Chromatograms for [ <sup>18</sup> F] <b>15</b> metabolism study	3
Experimental/Spectroscopic Data for <b>9c-9f, 10c-10h, 11c-11h, 13, 15, 16</b>	4-12
Tables of Purity Determination	13-14
HPLC Profiles for Final Compounds	15-16
NMR Spectra for Final Compounds	17-27



**Figure S1.** In vivo metabolism analysis of  $[^{125}\text{I}]\mathbf{4}$  by radio-HPLC. Top row, left:  $[^{125}\text{I}]\mathbf{4}$  control; right, plasma 2 mins sample; bottom row, left, plasma 10 mins sample; right, plasma 30 mins sample.



**Figure S2.** In vivo metabolism analysis of  $[^{125}\text{I}]\mathbf{4}$  by radio-HPLC. Top row, left:  $[^{125}\text{I}]\mathbf{4}$  control; right, liver 2 mins sample; bottom row, left, liver 10 mins sample; right, liver 30 mins sample.



**Figure S3.** *In vivo* metabolism of [ $^{18}\text{F}$ ]**15** assessed in liver and urine by radio-HPLC. Top row liver extracts, bottom row urine extracts, left to right 2, 15 and 60 minutes respectively.

## Experimental Section

**Chemistry.** Reagents and solvents were purchased from Sigma-Aldrich (Gillingham, United Kingdom) and used without further purification. Potassium hydroxide and potassium carbonate were stored in a vacuum desiccator over phosphorus pentoxide. All reactions were carried out under argon unless otherwise stated. Petroleum ether refers to the fraction that is distilled between 40°C and 60°C. Automated flash chromatography was performed on a CombiFlash Companion machine (Companion Presearch Ltd.), using RediSep 4 g or 12 g normal phase silica cartridges (flow rate 12 mL/min or 26 mL/min). Manual flash chromatography was carried out using Davisil neutral silica (60 Å, 60-200 micron, Fisher Scientific, Loughborough, UK), solvent mixtures are quoted as volume/volume.  $^1\text{H}$  NMR Spectra were obtained on a Bruker Avance 600 MHz NMR machine and spectra are referenced to residual solvent. Coupling constants ( $J$ ) are given in Hertz (Hz). GC-MS data was acquired under electron ionization using an Agilent 6890N system. Mass

spectra were obtained in positive electrospray ionization mode on a WatersMicromass LCT Premier or a Finnigan MAT 900 XLT machine. Melting points were determined in capillary tubes on a Stuart Scientific SMP1 melting point apparatus and are uncorrected. Solvent mixtures for thin layer chromatography (TLC) are quoted as volume/volume and samples were developed on aluminium backed neutral silica plates (0.2 mm thickness) (Fluka, Seelze, Germany). Purity analysis for compounds **2**, **4**, **5**, **6**, **10b-10h**, **11b-11h**, **12**, **13**, **14**, **15** and **16** was evaluated by analytical HPLC; compounds **9b-9h** were analyzed by GC-MS with only a single peak observed in the GC trace. Tabulated values of purity can be found below and the purity of all compounds was greater than 95%.

**(S)-tert-Butyl 2-(3-fluorophenoxymethyl)pyrrolidine-1-carboxylate (9c).** The carboxylate **9c** was prepared according to the procedure for **9b** except using 3-fluorophenol. Chromatography (hexanes/ethyl acetate) afforded the title compound as a colorless oil (0.32 g, 54%). HRMS (ESI) = 296.1657 (M + H)<sup>+</sup>. Calcd. for C<sub>16</sub>H<sub>23</sub>FNO<sub>3</sub> 296.1656 <sup>1</sup>H NMR (600 MHz, CDCl<sub>3</sub>) δ 7.20-7.15 (m, 1 H), 6.73-6.69 (m, 1 H), 6.65-6.59 (m, 2 H), 4.18-4.03 (m, 2 H), 3.97-3.74 (m, 1 H), 3.48-3.29 (m, 2 H), 2.05-1.79 (m, 4 H), 1.48 (s, 9 H). TLC (UV<sub>254</sub>) R<sub>f</sub> = 0.40 (3:1 hexanes/ethyl acetate).

**(S)-tert-Butyl 2-(2,4-difluorophenoxymethyl)pyrrolidine-1-carboxylate (9d).** The carboxylate **9d** was prepared according to the procedure for **9b** except using 2,4-difluorophenol. Chromatography (hexanes/ethyl acetate) afforded the title compound as a colorless oil (1.92 g, 58%). HRMS (ESI) = 314.1560 (M + H)<sup>+</sup>. Calcd. for C<sub>16</sub>H<sub>22</sub>F<sub>2</sub>NO<sub>3</sub> 314.1562. <sup>1</sup>H NMR (600 MHz, CDCl<sub>3</sub>) δ 7.08-6.76 (m, 3 H), 4.21-3.87

(m, 3 H), 3.47-3.32 (m, 2 H), 2.16-1.85 (m, 4 H), 1.48 (s, 9 H). TLC (UV<sub>254</sub>) R<sub>f</sub> = 0.51 (2:1 hexanes/ethyl acetate).

**(S)-tert-Butyl 2-(3,5-difluorophenoxymethyl)pyrrolidine-1-carboxylate (9e).** The carboxylate **9e** was prepared according to the procedure for **9b** except using 3,5-difluorophenol. Chromatography (hexanes/ethyl acetate) afforded the title compound as a colorless oil (0.31 g, 53%). HRMS (ESI) = 314.1563 (M + H)<sup>+</sup>. Calcd. for C<sub>16</sub>H<sub>22</sub>F<sub>2</sub>NO<sub>3</sub> 314.1562. <sup>1</sup>H NMR (600 MHz, CDCl<sub>3</sub>) δ 6.44-6.29 (m, 3 H), 4.11-3.98 (m, 2 H), 3.91-3.72 (m, 1 H), 3.42-3.24 (m, 2H), 1.99-1.79 (m, 4 H), 1.42 (s, 9 H). TLC (UV<sub>254</sub>) R<sub>f</sub> = 0.56 (2:1 hexanes/ethyl acetate).

**(S)-tert-Butyl 2-(4-tetrahydropyranoxymethyl)pyrrolidine-1-carboxylate (9f).** The carboxylate **9f** was prepared according to the procedure for **9b** except using 4-hydroxytetrahydropyran. Chromatography (ethyl acetate) afforded the title compound as a colorless oil (0.14 g, 25%). HRMS (ESI) = 286.2012 (M + H)<sup>+</sup>. Calcd. for C<sub>15</sub>H<sub>28</sub>NO<sub>4</sub> 286.2013. <sup>1</sup>H NMR (600 MHz, CDCl<sub>3</sub>) δ 3.97-3.83 (m, 2 H), 3.64-3.23 (m, 9 H), 1.97-1.72 (m, 5 H), 1.60-1.52 (m, 2 H), 1.46 (s, 9 H). TLC (I<sub>2</sub>) R<sub>f</sub> = 0.62 (ethyl acetate).

**(S)-5-(2-(3-Fluorophenoxymethyl)-pyrrolidine-1-sulfonyl)isatin (10c).** The isatin **10c** was prepared according to the procedure for **10b** except using **9c** to give an orange solid (93 mg, 46%). Mp: 201-203°C. HRMS (ESI) = 405.0933 (M + H)<sup>+</sup>. Calcd. for C<sub>19</sub>H<sub>18</sub>FN<sub>2</sub>O<sub>5</sub>S 405.0920. <sup>1</sup>H NMR (600 MHz, CDCl<sub>3</sub>) δ 8.14 (br, 1 H), 8.09-8.06 (m, 2 H), 7.21 (q, J = 7.2 Hz, 1 H), 7.03 (d, J = 7.8 Hz, 1 H), 6.67-6.62 (m, 2 H), 6.55 (dt, J = 10.8 Hz, J = 2.4 Hz, 1 H), 4.17 (dd, J = 9 Hz, J = 3 Hz, 1 H), 4.01-3.97 (m, 1 H), 3.94 (dd, J = 9 Hz, J = 7.2 Hz, 1 H), 3.54-3.50 (m, 1 H), 3.27-3.25 (m,

1 H), 2.08-1.96 (m, 2 H), 1.88-1.77 (m, 2 H). TLC (UV<sub>254</sub>) R<sub>f</sub> = 0.36 (2:1 ethyl acetate/hexanes). HPLC t<sub>R</sub> = 8.27 min.

**(S)-5-(2-(2,4-Difluorophenoxymethyl)-pyrrolidine-1-sulfonyl)isatin (10d).**

The isatin **10d** was prepared according to the procedure for **10b** except using **9d** to give an orange solid (0.86 g, 34%). Mp: 185-187°C. HRMS (ESI) = 423.0834 (M + H)<sup>+</sup>. Calcd. for C<sub>19</sub>H<sub>17</sub>F<sub>2</sub>N<sub>2</sub>O<sub>5</sub>S 423.0826. <sup>1</sup>H NMR (600 MHz, CDCl<sub>3</sub>) δ 8.08-8.06 (m, 2 H), 7.97 (br, 1 H), 7.03 (d, J = 9 Hz, 1 H), 6.97-6.92 (m, 1 H), 6.87-6.77 (m, 2 H), 4.21 (dd, J = 8.4 Hz, J = 2.4 Hz, 1 H), 4.03-3.97 (m, 2 H), 3.56-3.52 (m, 1 H), 3.23-3.17 (m, 1 H), 2.11-2.01 (m, 2 H), 1.88-1.75 (m, 2 H). TLC (UV<sub>254</sub>) R<sub>f</sub> = 0.46 (2:1 ethyl acetate/hexanes). HPLC t<sub>R</sub> = 8.12 min.

**(S)-5-(2-(3,5-Difluorophenoxymethyl)-pyrrolidine-1-sulfonyl)isatin (10e).** The isatin **10e** was prepared according to the procedure for **10b** except using **9e** to give an orange solid (112 mg, 53%). Mp: 196-198°C. HRMS (ESI) = 423.0834 (M + H)<sup>+</sup>. Calcd. for C<sub>19</sub>H<sub>17</sub>F<sub>2</sub>N<sub>2</sub>O<sub>5</sub>S 423.0826. <sup>1</sup>H NMR (600 MHz, CDCl<sub>3</sub>) δ 8.10-8.06 (m, 2 H), 8.04 (br, 1 H), 7.05 (d, J = 8.4 Hz), 6.45-6.38 (m, 3 H), 4.18 (dd, J = 8.4 Hz, J = 2.4 Hz, 1 H), 3.99-3.92 (m, 2 H), 3.56-3.49 (m, 1 H), 3.24-3.17 (m, 1 H), 2.04-1.92 (m, 2 H), 1.86-1.77 (m, 2 H). TLC (UV<sub>254</sub>) R<sub>f</sub> = 0.36 (2:1 ethyl acetate/hexanes). HPLC t<sub>R</sub> = 9.18 min.

**(S)-5-(2-(Tetrahydro-2H-pyran-4-yloxymethyl)-pyrrolidine-1-sulfonyl)isatin**

**(10f).** The isatin **10f** was prepared according to the procedure for **10b** except using **9f** to give an orange gum (63 mg, 32%). HRMS (ESI) = 395.1282 (M + H)<sup>+</sup>. Calcd. for C<sub>18</sub>H<sub>23</sub>N<sub>2</sub>O<sub>6</sub>S 395.1277. <sup>1</sup>H NMR (600 MHz, CDCl<sub>3</sub>) δ 8.17 (br, 1 H), 8.10-8.08 (m, 2

H), 7.07 (d,  $J = 8.4$  Hz, 1 H), 3.94-3.90 (m, 2 H), 3.77-3.73 (m, 1 H), 3.70 (dd,  $J = 9.6$  Hz,  $J = 3$  Hz, 1 H), 3.56-3.51 (septet,  $J = 4.2$  Hz, 1 H), 3.48-3.44 (m, 3 H), 3.13-3.11 (m, 1 H), 2.05-1.87 (m, 4 H), 1.72-1.64 (m, 2 H), 1.60-1.52 (m, 2 H). TLC (UV<sub>254</sub>)  $R_f = 0.26$  (4:1 ethyl acetate/hexanes). HPLC  $t_R = 2.65$  min.

**(S)-5-(2-(Pyrimidin-4-yloxymethyl)-pyrrolidine-1-sulfonyl)isatin (10g).** The isatin **10g** was prepared according to the procedure for **10b** except using **9g**.

Chromatography (ethyl acetate) gave an orange gum (51 mg, 27%). HRMS (ESI) = 389.025 (M + H)<sup>+</sup>. Calcd. for C<sub>17</sub>H<sub>17</sub>N<sub>4</sub>O<sub>5</sub>S 389.020. <sup>1</sup>H NMR (600 MHz, CDCl<sub>3</sub>)  $\delta$  8.79 (s, 1 H), 8.45 (d,  $J = 5.4$  Hz, 1 H), 8.12 (d,  $J = 1.8$  Hz, 1 H), 8.09 (dd,  $J = 8.4$  Hz,  $J = 1.8$  Hz, 1 H), 7.95 (br, 1 H), 7.03 (d,  $J = 8.4$  Hz, 1 H), 6.72 (d,  $J = 5.4$  Hz, 1 H), 4.57 (dd,  $J = 10.8$  Hz,  $J = 4.8$  Hz, 1 H), 4.39 (dd,  $J = 10.8$  Hz,  $J = 7.2$  Hz, 1 H), 4.08-4.04 (m, 1 H), 3.53-3.46 (m, 1 H), 3.27-3.22 (m, 1 H), 2.01-1.93 (m, 2 H), 1.84-1.74 (m, 2 H). TLC (UV<sub>254</sub>)  $R_f = 0.49$  (9:1 ethyl acetate/methanol). HPLC  $t_R = 1.90$  min.

**(S)-5-(2-(2-Propynyloxymethyl)-pyrrolidine-1-sulfonyl)isatin (10h).** The isatin **10h** was prepared according to the procedure for **10b** except using **9h** to give an orange gum (92 mg, 53%). HRMS (ESI) = 349.0867 (M + H)<sup>+</sup>. Calcd. for C<sub>16</sub>H<sub>17</sub>N<sub>2</sub>O<sub>5</sub>S 349.067. <sup>1</sup>H NMR (600 MHz, CDCl<sub>3</sub>)  $\delta$  8.10-8.07 (m, 2 H), 7.84 (br, 1 H), 7.04 (d,  $J = 8.4$  Hz, 1 H), 4.16 (s, 2 H), 3.83-3.79 (m, 1 H), 3.72 (dd,  $J = 9.6$  Hz,  $J = 3.6$  Hz, 1 H), 3.54 (dd,  $J = 9.6$  Hz,  $J = 3.6$  Hz, 1 H), 3.45-3.43 (m, 1 H), 3.19-3.15 (m, 1 H), 2.46 (t,  $J = 2.4$  Hz, 1 H), 1.96-1.89 (m, 2 H), 1.74-1.67 (m, 2 H). TLC (UV<sub>254</sub>)  $R_f = 0.28$  (2:1 ethyl acetate/hexanes). HPLC  $t_R = 2.93$  min.

**(S)-1-(4-Fluorobenzyl)-5-(2-(3-fluorophenoxymethyl)-pyrrolidine-1-sulfonyl)isatin (11c).** The isatin **11c** was prepared according to the procedure for **11b**



except using **10c** to give an orange gum (31 mg, 61%). HRMS (ESI) = 513.1298 (M + H)<sup>+</sup>. Calcd. for C<sub>26</sub>H<sub>23</sub>F<sub>2</sub>N<sub>2</sub>O<sub>5</sub>S 513.1296. <sup>1</sup>H NMR (600 MHz, CDCl<sub>3</sub>) δ 8.02 (d, *J* = 1.8 Hz, 1 H), 7.98 (dd, *J* = 8.4 Hz, *J* = 1.8 Hz, 1 H), 7.33-7.29 (m, 2 H), 7.18 (m, 1 H), 7.09-7.04 (m, 2 H), 6.86 (d, *J* = 8.4 Hz, 1 H), 6.66-6.62 (m, 2 H), 6.53 (dt, *J* = 10.8, *J* = 2.4 Hz, 1 H), 4.88 (s, 2 H), 4.15 (dd, *J* = 9.6 Hz, *J* = 3.6 Hz, 1 H), 3.98-3.88 (m, 2 H), 3.51-3.47 (m, 1 H), 3.23-3.18 (m, 1 H), 2.08-1.97 (m, 2 H), 1.84-1.72 (m, 2 H). TLC (UV<sub>254</sub>) R<sub>f</sub> = 0.64 (2:1 ethyl acetate/hexanes). HPLC t<sub>R</sub> = 12.57 min.

**(S)-1-(4-Fluorobenzyl)-5-(2-(2,4-difluorophenoxy)methyl)-pyrrolidine-1-sulfonyl**isatin (**11d**). The isatin **11d** was prepared according to the procedure for **11b** except using **10d** to give an orange gum (32 mg, 60%). HRMS (ESI) = 531.1204 (M + H)<sup>+</sup>. Calcd. for C<sub>26</sub>H<sub>22</sub>F<sub>3</sub>N<sub>2</sub>O<sub>5</sub>S 531.1202. <sup>1</sup>H NMR (600 MHz, CDCl<sub>3</sub>) δ 8.03 (d, *J* = 1.8 Hz, 1 H), 7.98 (dd, *J* = 8.4 Hz, *J* = 1.8 Hz, 1 H), 7.33-7.30 (m, 2 H), 7.09-7.06 (m, 2 H), 6.95-6.91 (m, 1 H), 6.88 (d, *J* = 8.4 Hz, 1 H), 6.81-6.76 (m, 2 H), 4.93 (d, *J* = 16.2 Hz, 1 H), 4.92 (d, *J* = 16.2 Hz, 1 H), 4.18 (dd, *J* = 9 Hz, *J* = 3 Hz, 1 H), 4.00-3.95 (m, 2 H), 3.51-3.49 (m, 1 H), 3.21-3.17 (m, 1 H), 2.09-1.98 (m, 2 H), 1.85-1.74 (m, 2 H). TLC (UV<sub>254</sub>) R<sub>f</sub> = 0.67 (2:1 ethyl acetate/hexanes). HPLC t<sub>R</sub> = 12.50 min.

**(S)-1-(4-Fluorobenzyl)-5-(2-(3,5-difluorophenoxy)methyl)-pyrrolidine-1-sulfonyl**isatin (**11e**). The isatin **11e** was prepared according to the procedure for **11b** except using **10e** to give an orange gum (31 mg, 58%). HRMS (ESI) = 531.1213 (M + H)<sup>+</sup>. Calcd. for C<sub>26</sub>H<sub>22</sub>F<sub>3</sub>N<sub>2</sub>O<sub>5</sub>S 531.1202. <sup>1</sup>H NMR (600 MHz, CDCl<sub>3</sub>) δ 8.04 (d, *J* = 1.8 Hz, 1 H), 7.99 (dd, *J* = 8.4 Hz, *J* = 1.8 Hz, 1 H), 7.34-7.29 (m, 2 H), 7.09-7.06 (m, 2 H), 6.90 (d, *J* = 8.4 Hz, 1 H), 6.44-6.38 (m, 3 H), 4.93 (s, 2 H), 4.18-4.15 (m, 1 H), 3.94-3.89 (m, 2 H), 3.51-3.48 (m, 1 H), 3.19-3.15 (m, 1 H), 2.03-1.93 (m, 2 H), 1.83-

1.73 (m, 2 H). TLC (UV<sub>254</sub>) R<sub>f</sub> = 0.64 (2:1 ethyl acetate/hexanes). HPLC t<sub>R</sub> = 13.00 min.

**(S)-1-(4-Fluorobenzyl)-5-(2-(tetrahydro-2H-pyran-4-yloxymethyl)-pyrrolidine-1-sulfonyl)isatin (11f)**. The isatin **11f** was prepared according to the procedure for **11b** except using **10f** to give an orange gum (26 mg, 52%). HRMS (ESI) = 503.1646 (M + H)<sup>+</sup>. Calcd. for C<sub>25</sub>H<sub>28</sub>FN<sub>2</sub>O<sub>6</sub>S 503.1652. <sup>1</sup>H NMR (600 MHz, CDCl<sub>3</sub>) δ 8.06 (d, *J* = 1.8 Hz, 1 H), 8.01 (dd, *J* = 8.4 Hz, *J* = 1.8 Hz, 1 H), 7.34-7.31 (m, 2 H), 7.10-7.06 (m, 2 H), 6.91 (d, *J* = 8.4 Hz, 1 H), 4.87 (s, 2 H), 3.93-3.88 (m, 2 H), 3.73-3.70 (m, 1 H), 3.67 (dd, *J* = 9 Hz, *J* = 3 Hz, 1 H), 3.55-3.49 (m, 1 H), 3.47-3.41 (m, 4 H), 3.10-3.05 (m, 1 H), 1.97-1.85 (m, 4 H), 1.70-1.63 (m, 2 H), 1.59-1.54 (m, 2 H). TLC (UV<sub>254</sub>) R<sub>f</sub> = 0.55 (4:1 ethyl acetate/hexanes). HPLC t<sub>R</sub> = 8.58 min.

**(S)-1-(4-Fluorobenzyl)-5-(2-(pyrimidin-4-yloxymethyl)-pyrrolidine-1-sulfonyl)isatin (11g)**. The isatin **11g** was prepared according to the procedure for **11b** except using **10g** to give an orange gum (12 mg, 24%). HRMS (ESI) = 497.1287 (M + H)<sup>+</sup>. Calcd. for C<sub>24</sub>H<sub>22</sub>FN<sub>4</sub>O<sub>5</sub>S 497.1295. <sup>1</sup>H NMR (600 MHz, CDCl<sub>3</sub>) δ 8.77 (s, 1 H), 8.43 (d, *J* = 5.4 Hz, 1 H), 8.08 (d, *J* = 1.8 Hz, 1 H), 8.01 (dd, *J* = 8.4 Hz, *J* = 1.8 Hz, 1 H), 7.34-7.32 (m, 2 H), 7.09-7.06 (m, 2 H), 6.89 (d, *J* = 8.4 Hz, 1 H), 6.70 (d, *J* = 5.4 Hz, 1 H), 4.90 (s, 2 H), 4.55 (dd, *J* = 10.8 Hz, *J* = 4.2 Hz, 1 H), 4.37 (dd, *J* = 10.8 Hz, *J* = 7.8 Hz, 1 H), 4.05-4.01 (m, 1 H), 3.50-3.46 (m, 1 H), 3.22-3.19 (m, 1 H), 1.98-1.87 (m, 2 H), 1.81-1.72 (m, 2 H). TLC (UV<sub>254</sub>) R<sub>f</sub> = 0.32 (2:1 ethyl acetate). HPLC t<sub>R</sub> = 7.45 min.

**(S)-1-(4-Fluorobenzyl)-5-(2-(2-propynyloxymethyl)-pyrrolidine-1-sulfonyl)isatin (11h).** The isatin **11h** was prepared according to the procedure for **11b** except using **10h** to give an orange gum. Recrystallization from ethyl acetate/hexanes furnished the desired product as orange needles (93 mg, 58%). Mp: 115-117°C HRMS (ESI) = 457.1236 (M + H)<sup>+</sup>. Calcd. for C<sub>23</sub>H<sub>22</sub>FN<sub>2</sub>O<sub>5</sub>S 457.1233. <sup>1</sup>H NMR (600 MHz, CDCl<sub>3</sub>) δ 8.07 (d, *J* = 1.8 Hz, 1 H), 8.01 (dd, *J* = 8.4 Hz, *J* = 1.8 Hz, 1 H), 7.43-7.31 (m, 2 H), 7.09-7.04 (m, 2 H), 6.90 (d, *J* = 8.4 Hz, 1 H), 4.91 (s, 2 H), 4.13 (d, *J* = 2.4 Hz, 2 H), 3.81-3.77 (m, 1 H), 3.69 (dd, *J* = 9.6 Hz, *J* = 4.2 Hz, 1 H), 3.51 (dd, *J* = 9 Hz, *J* = 7.2 Hz, 1 H), 3.43-3.40 (m, 1 H), 3.16-3.12 (m, 1 H), 2.43 (t, *J* = 2.4 Hz, 1 H), 1.94-1.87 (m, 2 H), 1.75-1.66 (m, 2 H). TLC (UV<sub>254</sub>) R<sub>f</sub> = 0.62 (2:1 ethyl acetate/hexanes). HPLC *t*<sub>R</sub> = 8.80 min.

**(S)-1-(2-Propynyl)-5-(2-(2,4-difluorophenoxy)methyl)-pyrrolidine-1-sulfonyl)isatin (13).** The isatin **13** was prepared according to the procedure for **12** except using **10d** to give an orange solid (0.48 g, 70%). Mp: 101-103°C. HRMS (ESI) = 461.0976 (M + H)<sup>+</sup>. Calcd. for C<sub>22</sub>H<sub>19</sub>F<sub>2</sub>N<sub>2</sub>O<sub>5</sub>S 461.0983. <sup>1</sup>H NMR (600 MHz, CDCl<sub>3</sub>) δ 8.13 (dd, *J* = 8.4 Hz, *J* = 1.8 Hz, 1 H), 8.07 (d, *J* = 1.8 Hz, 1 H), 7.24 (d, *J* = 8.4 Hz, 1 H), 6.96-6.92 (m, 1 H), 6.85-6.78 (m, 2 H), 4.59 (dd, *J* = 18 Hz, *J* = 2.4 Hz, 1 H), 4.57 (dd, *J* = 18 Hz, *J* = 2.4 Hz, 1 H), 4.24-4.20 (m, 1 H), 4.03-3.98 (m, 2 H), 3.55-3.52 (m, 1 H), 3.26-3.21 (m, 1 H), 2.37 (t, *J* = 2.4 Hz, 1 H), 2.12-2.01 (m, 2 H), 1.88-1.76 (m, 2 H). TLC (UV<sub>254</sub>) R<sub>f</sub> = 0.63 (2:1 ethyl acetate/hexanes). HPLC *t*<sub>R</sub> = 9.60 min.

**(S)-1-((1-(2-Fluoroethyl)-1*H*-[1,2,3]-triazol-4-yl)methyl)-5-(2,4-difluorophenoxy)methyl)-pyrrolidine-1-sulfonyl)isatin (15).** The isatin **15** was prepared according to the procedure for **14** except using **13** to give an orange gum. Recrystallization from ethyl acetate/hexanes gave an orange solid (94 mg, 57%). Mp:

130-131°C. HRMS (ESI) = 550.1381 (M + H)<sup>+</sup>. Calcd. for C<sub>24</sub>H<sub>23</sub>F<sub>3</sub>N<sub>5</sub>O<sub>5</sub>S 550.1372.

<sup>1</sup>H NMR (600 MHz, CDCl<sub>3</sub>) δ 8.08 (dd, *J* = 8.4 Hz, *J* = 1.8 Hz, 1 H), 8.02 (d, *J* = 1.8 Hz, 1 H), 7.77 (s, 1 H), 7.52 (d, *J* = 8.4 Hz, 1 H), 6.95-6.91 (m, 1 H), 6.82-6.75 (m, 2 H), 5.05 (s, 2 H), 4.79 (dt, *J* = 46.2 Hz, *J* = 4.8 Hz, 2 H), 4.67 (dt, *J* = 26.4 Hz, *J* = 4.8 Hz, 2 H), 4.20 (dd, *J* = 9.6 Hz, *J* = 3 Hz, 1 H), 4.01-3.94 (m, 2 H), 3.53-3.50 (m, 1 H), 3.22-3.17 (m, 1 H), 2.10-1.98 (m, 2 H), 1.85-1.74 (m, 2 H). TLC (UV<sub>254</sub>) R<sub>f</sub> = 0.47 (ethyl acetate). HPLC *t*<sub>R</sub> = 8.45 min.

**(S)-1-(4-Fluorobenzyl)-5-(2-((1-(2-fluoroethyl)-1*H*-[1,2,3]-triazol-4-yl)methoxymethyl)-pyrrolidine-1-sulfonyl)isatin (16).** The isatin **16** was prepared according to the procedure for **14** except using **11h** to give an orange gum (26 mg, 48%). HRMS (ESI) = 546.1632 (M + H)<sup>+</sup>. Calcd. for C<sub>25</sub>H<sub>26</sub>F<sub>2</sub>N<sub>5</sub>O<sub>5</sub>S 546.1623. <sup>1</sup>H NMR (600 MHz, CDCl<sub>3</sub>) δ 8.03 (d, *J* = 1.8 Hz, 1 H), 8.00 (dd, *J* = 8.4 Hz, *J* = 1.8 Hz, 1 H), 7.67 (s, 1 H), 7.35-7.33 (m, 2 H), 7.08-7.05 (m, 2 H), 6.90 (d, *J* = 8.4 Hz, 1 H), 4.95 (s, 2 H), 4.81 (dt, *J* = 46.8 Hz, *J* = 4.8 Hz, 2 H), 4.67 (dt, *J* = 26.4 Hz, *J* = 4.8 Hz, 2 H), 4.62 (d, *J* = 12 Hz, 1 H), 4.60 (d, *J* = 12 Hz, 1 H), 3.81-3.78 (m, 1 H), 3.65 (dd, *J* = 9.6 Hz, *J* = 4.2 Hz, 1 H), 3.51 (dd, *J* = 9.6 Hz, *J* = 7.2 Hz, 1 H), 3.40-3.37 (m, 1 H), 3.19-3.15 (m, 1 H), 1.92-1.87 (m, 2 H), 1.72-1.66 (m, 2 H). TLC (UV<sub>254</sub>) R<sub>f</sub> = 0.35 (ethyl acetate). HPLC *t*<sub>R</sub> = 6.58 min.

**Table S1.** HPLC purity analysis of intermediate isatin sulfonamides.<sup>a</sup>

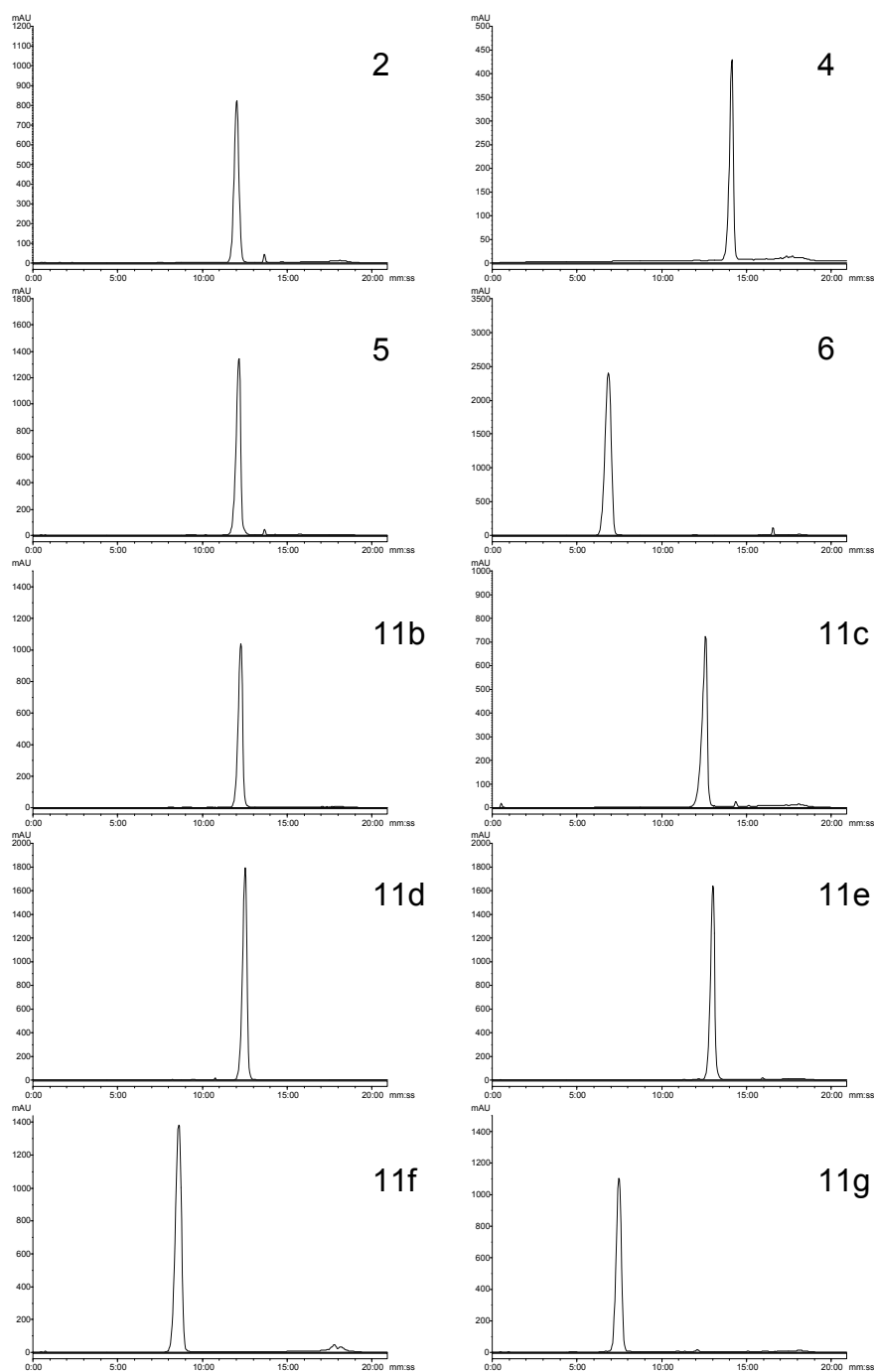
Compound No.	Retention Time (mm:ss)	Purity (%)
10b	7.50	97
10c	8.16	98
10d	8.07	99
10e	9.11	98
10f	2.39	99
10g	1.54	98
10h	2.56	99
12	9.00	97
13	9.36	99

<sup>a</sup>Conditions: Phenomenex Luna 50 × 4.6 mm (3 μm) HPLC column attached and a mobile phase of 0.1 M ammonium formate and methanol/acetonitrile (1.8:1 v/v), gradient (50% organic for 1 min; 50 → 90% organic in 14 min; 90% organic for 4 min; 90 → 50% organic phase for 4 min) flow rate 1 mL/min and wavelength 254 nm.

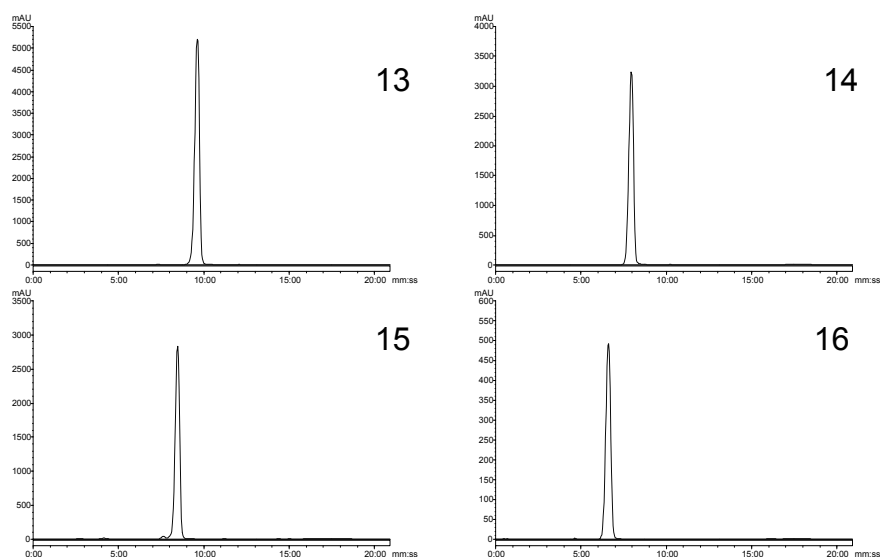
**Table S2.** HPLC purity analysis of final isatin sulfonamides.<sup>a</sup>

Compound No.	Retention Time (mm:ss)	Purity (%)
2	12.00	97
4	14.07	98
5	12.08	98
6	6.50	98
11b	12.15	99
11c	12.34	98
11d	12.30	98
11e	13.00	99
11f	8.35	97
11g	7.27	99
11h	8.48	99
14	7.56	99
15	8.27	98
16	6.35	98

<sup>a</sup>Conditions: Phenomenex Luna 50 × 4.6 mm (3 μm) HPLC column attached and a mobile phase of 0.1 M ammonium formate and methanol/acetonitrile (1.8:1 v/v), gradient (50% organic for 1 min; 50 → 90% organic in 14 min; 90% organic for 4 min; 90 → 50% organic phase for 4 min) flow rate 1 mL/min and wavelength 254 nm.



**Figure S4.** HPLC chromatograms for compounds **2-11g** screened for caspase affinity. Conditions: Phenomenex Luna  $50 \times 4.6$  mm ( $3 \mu\text{m}$ ) HPLC column attached and a mobile phase of 0.1 M ammonium formate and methanol/acetonitrile (1.8:1 v/v), gradient (50% organic for 1 min; 50  $\rightarrow$  90% organic in 14 min; 90% organic for 4 min; 90  $\rightarrow$  50% organic phase for 4 min) flow rate 1 mL/min and wavelength 254 nm.



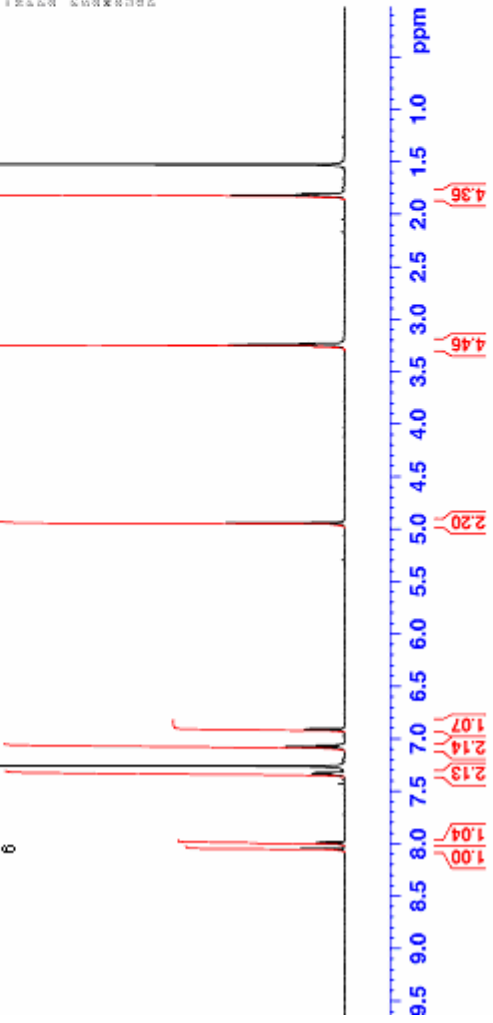
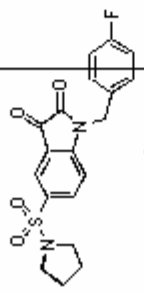
**Figure S5.** HPLC chromatograms for compounds **13-16** screened for caspase affinity. Conditions: Phenomenex Luna  $50 \times 4.6$  mm ( $3 \mu\text{m}$ ) HPLC column attached and a mobile phase of 0.1 M ammonium formate and methanol/acetonitrile (1.8:1 v/v), gradient (50% organic for 1 min; 50  $\rightarrow$  90% organic in 14 min; 90% organic for 4 min; 90  $\rightarrow$  50% organic phase for 4 min) flow rate 1 mL/min and wavelength 254 nm.



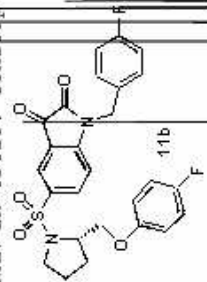
NMR in CDCl3: GSH8|rpt\_rlxst



Current Data Parameters  
NAME: g8\_08\_03\_07  
PROCNO: 1  
F2 - Acquisition Parameters  
Date\_ Time: 20070308 16:33  
PROBHD: 5 mm TNC 5M13  
PULPROG: zgpg30  
D1: 0.7500  
D11: 0.0500  
D12: 0.0500  
D13: 0.0500  
D14: 0.0500  
D15: 0.0500  
D16: 0.0500  
D17: 0.0500  
D18: 0.0500  
D19: 0.0500  
D20: 0.0500  
D21: 0.0500  
D22: 0.0500  
D23: 0.0500  
D24: 0.0500  
D25: 0.0500  
D26: 0.0500  
D27: 0.0500  
D28: 0.0500  
D29: 0.0500  
D30: 0.0500  
D31: 0.0500  
D32: 0.0500  
D33: 0.0500  
D34: 0.0500  
D35: 0.0500  
D36: 0.0500  
D37: 0.0500  
D38: 0.0500  
D39: 0.0500  
D40: 0.0500  
D41: 0.0500  
D42: 0.0500  
D43: 0.0500  
D44: 0.0500  
D45: 0.0500  
D46: 0.0500  
D47: 0.0500  
D48: 0.0500  
D49: 0.0500  
D50: 0.0500  
D51: 0.0500  
D52: 0.0500  
D53: 0.0500  
D54: 0.0500  
D55: 0.0500  
D56: 0.0500  
D57: 0.0500  
D58: 0.0500  
D59: 0.0500  
D60: 0.0500  
D61: 0.0500  
D62: 0.0500  
D63: 0.0500  
D64: 0.0500  
D65: 0.0500  
D66: 0.0500  
D67: 0.0500  
D68: 0.0500  
D69: 0.0500  
D70: 0.0500  
D71: 0.0500  
D72: 0.0500  
D73: 0.0500  
D74: 0.0500  
D75: 0.0500  
D76: 0.0500  
D77: 0.0500  
D78: 0.0500  
D79: 0.0500  
D80: 0.0500  
D81: 0.0500  
D82: 0.0500  
D83: 0.0500  
D84: 0.0500  
D85: 0.0500  
D86: 0.0500  
D87: 0.0500  
D88: 0.0500  
D89: 0.0500  
D90: 0.0500  
D91: 0.0500  
D92: 0.0500  
D93: 0.0500  
D94: 0.0500  
D95: 0.0500  
D96: 0.0500  
D97: 0.0500  
D98: 0.0500  
D99: 0.0500  
D100: 0.0500  
F2 - Processing parameters  
SI: 32768  
SF: 400.1300154 MHz  
WDW: EM  
SSB: 0  
GB: 0  
PC: 1.100

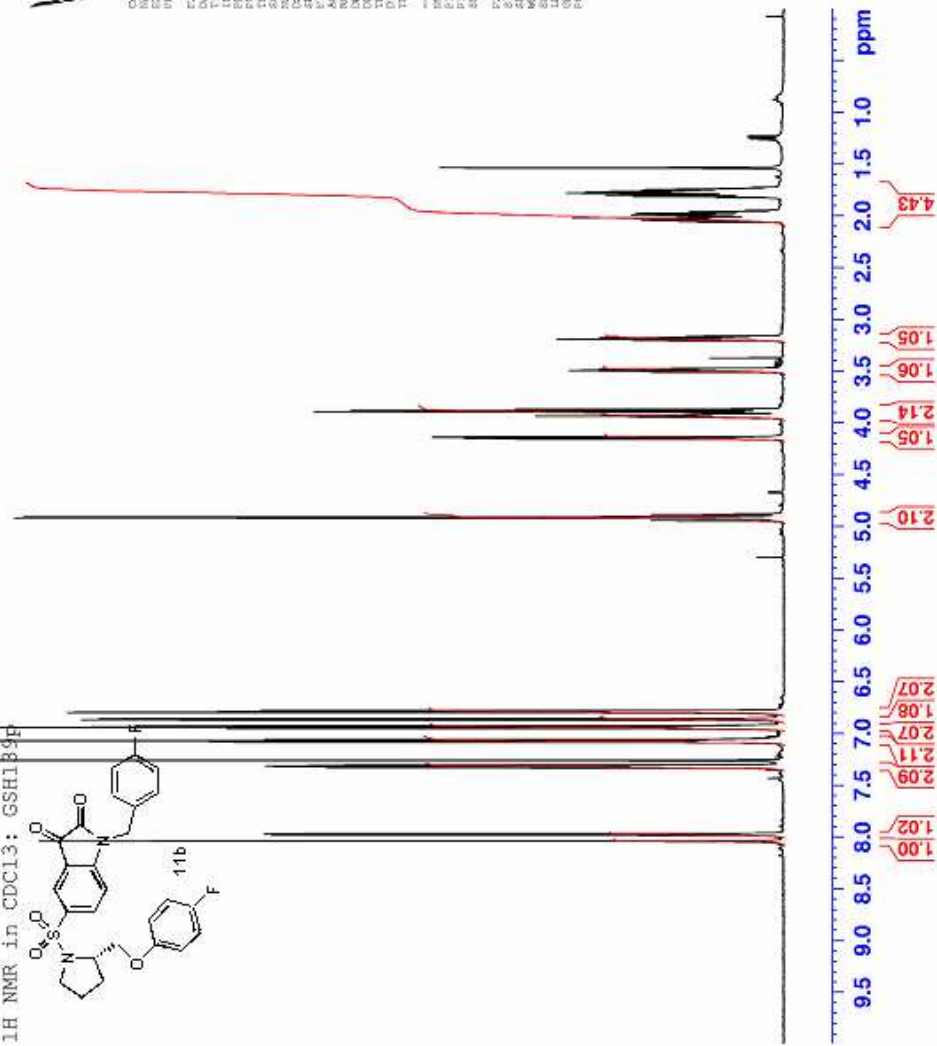


<sup>1</sup>H NMR in CDCl<sub>3</sub>: GSH184f

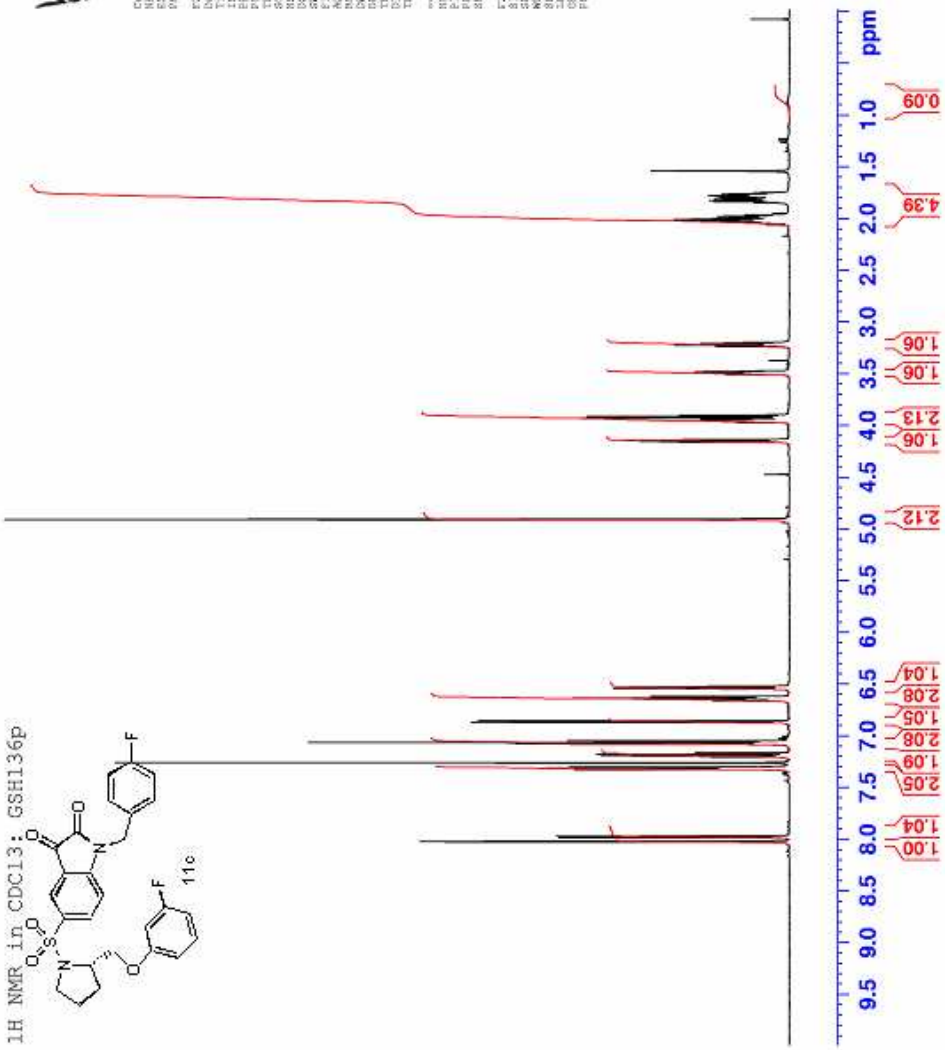
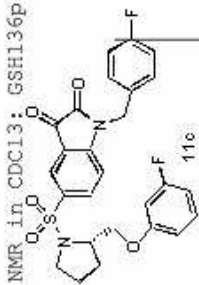


Current Data Parameters  
 NAME: 95\_05\_03\_07  
 EXPNO: 2  
 PROCNO: 1  
 F2 - Acquisition Parameters  
 Date\_: 20070308  
 Time: 11.55  
 INSTRUM: av500  
 PROBHD: 5 mm EXI 1H-13  
 PULPROG: zgpg30  
 SOLVENT: CDCl<sub>3</sub>  
 NS: 16  
 DS: 4  
 SWH: 12374.237 Hz  
 FIDRES: 0.188864 Hz  
 AQ: 2.617349 sec  
 RG: 384  
 DQ: 0.000000  
 SFO: 400.000 MHz  
 CF: 4.000 MHz  
 C1: 303.10 K  
 IC: 1.0000000 sec  
 TD0: 1

===== CHANNEL f1 =====  
 NUC1: <sup>1</sup>H  
 P1: 7.50 usec  
 PL1: 0.00 dB  
 SFO1: 600.1327650 MHz  
 F2 - Processing parameters  
 SI: 32768  
 SF: 600.1327650 MHz  
 DS: 4  
 SSB: 0  
 GB: 0.30 Hz  
 EC: 1.00

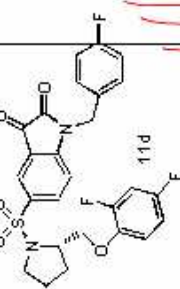


<sup>1</sup>H NMR in CDCl<sub>3</sub>: GSH136P

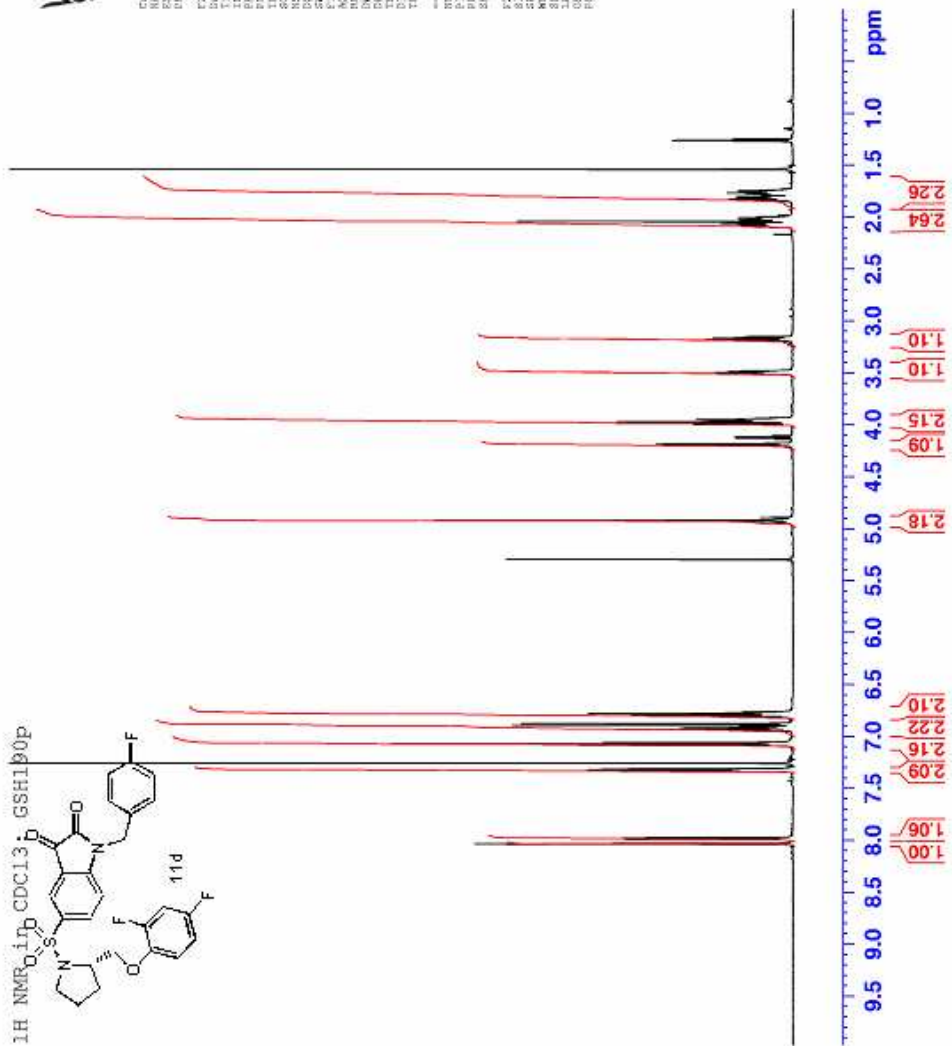


Current Data Parameters  
NAME: 09\_04\_13\_07  
EXPNO: 1  
PROCNO: 1  
F2 - Acquisition Parameters  
Date\_: 20130308  
Time: 13.30  
Time2: 13.30  
PROBHD: 5 mm TXI 1H-13  
PULPROG: zgpg30  
INSTRUM: spect  
PROBHD: spect  
SOLVENT: CDCl3  
NS: 2  
DS: 2  
SWH: 12746.262 Hz  
FIDRES: 0.18000000  
AQ: 2.4075438 sec  
RG: 181  
AQ: 60.000 usec  
RG: 302.5 K  
TE: 302.2 K  
TD: 1,000,000.000 sec  
TMR: 1  
===== CHANNEL f1 =====  
NUC1: 1H  
P1: 12.00 usec  
PL1: 0.00 dB  
RFPO1: 600.1327060 MHz  
===== CHANNEL f2 =====  
F2 - Processing Parameters  
SI: 32768  
SF: 600.1300160 MHz  
WDW: EM  
SSB: 0  
LB: 0.30 Hz  
GB: 0  
PC: 1.00

<sup>1</sup>H NMR (400 MHz, CDCl<sub>3</sub>) of GSH180p

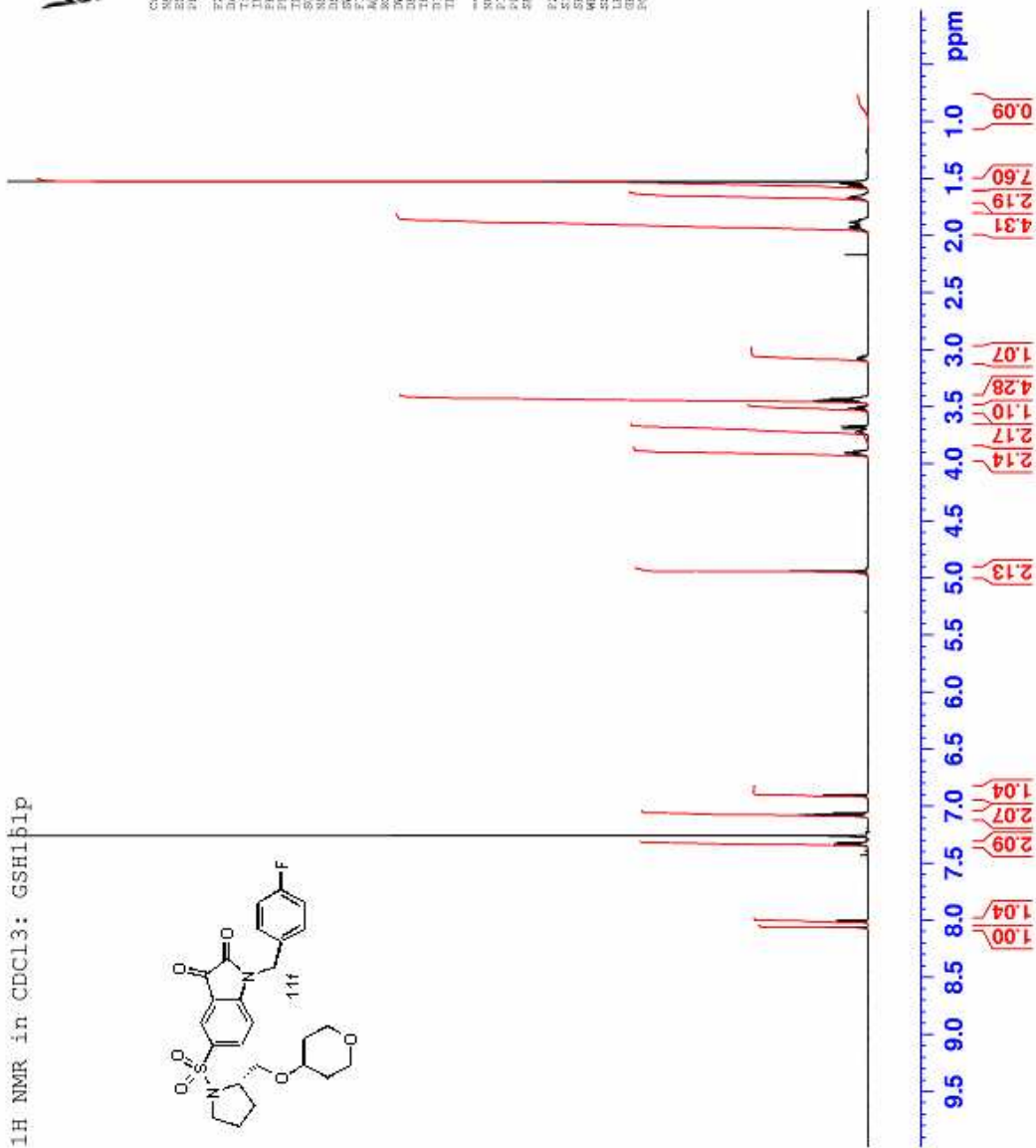
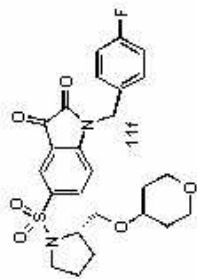


Current Data Parameters  
 Name: 09\_03\_05\_07  
 Date\_Time: 09/03/2020 11:56  
 F2 - Acquisition Parameters  
 Name: 09070002  
 Time: 13.56  
 Date\_Time: 09/03/2020 11:56  
 Instrument: spect  
 Processor: 3 pm TKI 10000  
 ID: 65526  
 Name: 09070002  
 Solvent: CDCl<sub>3</sub>  
 DS: 2  
 SWH: 12376.287 Hz  
 FIDRES: 0.168848 Hz  
 AQ: 0.199999999  
 IN: 222.5 Hz  
 DM: 60.400 uSsec  
 DE: 8.00 uSsec  
 DQ: 3.00 uSsec  
 DZ: 1.000000000 Hz  
 TDO: 1  
 ===== CSWAVE1.F1 =====  
 NU1: 1H  
 P1: 7.50 uSsec  
 PL1: 0.00 dB  
 SFO1: 600.137000 MHz  
 F2 - Processing parameters  
 Name: 09070002  
 Date\_Time: 09/03/2020 11:56  
 SWH: 600.130125 kHz  
 MDW: 524  
 SFO: 600.137000 MHz  
 DS: 2  
 GB: 0  
 PC: 1.00



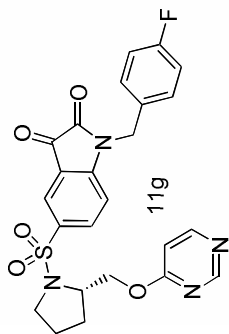


<sup>1</sup>H NMR in CDCl<sub>3</sub>: GSH151p

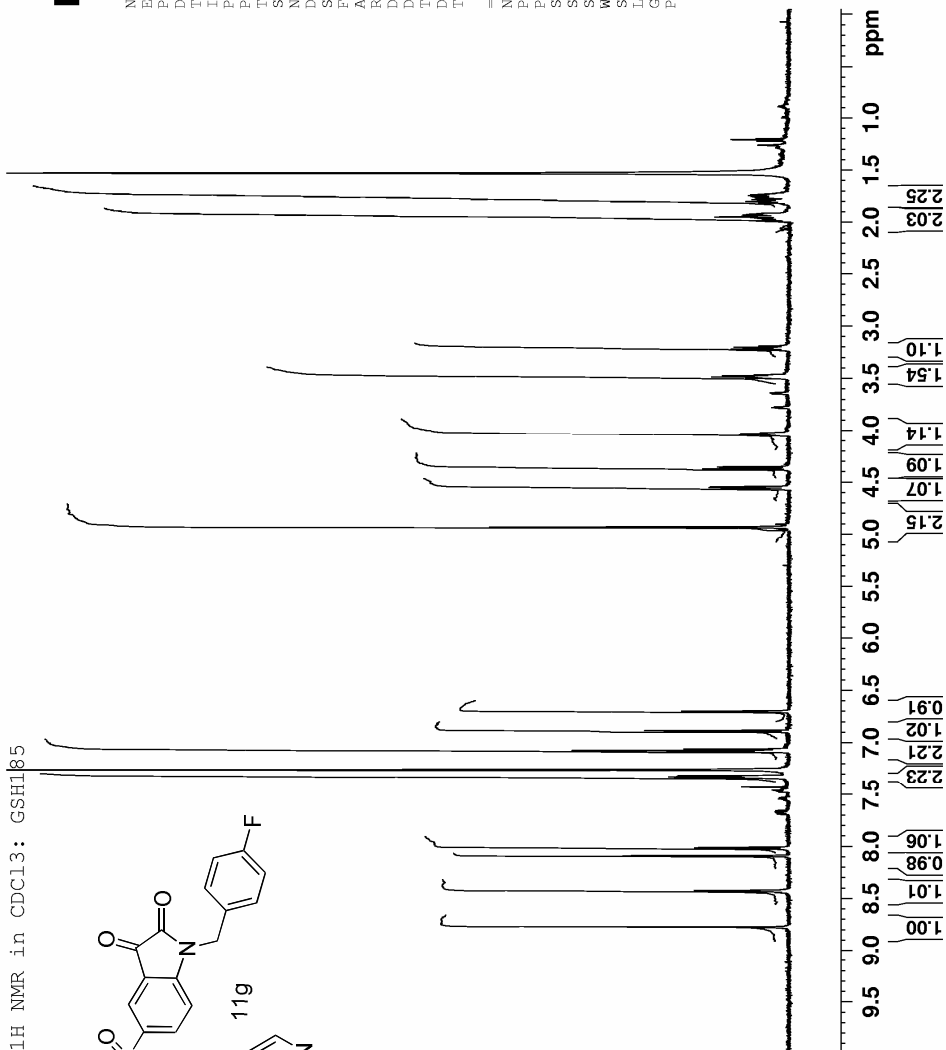


Current Data Parameters  
NAME: 38-06-03-12  
PROCNO: 1  
F2 - Acquisition Parameters  
Date\_ 20071218  
Time 15:38  
INSTRUM: spect  
PROBHD: 5 mm TXI 1H-13  
PULPROG: zgpg30  
TD: 65536  
SOLVENT: CDCl<sub>3</sub>  
NS: 2  
DS: 2  
SWH: 12376.237 Hz  
FIDRES: 0.18866 Hz  
AQ: 2.54768 sec  
RG: 382  
WV: 40.400 MHz  
DE: 6.00 uMm  
TE: 303.0 K  
D1: 1.00000000 sec  
D10: 1  
===== CHANNEL f1 =====  
NUC1: 13C  
P1: 18  
PL: 0.00  
PR: 7.50 uMm  
SFO1: 101.325 MHz  
ZFG1: 600.1337000 MHz  
F2 - Processing parameters  
SI: 32768  
SF: 600.1337000 MHz  
WDW: EM  
SSB: 0  
LB: 0.30 Hz  
GB: 0  
PC: 1.00

<sup>1</sup>H NMR in CDCl<sub>3</sub>: GSH185



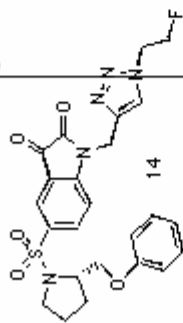
NAME 9326.12.08  
EXPNO 5  
PROCNO 1  
Date\_ 20080226  
Time\_ 11.54  
INSTRUM av600  
PROBHD 5 mm TXI IH-13  
PULPROG zg30  
TD 65536  
SOLVENT CDCl<sub>3</sub>  
NS 16  
DS 2  
SWH 12376.237 Hz  
FIDRES 0.188846 Hz  
AQ 2.6477449 sec  
RG 812.7  
DW 40.400 usec  
DE 6.50 usec  
TE 303.0 K  
D1 1.0000000 sec  
TD0 1  
===== CHANNEL f1 =====  
NUC1 <sup>1</sup>H  
P1 7.50 usec  
PL1 6.00 dB  
SFO1 600.1337060 MHz  
SI 32768  
SF 600.1300163 MHz  
WDW EM  
SSB 0  
LB 0.30 Hz  
GB 0  
PC 1.00







<sup>1</sup>H NMR in CDCl<sub>3</sub>: GSH145p




Current Data Parameters  
NAME 9817.12.07  
EXPNO 2  
PROCNO 1

F2 - Acquisition Parameters  
Date\_ 20071217  
Time 13:48  
INSTRUM av600  
PROBHD 5 mm TXI 1H-13  
PULPROG zg30  
TD 65536  
SOLVENT CDCl<sub>3</sub>  
NS 16  
DS 2  
SWH 12376.237 Hz  
FIDRES 0.188846 Hz  
AQ 2.6277449 sec  
RG 574.7  
EW 60.400 usec  
DE 6.50 usec  
TE 303.0 K  
D1 1.00000000 sec  
TDO 1

===== CHANNEL f1 =====  
NUC1 1H  
P1 7.50 usec  
PL1 6.00 dB  
SFO1 600.1337060 MHz

F2 - Processing parameters  
SI 32768  
SF 600.1300159 MHz  
WDW EM  
SSB 0  
LB 0.30 Hz  
GB 0  
PC 1.00







NAME gs26.12.08  
 EXPNO 8  
 PROCNO 1  
 Date\_ 20080226  
 Time\_ 12.34  
 INSTRUM av600  
 PROBED 5 mm TXI IH-13  
 PULPROG zg30  
 ID 65536  
 SOLVENT CDCl3  
 NS 16  
 DS 2  
 SWH 12376.237 Hz  
 FIDRES 0.188846 Hz  
 AQ 2.6477449 sec  
 RG 574.7  
 DW 40.400 usec  
 DE 6.50 usec  
 TE 303.0 K  
 D1 1.0000000 sec  
 TDO 1  
 ===== CHANNEL f1 =====  
 NUC1 1H  
 P1 7.50 usec  
 PL1 6.00 dB  
 SFO1 600.1337060 MHz  
 SI 32768  
 SF 600.1300160 MHz  
 WDW EM  
 SSB 0  
 GB 0  
 PC 1.00

<sup>1</sup>H NMR in CDCl<sub>3</sub>: GSH189

