

**Kinetic and Mechanism of the Cleavage of Phthalic Anhydride in Glacial Acetic Acid  
Solvent Containing Aniline**

Emmy Fadhiza Damit, Azhar Ariffin and M. Niyaz Khan\*

**Supporting Informations**

<b>Table of Content</b>	<b>S1</b>
<b>Table I</b>	<b>S2</b>
<b>Table II</b>	<b>S3</b>
<b>Figure I a</b>	<b>S5</b>
<b>Figure I b</b>	<b>S6</b>
<b>Figure II a</b>	<b>S7</b>
<b>Figure II b</b>	<b>S8</b>

**TABLE I. Effects of Mixed H<sub>2</sub>O – CS Solvents on Absorbance (A<sub>ob</sub>) of 1.0 x 10<sup>-3</sup> M Ani at 275 nm, 0.1 M NaOH and 0.1, 1.0 M HCl at 35 °C**

CS <sup>a</sup> % v/v	A <sub>ob</sub> <sup>b</sup>	A <sub>ob</sub> <sup>c</sup>	CS <sup>d</sup>	A <sub>ob</sub> <sup>b</sup>	A <sub>ob</sub> <sup>c</sup>	A <sub>ob</sub> <sup>e</sup>	ΔA <sub>ob</sub> <sup>f</sup>	ΔA <sub>ob</sub> <sup>g</sup> % v/v
1	1.232	0.002	1	1.177	0.005	0.012	- 0.007	0.0
10	1.223	0.008	10	1.198	0.014	0.014	0.004	0.004
20	1.209	0.007	20	1.203	0.025	0.015	0.008	- 0.002
30	1.194	0.005	30	1.182	0.035	0.026	0.018	0.009
40	1.168	0.005	40	1.144	0.044	0.025	0.026	0.007
50	1.158	0.010	50	1.128	0.052	0.029	0.032	0.009
60	1.129	0.012	60	h	0.063	0.030	0.039	0.006
70	h	0.006	70	h	0.081	0.033	0.053	0.005
80	h	0.010	80	h	0.083	0.037	0.061	0.005
90	h	0.010	90	h	0.093	0.054	0.053	0.014

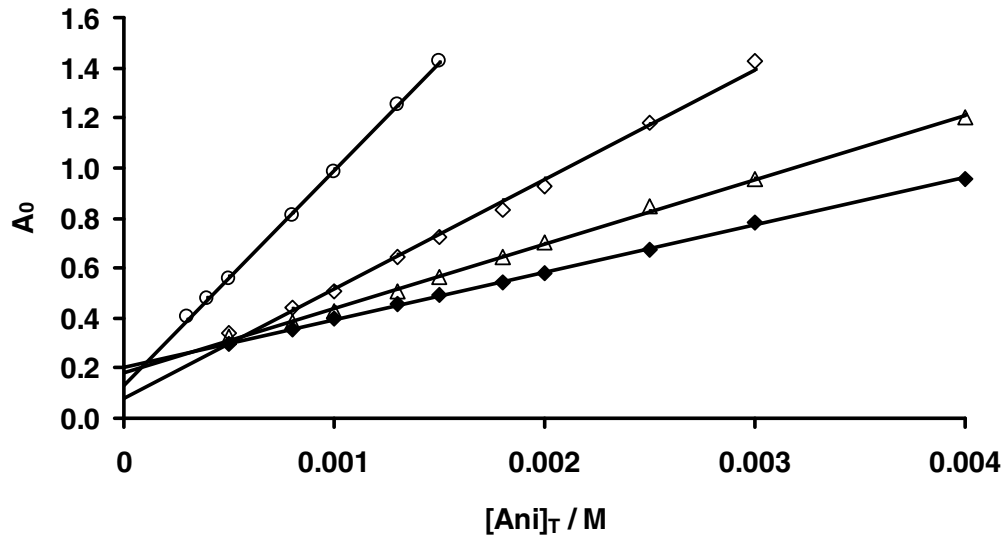
<sup>a</sup> CS = CH<sub>3</sub>CN. <sup>b</sup> Each mixed aqueous solution contained 0.1 M NaOH. <sup>c</sup> Each mixed aqueous solution contained 0.1 M HCl. <sup>d</sup> CS = THF. <sup>e</sup> Each mixed aqueous solution contained 1.0 M HCl. <sup>f</sup> ΔA<sub>ob</sub> = A<sub>ob</sub> (at 0.1 M HCl) – A<sub>ob</sub> (at 0.0 M HCl). <sup>g</sup> ΔA<sub>ob</sub> = A<sub>ob</sub> (at 1.0 M HCl) – A<sub>ob</sub> (at 0.0 M HCl). <sup>h</sup> Precipitation occurred in the solution.

**TABLE II. Values of  $\alpha^\infty$  and  $\delta_{\text{ob}}^\infty$ , Calculated from Eq 3 (with  $\alpha = \alpha^\infty$ ,  $\delta_{\text{ob}} = \delta_{\text{ob}}^\infty$ ) Using  $A_\infty$ <sup>a</sup>**

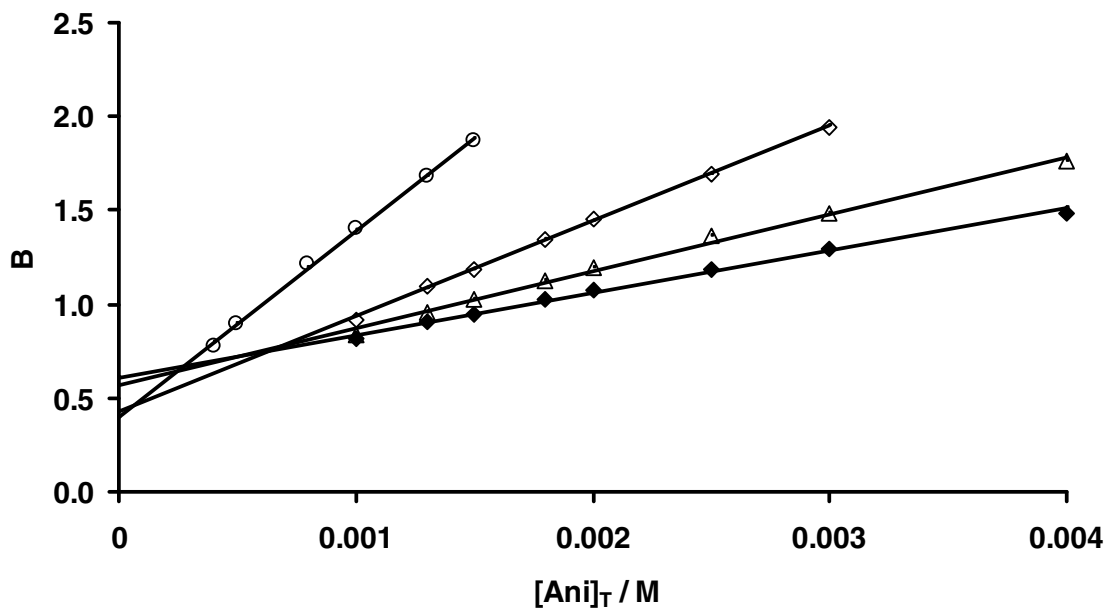
AcOH	CS <sup>b</sup>	$10^2 \alpha^\infty$	$\delta_{\text{ob}}^\infty$	N <sup>c</sup>	T <sup>e</sup>	[Ani] <sub>T</sub> <sup>d</sup> range
% v/v	%v/v		M <sup>-1</sup> cm <sup>-1</sup>		<sup>o</sup> C	M
100	0	85.3 ± 3.1 <sup>e</sup>	208 ± 12 <sup>e</sup>	5	30	1.0 x 10 <sup>-3</sup> - 4.0 x 10 <sup>-3</sup>
100	0	98.4 ± 6.7	168 ± 27	5	30	1.0 x 10 <sup>-3</sup> - 4.0 x 10 <sup>-3</sup>
100	0	98.2 ± 5.3	253 ± 21	5	35	1.0 x 10 <sup>-3</sup> - 4.0 x 10 <sup>-3</sup>
100	0	89.4 ± 3.3	240 ± 13	5	35	1.0 x 10 <sup>-3</sup> - 4.0 x 10 <sup>-3</sup>
100	0	83.1 ± 2.1	258 ± 8	5	40	1.0 x 10 <sup>-3</sup> - 4.0 x 10 <sup>-3</sup>
100	0	81.9 ± 6.8	276 ± 27	5	40	1.0 x 10 <sup>-3</sup> - 4.0 x 10 <sup>-3</sup>
100	0	80.1 ± 3.0	298 ± 11	5	45	1.0 x 10 <sup>-3</sup> - 4.0 x 10 <sup>-3</sup>
100	0	74.6 ± 6.1	345 ± 31	4	50	1.0 x 10 <sup>-3</sup> - 3.0 x 10 <sup>-3</sup>
99	1 <sup>f</sup>	60.5 ± 1.2	205 ± 5	8	35	1.0 x 10 <sup>-3</sup> - 4.0 x 10 <sup>-3</sup>
95	5 <sup>f</sup>	61.6 ± 1.5	223 ± 7	8	35	1.0 x 10 <sup>-3</sup> - 4.0 x 10 <sup>-3</sup>
90	10 <sup>f</sup>	61.0 ± 4.5	230 ± 20	8	35	1.0 x 10 <sup>-3</sup> - 4.0 x 10 <sup>-3</sup>
85	15 <sup>f</sup>	58.3 ± 1.6	271 ± 7	8	35	1.0 x 10 <sup>-3</sup> - 4.0 x 10 <sup>-3</sup>
80	20 <sup>f</sup>	58.0 ± 1.9	277 ± 8	8	35	1.0 x 10 <sup>-3</sup> - 4.0 x 10 <sup>-3</sup>
75	25 <sup>f</sup>	56.6 ± 2.1	305 ± 9	8	35	1.0 x 10 <sup>-3</sup> - 4.0 x 10 <sup>-3</sup>
70	30 <sup>f</sup>	55.3 ± 1.8	315 ± 8	8	35	1.0 x 10 <sup>-3</sup> - 4.0 x 10 <sup>-3</sup>
60	40 <sup>f</sup>	47.1 ± 1.6	406 ± 8	7	35	1.0 x 10 <sup>-3</sup> - 4.0 x 10 <sup>-3</sup>
50	50 <sup>f</sup>	43.0 ± 1.2	506 ± 6	7	35	1.0 x 10 <sup>-3</sup> - 3.0 x 10 <sup>-3</sup>
40	60 <sup>f</sup>	41.6 ± 0.4	629 ± 2	6	35	1.0 x 10 <sup>-3</sup> - 2.5 x 10 <sup>-3</sup>
30	70 <sup>f</sup>	41.9 ± 1.2	771 ± 10	9	35	4.0 x 10 <sup>-4</sup> - 2.0 x 10 <sup>-3</sup>
20	80 <sup>f</sup>	39.6 ± 1.9	994 ± 19	6	35	4.0 x 10 <sup>-4</sup> - 1.5 x 10 <sup>-3</sup>
10	90 <sup>f</sup>	53.4 ± 0.5	1035 ± 5	5	35	3.5 x 10 <sup>-4</sup> - 1.3 x 10 <sup>-3</sup>
95	5 <sup>g</sup>	62.5 ± 1.6	266 ± 7	8	35	1.0 x 10 <sup>-3</sup> - 4.0 x 10 <sup>-3</sup>
90	10 <sup>g</sup>	70.2 ± 2.3	274 ± 10	8	35	1.0 x 10 <sup>-3</sup> - 4.0 x 10 <sup>-3</sup>
85	15 <sup>g</sup>	66.1 ± 3.3	352 ± 17	8	35	8.0 x 10 <sup>-4</sup> - 3.0 x 10 <sup>-4</sup>
80	20 <sup>g</sup>	67.2 ± 1.2	411 ± 7	7	35	1.0 x 10 <sup>-3</sup> - 4.0 x 10 <sup>-3</sup>

75	25 <sup>g</sup>	66.2 ± 0.8	505 ± 5	7	35	8.0 x 10 <sup>-4</sup> - 2.5 x 10 <sup>-3</sup>
70	30 <sup>g</sup>	68.1 ± 1.2	571 ± 8	6	35	8.0 x 10 <sup>-4</sup> - 2.0 x 10 <sup>-3</sup>
60	40 <sup>g</sup>	63.7 ± 0.9	789 ± 9	6	35	4.0 x 10 <sup>-4</sup> - 1.5 x 10 <sup>-3</sup>
50	50 <sup>g</sup>	62.6 ± 1.6	937 ± 20	6	35	4.0 x 10 <sup>-4</sup> - 1.3 x 10 <sup>-3</sup>
40	60 <sup>g</sup>	66.2 ± 1.1	991 ± 14	6	35	4.0 x 10 <sup>-4</sup> - 1.3 x 10 <sup>-3</sup>
40	60 <sup>g</sup>	62.5 ± 1.1	1021 ± 14	6	35	3.0 x 10 <sup>-4</sup> - 1.3 x 10 <sup>-3</sup>
35	65 <sup>g</sup>	61.5 ± 1.3	1083 ± 20	6	35	3.0 x 10 <sup>-4</sup> - 1.0 x 10 <sup>-3</sup>
30	70 <sup>g</sup>	67.3 ± 1.8	1072 ± 27	5	35	4.0 x 10 <sup>-4</sup> - 1.0 x 10 <sup>-3</sup>
30	70 <sup>g</sup>	64.1 ± 1.8	1073 ± 28	6	35	3.0 x 10 <sup>-4</sup> - 1.0 x 10 <sup>-3</sup>
25	75 <sup>g</sup>	66.6 ± 2.4	1159 ± 37	6	35	3.0 x 10 <sup>-4</sup> - 1.0 x 10 <sup>-3</sup>
20	80 <sup>g</sup>	67.8 ± 3.2	1086 ± 46	5	35	4.0 x 10 <sup>-4</sup> - 1.0 x 10 <sup>-3</sup>
20	80 <sup>g</sup>	70.0 ± 1.1	1071 ± 17	6	35	3.0 x 10 <sup>-4</sup> - 1.0 x 10 <sup>-3</sup>
15	85 <sup>g</sup>	69.9 ± 1.3	1084 ± 20	6	35	3.0 x 10 <sup>-4</sup> - 1.0 x 10 <sup>-3</sup>
10	90 <sup>g</sup>	72.5 ± 2.4	997 ± 35	5	35	4.0 x 10 <sup>-4</sup> - 1.0 x 10 <sup>-3</sup>
10	90 <sup>g</sup>	70.6 ± 1.8	1068 ± 28	6	35	3.0 x 10 <sup>-4</sup> - 1.0 x 10 <sup>-3</sup>

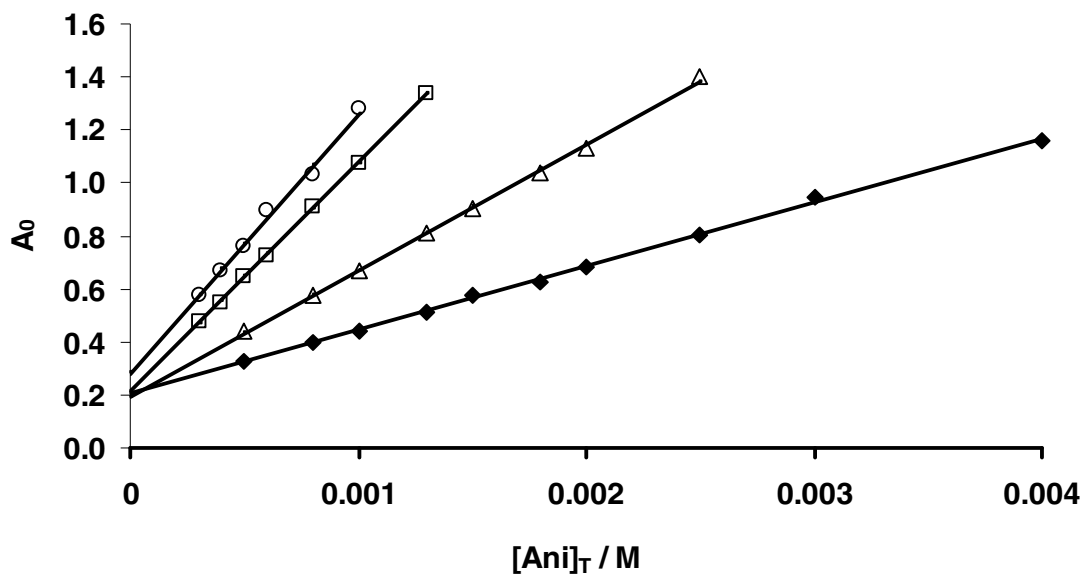
<sup>a</sup> [PAn<sub>0</sub>] = 1.5 x 10<sup>-4</sup> M, T = 35 °C. <sup>b</sup> CS = Co-solvent. <sup>c</sup> Total number of kinetic runs. <sup>d</sup> Total concentration range of aniline. <sup>e</sup> Error limits are standard deviations. <sup>f</sup> CS = CH<sub>3</sub>CN <sup>g</sup> CS = THF.



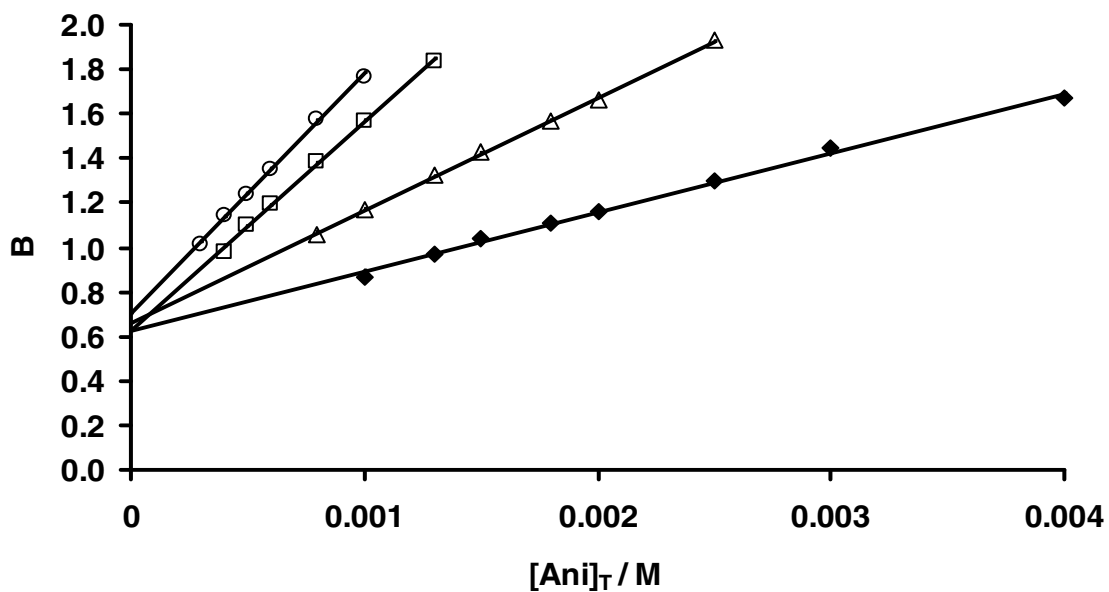
**Figure I a.** Plots showing the dependence of  $A_0$  versus  $[\text{Ani}]_T$  at 5% (◆), 25% (△), 50% (◇) and 80% (O) v/v  $\text{CH}_3\text{CN}$  in mixed  $\text{CH}_3\text{CN}$ -AcOH solvents. The solid lines are drawn through the calculated data points using eq 3, and the parameters,  $\alpha$  and  $\delta_{\text{ob}}$ , listed in Table 2.



**Figure I b.** Plots showing the dependence of  $B (= A_\infty)$  versus  $[\text{Ani}]_T$  at 5% ( $\blacklozenge$ ), 25% ( $\triangle$ ), 50% ( $\diamond$ ) and 80% ( $\circ$ ) v/v  $\text{CH}_3\text{CN}$  in mixed  $\text{CH}_3\text{CN}$ - $\text{AcOH}$  solvents. The solid lines are drawn through the calculated data points using eq 3 (with  $A_0 = A_\infty$ ,  $\alpha = \alpha^\infty$  and  $\delta_{\text{ob}} = \delta_{\text{ob}}^\infty$ ) the parameters,  $\alpha^\infty$  and  $\delta_{\text{ob}}^\infty$ , listed in Table II (SI).



**Figure II a.** Plots showing the dependence of  $A_0$  versus  $[\text{Ani}]_T$  at 5% (◆), 25% (Δ), 50% (□) and 85% (○) v/v THF in mixed THF-AcOH solvents. The solid lines are drawn through the calculated data points using eq 3 and the parameters,  $\alpha$  and  $\delta_{ob}$ , listed in Table 2.



**Figure II b.** Plots showing the dependence of  $B (= A_{\infty})$  versus  $[Ani]_T$  at 5% (◆), 25% (Δ), 50% (□) and 85% (○) v/v THF in mixed THF-AcOH solvents. The solid lines are drawn through the calculated data points using eq 3 (with  $A_0 = A_{\infty}$ ,  $\alpha = \alpha^{\infty}$  and  $\delta_{ob} = \delta_{ob}^{\infty}$ ) and the parameters,  $\alpha^{\infty}$  and  $\delta_{ob}^{\infty}$ , listed in Table II (SI).