

## Supporting Information

# The non-adiabatic deactivation of 9H-adenine: a comprehensive picture based on mixed quantum-classical dynamics

Mario Barbatti and Hans Lischka

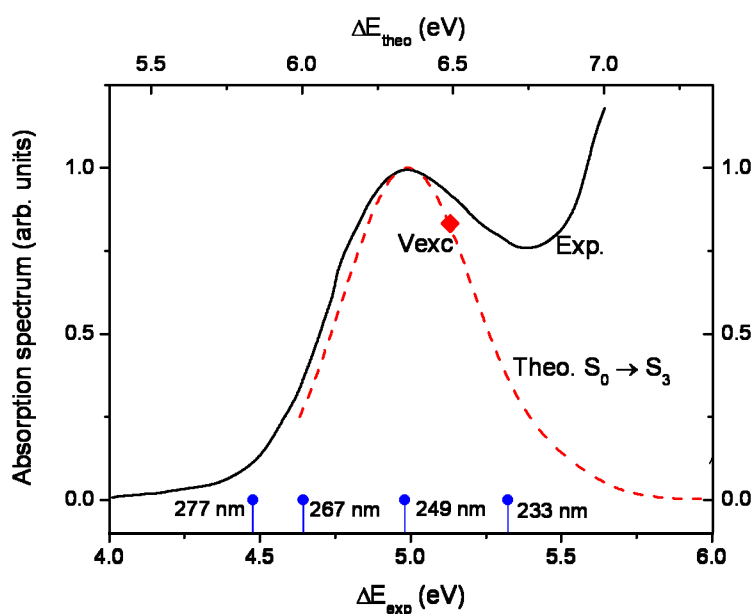


Fig. SI1 – 9H-Ade absorption spectrum in gas phase. Solid line (bottom abscissa): experimental results of Clark et al. *J. Phys. Chem.* 69, 3615 (1965). Dashed line (top abscissa): MR-CIS data used as initial condition for the dynamics. In the simulation a phenomenological broadening 0.2 eV of was used and only  $S_0 \rightarrow S_3$  transitions were included. Transient spectra are usually measured at 277 and 267 nm. The maximum of the band is at 249 nm. Ultrafast dissociation trough N-H dissociation is estimated to occur below 233 nm. The theoretical vertical excitation is indicated as well.

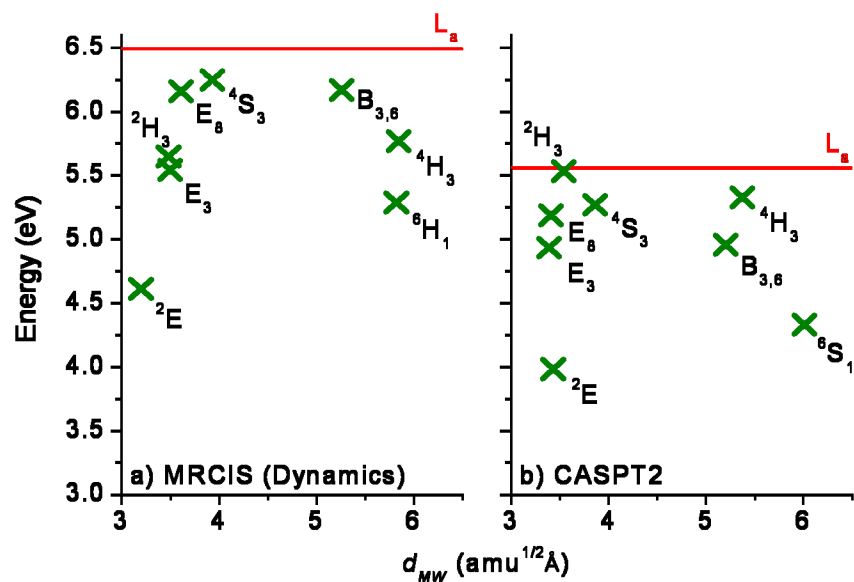


Fig. S12 – Comparison between the vertical excitation ( $L_a$ ) and the conical intersections in 9H-adenine computed at the a) MR-CIS(6,4)/SA-4-CASSCF(12,10)/Bmix level and at the b) CASPT2/SA-5-CASSCF(16,12)/6-31G\* level. The graphs give the energy (relative to the ground state minimum) as a function of the mass-weighted distance between the conical intersection and the ground state minimum.

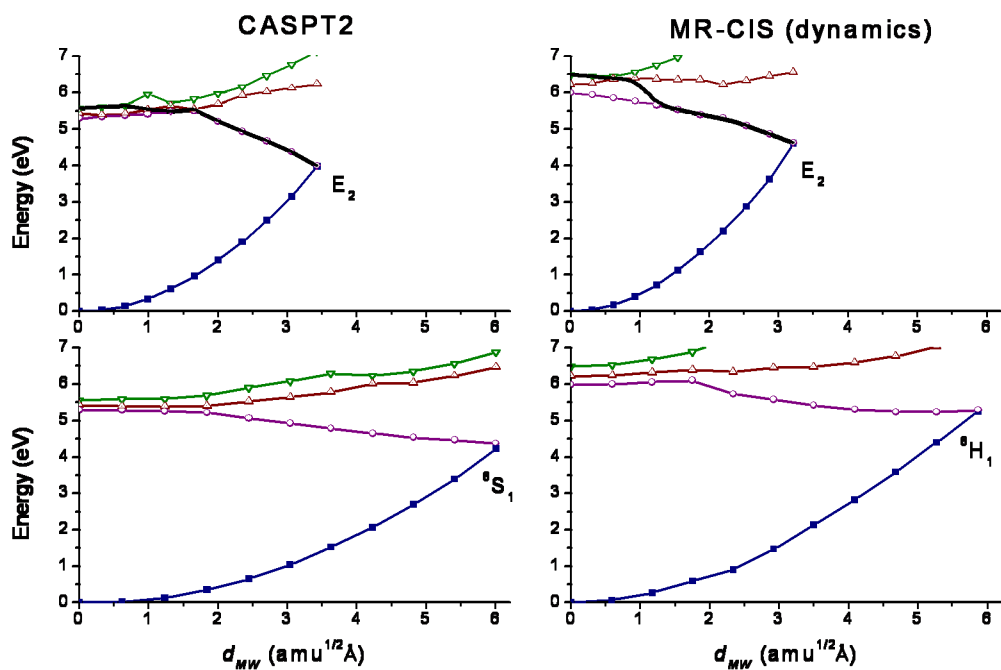


Fig. SI3 – Linearly interpolated paths between the ground state minimum (FC) and the conical intersections puckering at the C<sub>2</sub> atom (E<sub>2</sub>, top) and at the C<sub>6</sub> atom (6S<sub>1</sub> and 6H<sub>1</sub>, bottom). The paths were calculated at the MR-CIS(6,4)/SA-4-CASSCF(12,10)/Bmix level used in the dynamics simulations (right) and at the CASPT2/SA-5-CASSCF(16,12)/6-31G\* level (left). The thick lines in the FC-E2 paths show the diabatic  $\pi\pi^*$  connection.

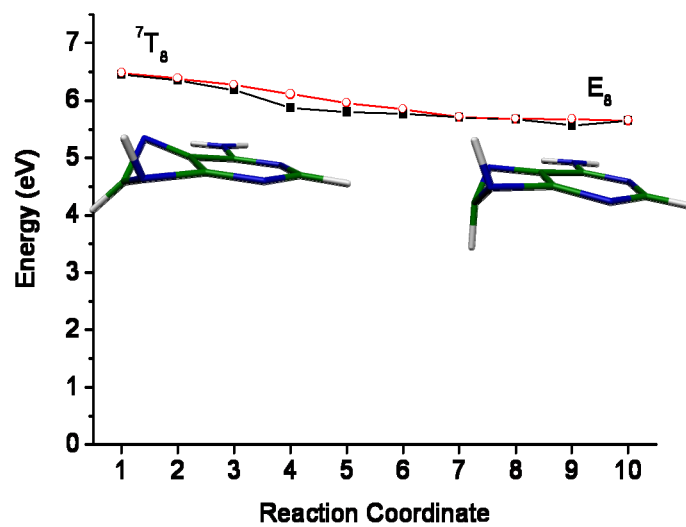


Fig. SI4 – Ground and first excited state along the path on the crossing seam connecting the  ${}^7T_8$  and the  $E_8$  conical intersections. CASSCF(12,10)/6-31G\*.

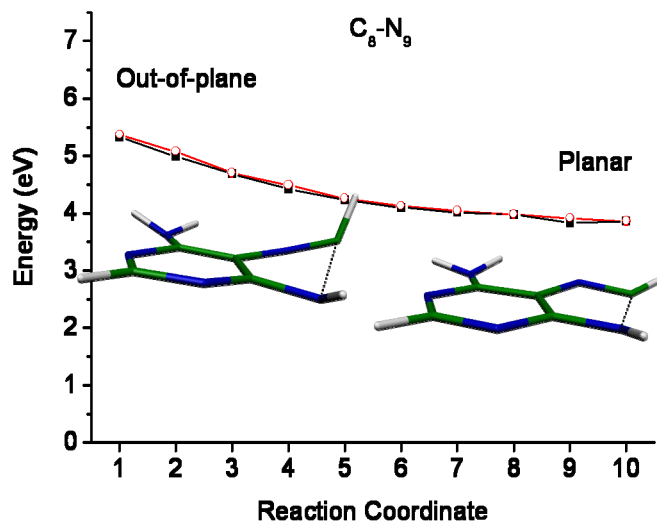


Fig. SI5 – Ground and first excited state along the path on the crossing seam connecting the out-of-plane and the planar  $C_8-N_9$  ring-opening conical intersections. CASSCF(12,10)/6-31G\*.

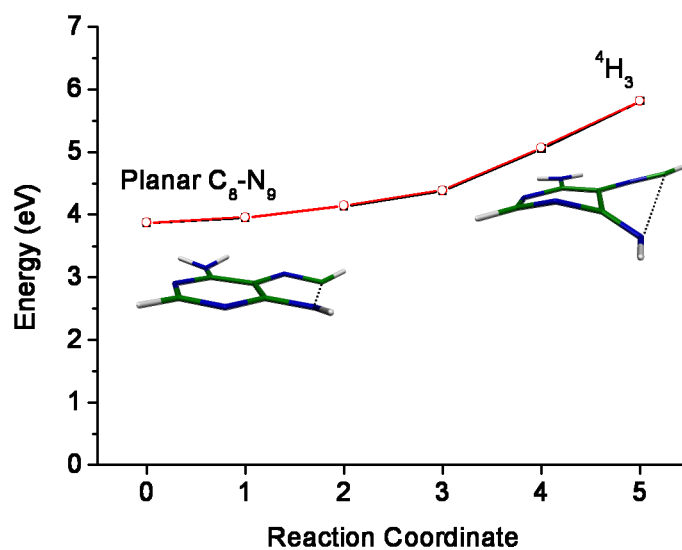


Fig. SI6 – Ground and first excited state along the path on the crossing seam connecting the <sup>4</sup>H<sub>3</sub> and the planar C<sub>8</sub>-N<sub>9</sub> ring-opening conical intersections. CASSCF(12,10)/6-31G\*.

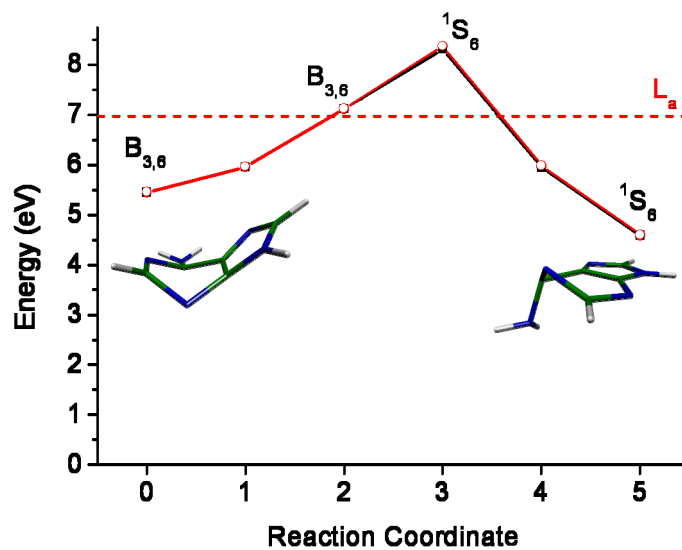


Fig. SI7 – Ground and first excited state along the path on the crossing seam connecting the  $B_{3,6}$  and  $^1S_6$  MXSs. The dashed line shows the Vertical excitation energy into the  $\pi\pi^*-L_a$  state at the same level. CASSCF(12,10)/6-31G\*.

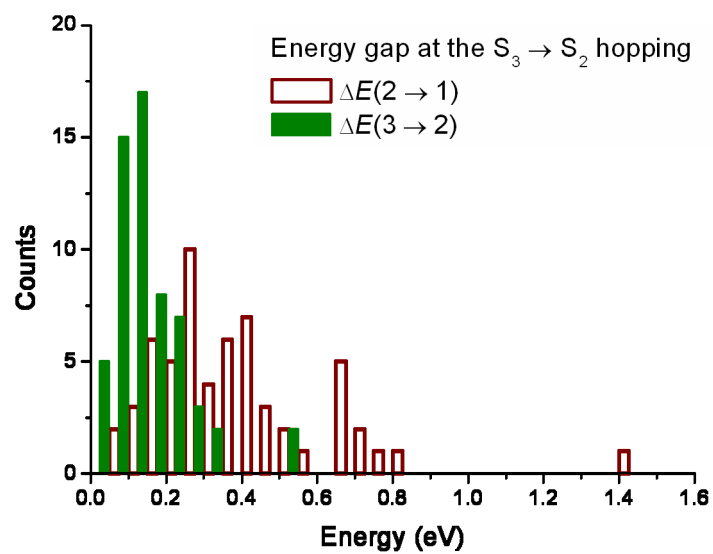


Fig. S18 –  $\Delta E_{32}$  and  $\Delta E_{21}$  energy gaps at the time of the  $S_3 \rightarrow S_2$  hopping.



### Complete Reference 43:

Lischka, H.; Shepard, R.; Shavitt, I.; Pitzer, R. M.; Dallos, M.; Müller, T.; Szalay, P. G.; Brown, F. B.; Ahlrichs, R.; Boehm, H. J.; Chang, A.; Comeau, D. C.; Gdanitz, R.; Dachsel, H.; Ehrhardt, C.; Ernzerhof, M.; Höchtl, P.; Irle, S.; Kedziora, G.; Kovar, T.; Parasuk, V.; Pepper, M. J. M.; Scharf, P.; Schiffer, H.; Schindler, M.; Schüler, M.; Seth, M.; Stahlberg, E. A.; Zhao, J.-G.; Yabushita, S.; Zhang, Z.; Barbatti, M.; Matsika, S.; Schuurmann, M.; Yarkony, D. R.; Brozell, S. R.; Beck, E. V.; Blaudeau, J.-P., *COLUMBUS, an ab initio electronic structure program, release 5.9.1* **2006**, [www.univie.ac.at/columbus](http://www.univie.ac.at/columbus).

**Cartesian coordinates of stationary points, minima on the crossing seam (MXS), and conical intersections (CI)**

XYZ format in Å, optimized at MR-CIS(6,5)/SA-3-CAS(12,10)/6-31G\* level.

Min S0

15

c	0.003655	0.009274	0.009595
c	0.019378	0.007606	1.404115
c	1.253576	0.001270	2.019365
c	2.303871	-0.009405	0.081367
c	-0.380028	-0.007102	3.467938
n	2.427424	-0.004203	1.416316
n	1.166079	-0.006981	-0.638883
n	-0.997950	-0.001044	2.351559
n	-1.160567	0.069664	-0.718103
n	0.975779	-0.005188	3.365713
h	3.217211	-0.020271	-0.483742
h	-1.073712	-0.234700	-1.663218
h	-1.980488	-0.252050	-0.251784
h	-0.859423	-0.014483	4.427176
h	1.637891	-0.007301	4.107052

MXS E2

15

c	0.021620	0.110338	-0.050811
c	-0.017251	0.157621	1.395123
c	1.258887	0.041230	2.050771
c	1.998482	0.895267	0.340471
c	-0.419710	-0.553596	3.323523
n	2.432330	0.134619	1.430693
n	1.180094	0.345863	-0.632878
n	-1.010523	-0.243657	2.250113
n	-1.085478	-0.248953	-0.771369
n	0.923318	-0.428648	3.310557
h	1.931976	1.968958	0.483541
h	-0.892384	-0.566833	-1.696861
h	-1.773067	-0.777670	-0.279872
h	-0.922334	-0.897072	4.208706
h	1.551205	-0.640614	4.051951

MXS 6S1

15

C	0.451383	-1.904027	0.415445
C	-0.501572	-0.740463	0.348144
C	0.031704	0.414361	-0.035734
C	2.182798	-0.350969	-0.038890
C	-2.120320	0.577030	0.100860
N	1.369309	0.668954	-0.305899
N	1.762965	-1.343733	0.827645
N	-1.866606	-0.655851	0.400459
N	0.547614	-2.558834	-0.841733
N	-1.015799	1.289397	-0.175026

H	3.233626	-0.226497	-0.222495
H	0.983497	-3.456713	-0.765824
H	-0.351989	-2.671003	-1.263724
H	-3.097435	1.014676	0.078202
H	-0.966360	2.253097	-0.414056

CI E3  
15

c	0.057052	-0.074694	-0.068806
c	0.038330	-0.263431	1.399915
c	1.248012	-0.193094	2.035017
c	2.253357	0.003527	0.095828
c	-0.376431	0.187496	3.443288
n	2.179226	-0.785982	1.188404
n	1.159592	0.071231	-0.756825
n	-0.978044	-0.025760	2.293829
n	-1.117298	0.119717	-0.658168
n	1.006745	0.091668	3.319586
h	2.728240	0.990376	0.173208
h	-1.151710	0.217868	-1.647486
h	-1.959391	0.036237	-0.135875
h	-0.849627	0.368529	4.384914
h	1.669950	0.118734	4.060088

MXS B3,6  
15

c	0.017188	0.221239	-0.104768
c	0.008153	0.098504	1.371783
c	1.235309	0.061330	1.879945
c	2.086223	-0.670916	-0.132927
c	-0.163158	-0.824046	3.259297
n	2.192583	0.382446	0.883347
n	0.965197	-0.628416	-0.772318
n	-0.882167	-0.469612	2.259697
n	-1.149465	0.482537	-0.814353
n	1.171001	-0.588263	3.067679
h	2.907511	-1.329102	-0.336101
h	-1.188296	-0.005683	-1.685366
h	-1.987766	0.359431	-0.283851
h	-0.523810	-1.238860	4.178311
h	1.888654	-0.692915	3.747868

MXS E8  
15

C	-0.048937	0.050093	-0.040562
C	-0.114402	0.059943	1.391787
C	1.149968	0.067539	2.062705
C	2.247982	-0.036360	0.161953
C	-0.334820	-0.589430	3.199514
N	2.327772	-0.028925	1.461348
N	1.120840	0.012366	-0.604825
N	-1.164375	0.020224	2.269164
N	-1.180810	0.116095	-0.768584
N	0.861466	0.112649	3.490075

H	3.165315	-0.088998	-0.394300
H	-1.114971	-0.042035	-1.748782
H	-2.048951	-0.068399	-0.319318
H	-0.260430	-1.668256	3.236810
H	0.662571	1.062843	3.760180
MXS 4S3			
15			
C	0.878305	2.977597	-0.132284
C	0.901886	1.725729	0.481594
C	0.033417	1.367850	1.671559
C	-1.188560	3.014294	0.569769
C	1.297137	-0.340315	0.894382
N	-1.035620	1.650146	0.843657
N	-0.235829	3.747334	0.083401
N	1.627856	0.590129	0.081867
N	1.785567	3.388988	-1.079558
N	0.349365	-0.007745	1.834887
H	-2.169752	3.416217	0.733215
H	1.712626	4.357408	-1.304917
H	2.722965	3.076756	-0.951177
H	1.696634	-1.334468	0.846805
H	0.213799	-0.503292	2.683606
MXS 4H3			
15			
C	-0.533933	3.729612	0.099730
C	0.674988	3.118804	-0.109529
C	0.668211	1.656561	-0.382919
C	-1.632684	1.743658	0.209698
C	2.992347	3.703228	-0.156371
N	-0.425168	1.119303	0.306085
N	-1.722970	3.021776	0.196326
N	1.798177	3.947897	-0.233670
N	-0.694566	5.068706	0.225581
N	1.513082	1.023532	-1.079996
H	-2.509557	1.128865	0.289493
H	-1.606220	5.435313	0.358408
H	0.076966	5.678867	0.097438
H	3.790325	4.431460	-0.204163
H	1.322391	0.039936	-1.122751
CI 2H3			
15			
c	-0.033337	-0.043572	0.058035
c	-0.080430	-0.202746	1.437488
c	1.203891	-0.127968	1.984189
c	2.242611	0.640841	0.139225
c	-0.383379	0.112152	3.513706
n	2.249722	-0.357093	1.195006
n	1.181947	0.091117	-0.588364
n	-1.068604	0.006887	2.410550
n	-1.094674	0.092007	-0.721288
n	1.014698	0.048866	3.297065

h	3.156063	0.812310	-0.396199
h	-0.974241	0.158365	-1.706444
h	-2.010141	-0.021050	-0.349035
h	-0.788960	0.246231	4.494806
h	1.725880	0.117172	3.988889