

Stereocontrolled Synthesis of Dafachronic Acid A, the Ligand for the DAF-12 Nuclear Receptor of *Caenorhabditis elegans*

Simon Giroux and E. J. Corey*

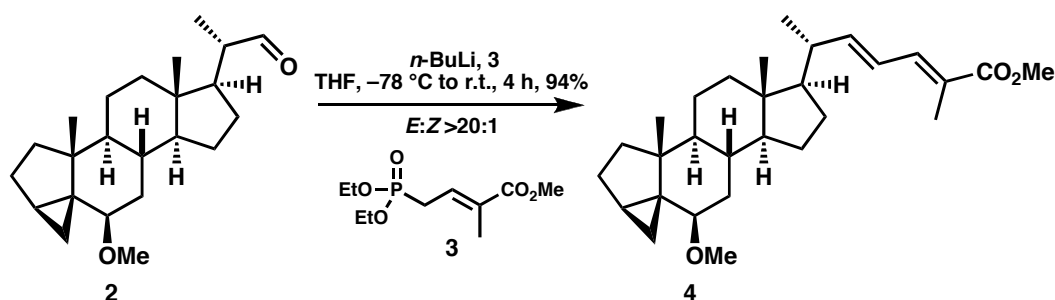
*Department of Chemistry and Chemical Biology, Harvard University, 12 Oxford Street
Cambridge, Massachusetts 02138*

Supporting Information

1. Materials and Methods. Unless stated otherwise, reactions were performed in flame-dried glassware under a positive pressure of nitrogen using freshly distilled dry solvents. Commercial grade reagents and solvents were used without further purification except as indicated below. MeOH was distilled over CaSO₄. Dichloromethane was distilled from calcium hydride. Toluene, Et₂O and THF were purified by Seco Solvent Systems. Thin-layer chromatography (TLC) was performed using E. Merck silica gel 60 F₂₅₄ precoated plates (0.25 mm). Flash chromatography was performed using Baker silica gel (40 μm particle size). ¹H NMR spectra were recorded on Varian Mercury 400 (400 MHz) or Unity/INOVA 500 (500 MHz) spectrometers and chemical shifts are reported in ppm from tetramethylsilane with the solvent resonance as internal standard (δ 7.26 ppm for CDCl₃). ¹³C NMR spectra were recorded on Varian Mercury 400 (100 MHz) or Unity/INOVA 500 (125 MHz) spectrometers with proton decoupling. Chemical shifts are reported in ppm from tetramethylsilane with the solvent as internal (δ 77.16 ppm for CDCl₃). IR spectra were recorded on Avatar 360 FT-IR spectrometer. Low-resolution and high-resolution mass spectral analyses were performed at the Harvard University Mass Spectrometry Center. Optical rotations were measured with a Perkin-Elmer 241 polarimeter at the indicated temperature with a sodium lamp (D line, 589 nm). Melting points (m.p.) are uncorrected and were recorded on a Thomas-Hoover Unimelt capillary melting point apparatus.

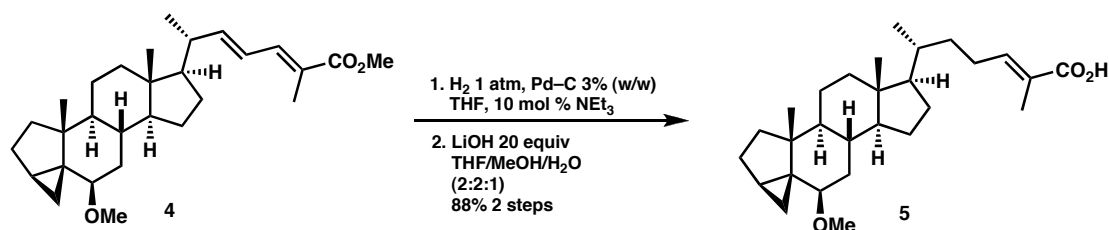
2. Experimental procedures.

E,E-dienoate (**4**)



To a stirred solution of phosphonate **3**¹ (3.11g, 12.5 mmol) in THF (40 mL) was added *n*-BuLi (4.64 mL, 2.5 M in hexanes, 11.6 mmol) at -78 °C. The resulting bright yellow solution was stirred for 30 min at -78 °C and the aldehyde **2**² (2.86 g, 8.3 mmol) was slowly added *via* canula (20 mL, THF and 2 x 3 mL rinse). The pale yellow solution was stirred at -78 °C for 1h and warmed gradually to r.t. over 3 h and quenched with a saturated solution of aq. NH₄Cl (50 mL). The aqueous phase was extracted with Et₂O (3 x 50 mL) and the organic phase was dried over Na₂SO₄. After evaporation, the residue was purified by flash chromatography (95:5 → 9:1; hexanes/EtOAc) to give the dienolate **4** (3.43 g, 94%, *E/Z* > 20:1) as a white solid. [α]_D + 42.7 (*c* 0.11, CHCl₃); m.p. 96-98 °C; ¹H NMR (500 MHz, CDCl₃) δ 7.13 (d, 1H, *J* = 11.2 Hz), 6.24 (dd, 1H, *J* = 11.2 and 15.1 Hz), 5.92 (dd, 1H, *J* = 8.8 and 15.1 Hz), 3.73 (s, 3H), 3.31 (s, 3H), 2.76 (s, 1H), 2.24 (m, 1H), 1.96 (dt, 1H, *J* = 3.4 and 12.6 Hz), 1.91 (s, 3H), 1.86 (dt, 1H, *J* = 2.9 and 13.6 Hz), 1.74 (m, 2H), 1.71-1.44 (m, 5H), 1.41 (m, 2H), 1.21 (m, 3H), 1.07 (d, 3H, *J* = 6.8 Hz + 1H), 1.02 (s, 3H + 1H), 0.85 (m, 3H), 0.74 (s, 3H), 0.64 (t, 1H, *J* = 4.4 Hz), 0.42 (dd, 1H, *J* = 5.4 and 8.3 Hz); ¹³C NMR (125 MHz, CDCl₃) δ 169.3, 149.7, 139.5, 124.8, 123.6, 82.5, 56.8, 56.6, 55.8, 51.9, 48.2, 43.6, 43.2, 40.9, 40.3, 35.4, 35.2, 33.5, 30.7, 28.6, 25.1, 24.4, 22.9, 21.6, 20.1, 19.5, 13.3, 12.8, 12.7; IR (film, cm⁻¹) 2930, 1706, 1635, 1434, 1244, 1096; MS (ES +) *m/z* (%): 441.7 (100).

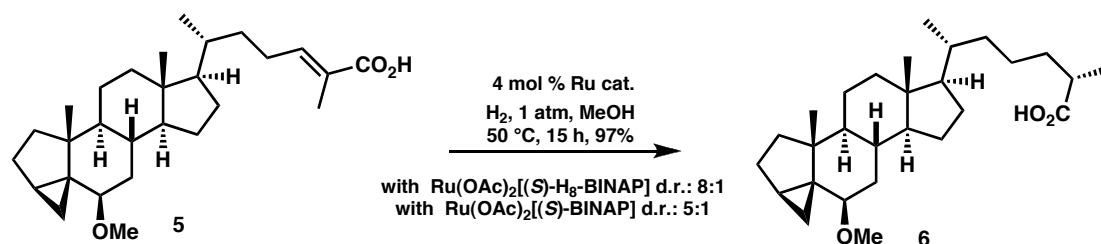
α,β -unsaturated acid (**5**)



To a stirred solution of dienoate **4** (1.85 g, 4.19 mmol) in THF (40 mL) and NEt₃ (0.058 mL, 0.419 mmol) was added Pd/C (55 mg, 3% w/w). A hydrogen-filled balloon (1 atm) was placed over the solution and the mixture was stirred for 20 min, by which time TLC analysis indicated that the reaction was completed. The mixture was filtered through a pad of Celite® and washed with EtOAc (25 mL). Evaporation gave the methyl ester of **5** that was directly submitted to hydrolysis without any further purification.

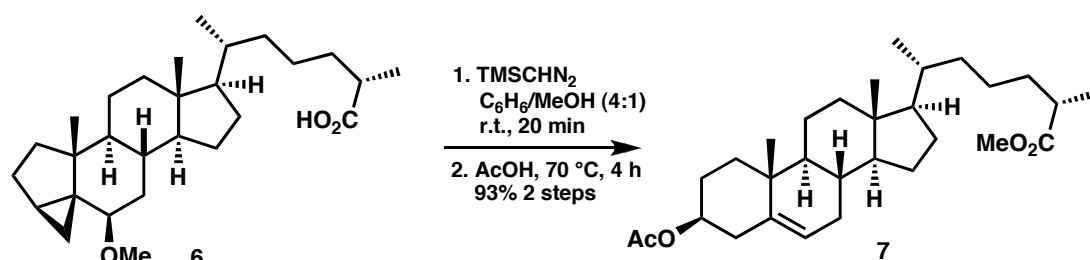
To a stirred solution of the methyl ester of **5** in THF/MeOH/H₂O (2:2:1) (85 mL) was added LiOH (3.51 g, 83.8 mmol) at room temperature. The resulting mixture was stirred at r.t. for 15 h. The reaction mixture was acidified to ca. pH 2 by addition of 1N HCl (20 mL) and the aqueous phase was extracted with CH₂Cl₂ (3 x 50 mL). The combined organic phase were dried over Na₂SO₄ and concentrated to dryness. The residue was purified by flash chromatography (8:2 → 7:3; hexanes/EtOAc) to give the title acid **5** (1.59 g, 88% 2 steps) as a white solid. $[\alpha]_D + 41.5$ (*c* 0.06, CHCl₃); m.p. 87-88 °C; ¹H NMR (400 MHz, CDCl₃) δ 6.89 (t, 1H, *J* = 7.3 Hz), 3.32 (s, 3H), 2.77 (s, 1H), 2.22 (m, 1H), 2.12 (m, 1H), 1.97 (m, 1H), 1.87 (m, 1H), 1.83 (s, 3H), 1.74 (m, 3H), 1.60 (m, 1H), 1.51 (m, 3H), 1.41 (m, 3H), 1.25 (m, 2H), 1-1.5-1.03 (m, 5H), 1.01 (s, 3H), 0.95 (d, 3H, *J* = 6.2 Hz), 0.89-0.83 (m, 4H), 0.71 (s, 3H), 0.64 (t, 1H, *J* = 4.4 Hz), 0.43 (dd, 1H, *J* = 5.1 and 8.1 Hz); ¹³C NMR (125 MHz, CDCl₃) δ 173.5, 146.0, 126.8, 82.6, 56.8, 56.7, 56.3, 48.2, 43.6, 43.0, 40.4, 35.9, 35.4, 35.2, 34.7, 33.5, 30.6, 28.5, 25.9, 25.1, 24.3, 22.9, 21.7, 19.5, 18.7, 13.3, 12.4, 12.1; IR (film, cm⁻¹) 2931, 1684, 1558, 1456, 1096; MS (ES +) *m/z* (%): 429.5 (100).

Acid (6)



The acid **5** (833 mg, 1.94 mmol) is dissolved in MeOH (18 mL, degassed with 3 freeze-pump-thaw cycle). To this solution was added a solution of Ru(OAc)₂[(S)-BINAP] (62 mg, 0.04 mmol) in MeOH (1 mL). The resulting yellow solution was stirred at 50 °C under H₂ for 15 h. The mixture was evaporated and the residue was purified by flash chromatography (dichloromethane/MeOH; 95:5) to give the acid **4** (814 mg, 97%; dr.: 5:1) as a beige solid. Recrystallization with (*i*Pr)₂O affords colorless needles with d.r. > 10:1. The same reaction using Ru(OAc)₂[(S)-H₈-BINAP] as catalyst affords the desired acid with a d.r. of 8:1 in 97% yield. $[\alpha]_D + 58.0$ (*c* 0.06, CHCl₃); m.p. 161-162 °C; ¹H NMR (400 MHz, CDCl₃) δ 3.31 (s, 3H), 2.77 (s, 1H), 2.44 (qt, 1H, *J* = 6.9 Hz), 1.96 (dt, 1H, *J* = 3.3 and 12.4 Hz), 1.88 (dt, 1H, *J* = 2.9 and 13.5 Hz), 1.85-1.56 (m, 5H), 1.50 (m, 2H), 1.38 (m, 6H), 1.24 (m, 2H), 1.17 (d, 3H, *J* = 6.9 Hz), 1.16-0.98 (m, 9H), 0.89 (d, 3H, *J* = 6.6 Hz), 0.87-0.73 (m, 4H), 0.70 (s, 3H), 0.63 (t, 1H, *J* = 4.4 Hz), 0.42 (dd, 1H, *J* = 5.1 and 7.7 Hz); ¹³C NMR (125 MHz, CDCl₃) δ 183.1, 82.7, 56.7, 56.4, 48.2, 43.6, 43.0, 40.5, 39.6, 39.5(min), 35.9, 35.8, 35.4, 35.2, 34.2, 34.1(min), 33.5, 30.6, 28.5, 25.1, 24.3, 23.9, 23.8(min), 22.9, 21.7, 19.5, 18.8, 17.2, 16.9(min), 13.3, 12.4.; IR (film, cm⁻¹) 2933, 2866, 1733, 1700, 1558, 1456, 1096; HRMS calcd for C₂₈H₄₈O₄ (M + H₂O) 448. 3791 found: 448. 3770.

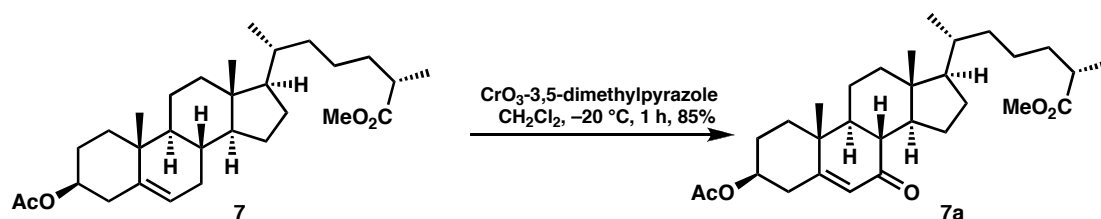
Δ^5 (7)



To a solution of the acid **6** (1.46 g, 3.39 mmol) in C₆H₆/MeOH (4:1) (34 mL) was added TMSCHN₂ (2 M in Et₂O, 2.03 mL, 4.07 mmol). The resulting solution was stirred for 20 min at r.t. and evaporated to dryness. The residue was purified by flash chromatography (hexanes/EtOAc; 9:1) to give the ester (1.49 mg, 99%) which was submitted to the next reaction.

A solution of the above ester (1.50 g, 3.37 mmol) in glacial AcOH (33 mL) was heated for 4 h at 90 °C. The solution was cooled to r.t., diluted with H₂O (20 mL), and slowly neutralized with saturated aq. NaHCO₃. The aqueous phase was extracted with EtOAc and the organic phase was dried with Na₂SO₄ and concentrated to dryness. The residue was purified by flash chromatography (hexanes/EtOAc; 9:1) to give the **7** (1.5 g, 94%) as a white solid. $[\alpha]_D -30.0$ (*c* 0.06, CDCl₃); m.p. 110 °C; ¹H NMR (500 MHz, CDCl₃) δ 5.33 (s, 1H), 4.57 (m, 1H), 3.63 (s, 3H), 2.40 (m, 1H), 2.27 (m, 2H), 1.99 (s, 3H), 1.96 (m, 2H), 1.85-1.75 (m, 3H), 1.64-1.40 (m, 7H), 1.31 (m, 4H), 1.22 (m, 1H), 1.15-1.03 (m, 6H containing a doublet of 3H, *J* = 7.3 Hz), 1.03-0.87 (m, 8H containing a singlet of 3H), 0.86 (d, 3H, *J* = 6.4 Hz), 0.63 (s, 3H); ¹³C NMR (125 MHz, CDCl₃) δ 177.5, 170.6, 139.8, 122.8, 74.1, 56.8, 56.2, 51.6, 50.2, 42.5, 39.9, 39.7, 38.3, 37.1, 36.7, 35.9, 35.8, 34.5, 32.1, 32.0, 28.4, 27.9, 24.4, 24.0, 21.6, 21.2, 19.5, 18.8, 17.4, 12.0; IR (film, cm⁻¹) 2937, 1728, 1456, 1373, 1246; MS (ES +) *m/z* (%): 473.7 (M + H⁺, 20).

Enone (7a)



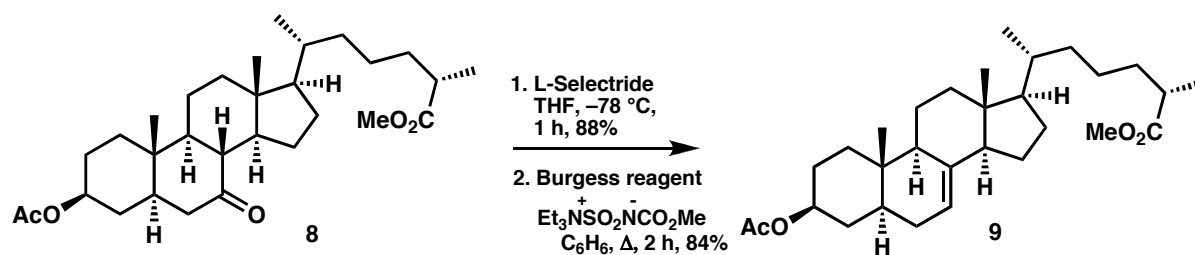
To a stirred solution of CrO_3 (2.16 g, 21.7 mmol) in CH_2Cl_2 (22 mL) was rapidly added 3,5-dimethylpyrazole (2.08 g, 21.7 mmol) at $-20\text{ }^\circ\text{C}$. The resulting reddish solution was stirred at $-20\text{ }^\circ\text{C}$ for 20 min and **7** (570 mg, 1.2 mmol) was directly added in one portion. The solution was stirred for 1 h while allowing to warm to $-15\text{ }^\circ\text{C}$. The solution was filtered through a pad of Celite® and evaporated to dryness. The residue was purified by flash chromatography (hexanes/EtOAc; 8:2) to give the Δ^5 -7-enone **7a** (498 mg, 85%) as a white solid. $[\alpha]_{\text{D}} -90.0$ (c 0.1, CHCl_3); m.p. 108-110 $^\circ\text{C}$; $^1\text{H NMR}$ (400 MHz, CDCl_3) δ 5.67 (s, 1H); 4.68 (m, 1H), 3.64 (s, 3H), 2.53 (m, 1H), 2.50-2.34 (m, 3H), 2.20 (t, 1H, $J = 11.2$ Hz), 2.02 (s, 3H), 1.95 (m, 3H), 1.86 (m, 1H), 1.65 (m, 2H), 1.54 (m, 4H), 1.40-1.18 (m, 12H containing a singlet of 3H), 1.12 (d, 3H, $J = 6.8$ Hz), 1.04 (m, 2H), 0.88 (d, 3H, $J = 6.4$ Hz), 0.65 (s, 3H); $^{13}\text{C NMR}$ (125 MHz, CDCl_3) δ 201.9, 177.4, 170.3, 164.0, 126.2, 72.3, 54.8, 51.6, 50.1, 49.9, 45.5, 43.2, 39.6, 38.8, 38.4, 37.9, 36.1, 35.9, 35.7, 34.4, 28.7, 27.5, 26.4, 23.9, 21.4, 21.3, 18.9, 17.4, 12.1; IR (film, cm^{-1}) 2949, 1728, 1669, 1457, 1243, 1181, 1034; HRMS calcd for $\text{C}_{30}\text{H}_{47}\text{O}_5$ ($\text{M} + \text{H}^+$) 487. 3423 found: 487. 3413.

Ketone (8)



To a stirred solution of **7a** (1.16 g, 2.38 mmol) in THF (24 mL) was added Pd/C (58 mg, 5% w/w). A hydrogen-filled balloon (1 atm) was placed over the solution and the mixture was stirred for 3h by which time TLC analysis indicated that the reaction was completed. The mixture was filtered through a pad of Celite® and washed with EtOAc (10 mL). After evaporation, the residue was purified by flash chromatography (hexanes/EtOAc; 8:2) to give **8** (990 mg, 85%) as a white solid. $[\alpha]_D -4.5$ (*c* 0.22, CHCl₃); m.p. 122 °C; ¹H NMR (400 MHz, CDCl₃) δ 4.60 (m, 1H), 3.59 (s, 3H), 2.36 (q, 1H, *J* = 6.8 Hz), 2.27 (t, 2H, *J* = 12.2 Hz), 2.13 (m, 1H), 1.95 (s, 3H), 1.90 (m, 2H), 1.81 (m, 2H), 1.73 (m, 1H), 1.60 (m, 2H), 1.52-1.38 (m, 5H), 1.38-1.21 (m, 6H), 1.18 (m, 2H), 1.06 (d, 3H, *J* = 7.3 Hz), 1.03 (s, 3H), 1.00 (m, 4H), 0.85 (m, 1H), 0.82 (d, 3H, *J* = 6.4 Hz), 0.57 (s, 3H); ¹³C NMR (125 MHz, CDCl₃) δ 211.7, 177.4, 170.5, 72.9, 55.1(2), 51.5, 50.0, 49.0, 46.6, 46.0, 42.6, 39.6, 38.8, 36.1, 36.0, 35.9, 35.6, 34.4, 34.0, 28.5, 27.2, 25.1, 23.9, 21.9, 21.5, 18.8, 17.4, 12.2, 11.8; IR (film, cm⁻¹) 2942, 1733, 1705, 1558, 1456, 1239, 1024; MS (ES +) *m/z* (%): 489.7 (M + H⁺, 40).

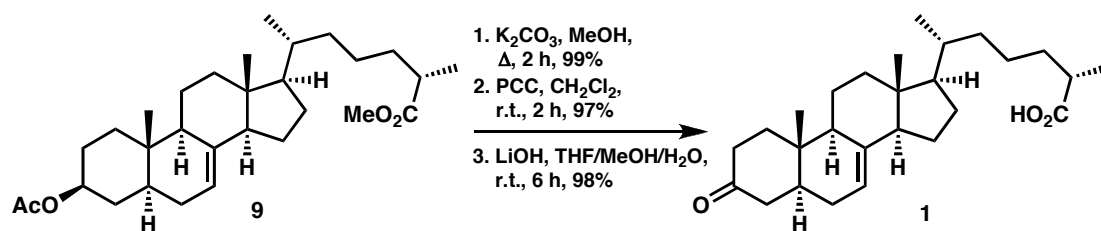
Δ⁷-Unsaturated Ester (**9**)



To a stirred solution of **8** (990 mg, 0.116 mmol) in THF (20 mL) was slowly added L-Selectride® (2.62 mL, 2.62 mmol, 1M in THF) at -78 °C. The resulting solution was stirred at that temperature for 1 h and quenched with sat. NaHCO₃(aq) (10 mL), H₂O₂ (50% aq.) (10 mL) and diluted with EtOAc (20 mL). The solution was stirred at r.t. for 1 h and the aqueous phase was extracted with EtOAc (3 x 20 mL). The combined organic phases were dried with Na₂SO₄ and evaporated to dryness. The residue was purified by flash chromatography

(hexanes/EtOAc; 7:3) to give the 7- α -OH compound as a single diastereomer (878 mg, 88%) that was directly submitted to the next step. To a stirred solution of the above alcohol (52 mg, 0.105 mmol) in C₆H₆ (1 mL) was added Burgess reagent (Et₃N⁺SO₂N⁻CO₂Me)(50 mg, 0.211 mmol) at room temperature. The solution was then heated at reflux temperature for 2 h by which time TLC analysis showed complete conversion. The solution was directly submitted to flash chromatography (hexanes/EtOAc; 9:1) to give **9** (41 mg, 84%) as a white solid. [α]_D +16.0 (*c* 0.05, CHCl₃); m.p. 95 °C; ¹H NMR (500 MHz, CDCl₃) δ 5.12 (s, 1H), 4.67 (m, 1H), 3.65 (s, 3H), 2.41 (q, 1H, *J* = 6.3 Hz), 2.00 (s, 3H), 1.98 (m, 1H), 1.86-1.83 (m, 4H), 1.81 (m, 2H), 1.80-1.60 (m, 4H), 1.60-1.40 (m, 4H), 1.34 (m, 6H), 1.11 (m, 2H), 1.12 (d, 3H, *J* = 6.8 Hz) + (m, 2H), 1.01 (m, 1H), 0.89 (d, 3H, *J* = 6.8 Hz), 0.79 (s, 3H), 0.50 (s, 3H); ¹³C NMR (125 MHz, CDCl₃) δ 177.6, 170.9, 139.7, 117.5, 73.6, 56.2, 55.1, 51.6, 49.4, 43.5, 40.2, 39.7(2), 37.0, 36.2, 35.9, 34.5, 34.4, 34.0, 29.7, 28.9, 28.1, 27.7, 24.0, 23.1, 21.6, 18.9, 17.4, 13.1, 12.0; IR (film, cm⁻¹) 2949, 1718, 1558, 1249, 1215, 1030; HRMS calcd for C₃₀H₄₉O₄ (M + H⁺) 473.3631 found: 473.3635.

Dafachronic acid A (**1**)



To a stirred solution of 3- β -acetate **9** (574 mg, 0.198 mmol) in MeOH (12 mL) was added K₂CO₃ (84 mg, 0.607 mmol) and the solution was refluxed for 2 h. The solution was cooled to r.t. and acidified with 1N HCl (4 mL). The aqueous phase was extracted with EtOAc (3 x 10 mL) and the combined organic phase were dried over Na₂SO₄ and evaporated to dryness. The residue was purified by flash chromatography (hexanes/EtOAc; 7:3) to give the deacetylated

3- β -alcohol (514 mg, 99%), which was submitted directly to the oxidation step. To a stirred solution of the 3- β -alcohol (514 mg, 1.19 mmol) in CH_2Cl_2 (15 mL) was added pyridinium chlorochromate (PCC) (334 mg, 1.55 mmol) at r.t. The solution was stirred at that temperature for 2h and filtered through a short pad of Celite® which was washed with CH_2Cl_2 . After evaporation of the filtrate, the residue was purified by flash chromatography (hexanes/EtOAc; 8:2) to give the corresponding 3-ketoester (490 mg, 97%) which was submitted directly to the hydrolysis step. To a stirred solution of the above ester (490 mg, 1.14 mmol) in THF/MeOH/ H_2O (2:1:1) (11 mL) was added $\text{LiOH}\cdot\text{H}_2\text{O}$ (956 mg, 3.48 mmol) at r.t. and the reaction was stirred for 6h by which time TLC analysis showed complete conversion. The reaction mixture was acidified by 3M HCl and the aqueous phase was extracted with EtOAc (3 x 25 mL). The combined organic phase were dried over Na_2SO_4 and evaporated to dryness. The residue was purified by flash chromatography (hexanes/EtOAc; 7:3) to give **1** (466 mg, 98%) as a white solid. $[\alpha]_{\text{D}}^{20} +23.4$ (c 2.0, CDCl_3); m.p. 143 °C ^1H NMR (500 MHz, CDCl_3) δ 5.16 (s, 1H), 2.45 (m, 1H), 2.40 (dd, 1H, $J = 5.8$ and 14.6 Hz), 2.25 (m, 3H), 2.11 (m, 1H), 2.05 (m, 1H), 1.81 (m, 5H), 1.78-1.58 (m, 4H), 1.52 (m, 3H), 1.48-1.32 (m, 7H), 1.30-1.18 (m, 5H), 1.16 (d, 3H, $J = 6.8$ Hz), 1.01 (m, 1H), 0.90 (d, 3H, $J = 6.8$ Hz), 0.54 (s, 3H); ^{13}C NMR (125 MHz, CDCl_3) 212.3, 183.3, 139.7, 117.2, 56.2, 55.1, 49.0, 44.4, 43.5, 43.0, 39.6(2), 38.9, 38.3, 36.2, 35.9, 34.6, 34.2, 30.2, 28.1, 24.0, 23.1, 21.9, 18.9, 17.2, 12.6, 12.1; IR (film, cm^{-1}) 2939, 2869, 1733, 1701, 1684, 1653, 1558, 1457, 1215; HRMS calcd for $\text{C}_{27}\text{H}_{43}\text{O}_3$ ($\text{M} + \text{H}^+$) 415.3206 found: 415.3211.

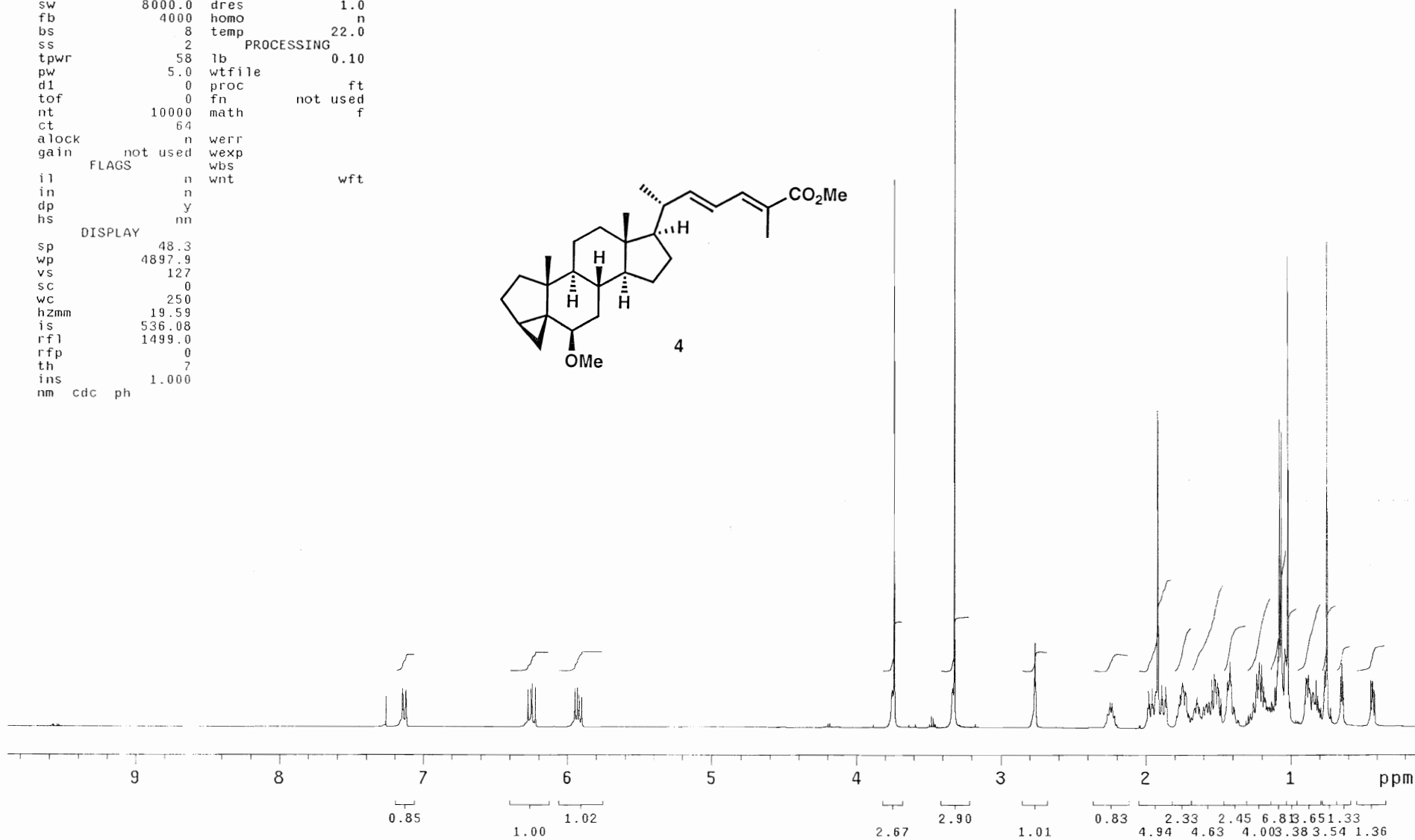
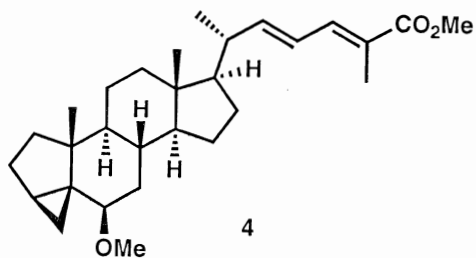
3. References.

- (1) The phosphonate **3** was prepared according to a literature procedure: Kitahara, T.; Horiguchi, A.; Mori, K. *Tetrahedron* **1988**, *44*, 4713.
- (2) Aldehyde **2** was prepared in large amounts according to literature procedures in: (a) Steele, J. A.; Mosettig, E. *J. Org. Chem.* **1963**, *28*, 571-572. (b) Salmond, W. G.; Sobala, M. C. *Tetrahedron Lett.* **1977**, *18*, 1695-1698.

STANDARD PROTON PARAMETERS

exp1 s2pu1

SAMPLE		DEC. & VT	
date	Feb 19 2007	dfrq	500.176
solvent	CDC13	dn	H1
file	exp	dpwr	32
ACQUISITION		dof	0
sfrq	500.176	dm	nnn
tn	H1	dmm	c
at	2.048	dmf	8770
np	32768	dseq	
sw	8000.0	dres	1.0
fb	4000	homo	n
bs	8	temp	22.0
ss	2	PROCESSING	
tpwr	58	lb	0.10
pw	5.0	wfile	
d1	0	proc	ft
tof	0	fn	not used
nt	10000	math	f
ct	64		
alock	n	werr	
gain	not used	wexp	
FLAGS		wbs	
il	n	wnt	wft
in	n		
dp	y		
hs	nn		
DISPLAY			
sp	48.3		
wp	4897.9		
vs	127		
sc	0		
wc	250		
hzmm	19.59		
is	536.08		
rfl	1499.0		
rfp	0		
th	7		
ins	1.000		
nm	cdc ph		



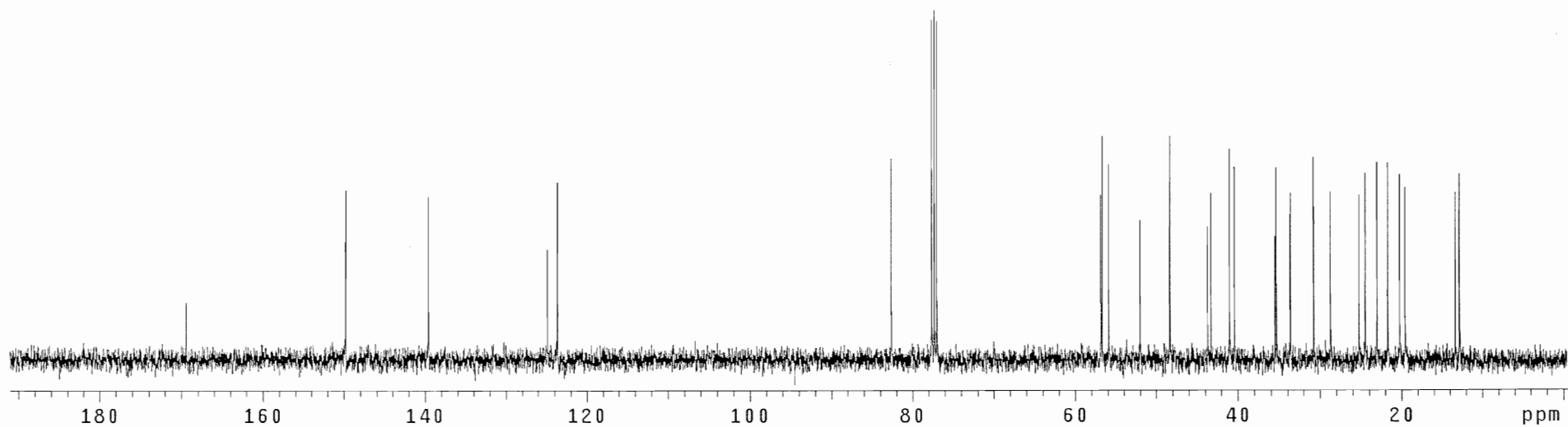
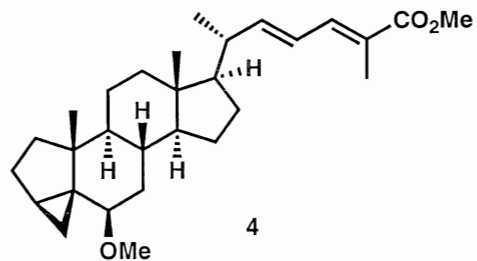
13C OBSERVE

exp2 std13c

SAMPLE		DEC. & VT	
date	Jan 13 2007	dfrq	399.433
solvent	CDC13	dn	H1
file	exp	dpwr	41
ACQUISITION		dof	0
sfrq	100.447	dm	yyy
tn	C13	dmm	w
at	1.311	dmf	9000
np	62862	temp	23.0
sw	23980.8	PROCESSING	
fb	13200	lb	1.00
bs	16	wtfile	
ss	2	proc	ft
tpwr	60	fn	not used
pw	4.0		
d1	0	werr	
tof	0	wexp	
nt	1024	wbs	
ct	160	wnt	
alock	n		
gain	30		

FLAGS

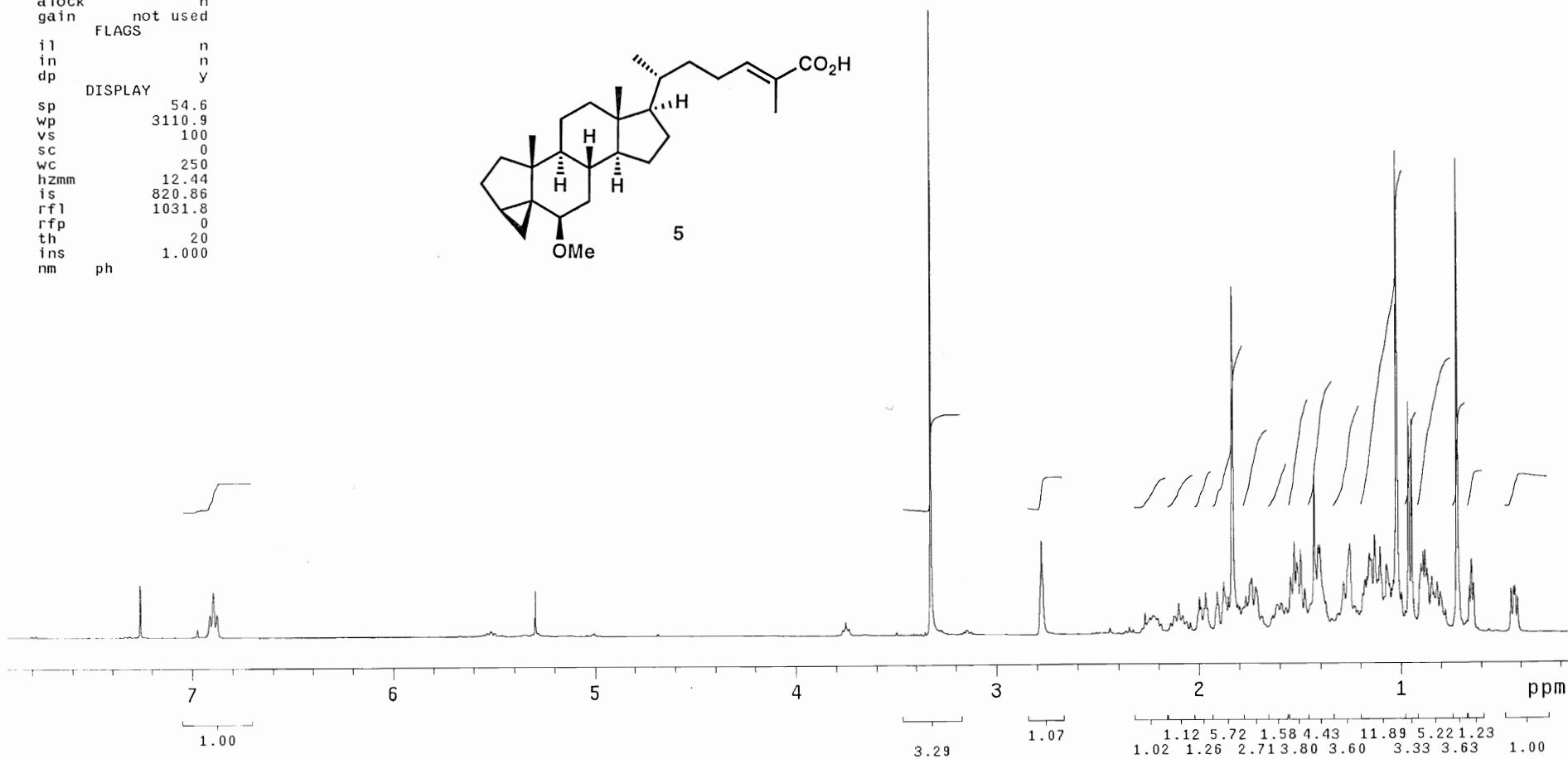
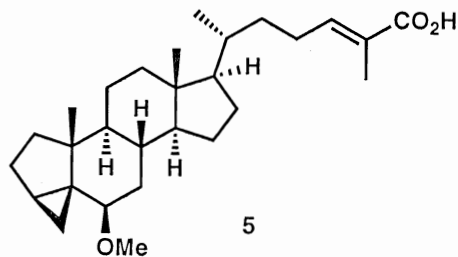
il	n
in	n
dp	y
DISPLAY	
sp	-52.3
wp	19242.0
vs	56
sc	0
wc	250
hzmm	76.97
is	500.00
rfl	2493.7
rfp	0
th	20
ins	100.000
nm	no ph



STANDARD 1H OBSERVE

exp1 std1h

SAMPLE		DEC. & VT	
date	Jan 25 2007	dfrq	399.433
solvent	CDC13	dn	H1
file	exp	dpwr	43
ACQUISITION			
sfrq	399.433	dm	nnn
tn	H1	dmm	c
at	2.731	dmf	12200
np	32768	temp	23.0
sw	5998.8	PROCESSING	
fb	3400	lb	0.10
bs	8	wtfile	
ss	2	proc	ft
tpwr	59	fn	not used
pw	12.0		
d1	0	werr	
tof	0	wexp	
nt	1000	wbs	
ct	88	wnt	
alock	n		
gain	not used		
FLAGS			
il	n		
in	n		
dp	y		
DISPLAY			
sp	54.6		
wp	3110.9		
vs	100		
sc	0		
wc	250		
hzmm	12.44		
is	820.86		
rfl	1031.8		
rfp	0		
th	20		
ins	1.000		
nm	ph		

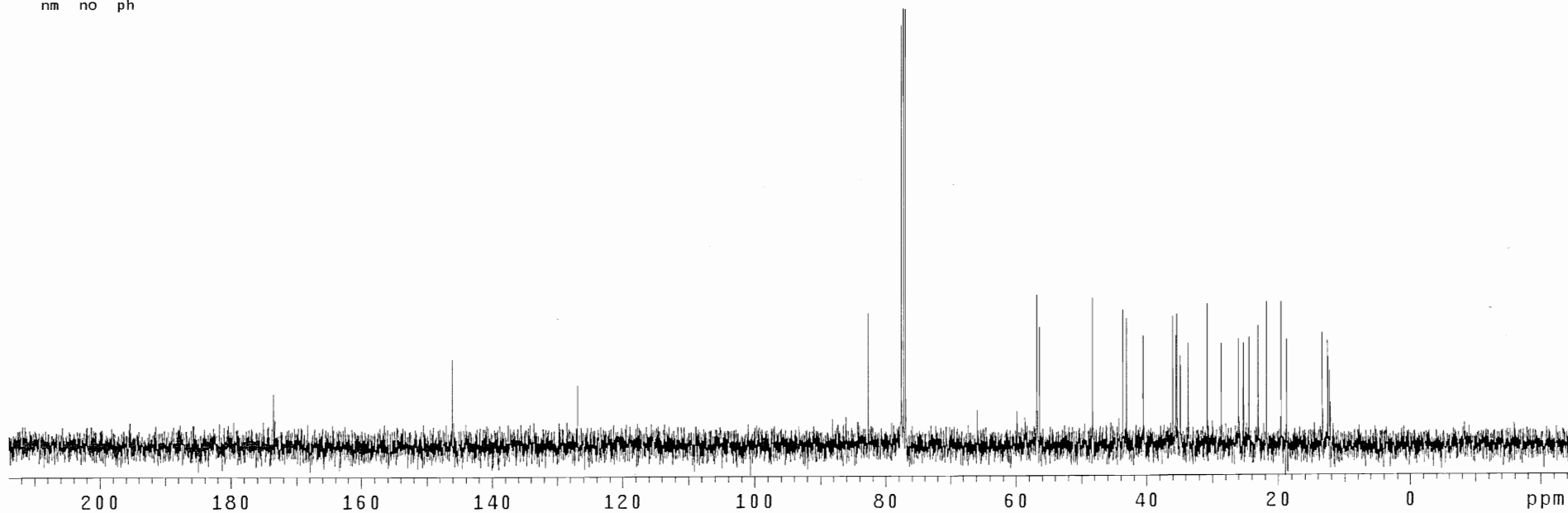
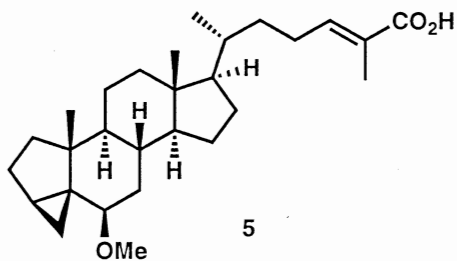


13C OBSERVE

exp1 std13c

	SAMPLE	DEC. & VT
date	Jan 25 2007	dfrq 399.433
solvent	CDC13	dn H1
file	exp	dpwr 41
	ACQUISITION	dof 0
sfrq	100.447	dm yyy
tn	C13	dmm w
at	1.311	dmf 8000
np	62862	temp 23.0
sw	23980.8	PROCESSING
fb	13200	lb 1.00
bs	16	wtfile
ss	2	proc ft
tpwr	60	fn not used
pw	4.0	
d1	0	werr
tof	0	wexp
nt	1024	wbs
ct	128	wnt
alock	n	
gain	30	

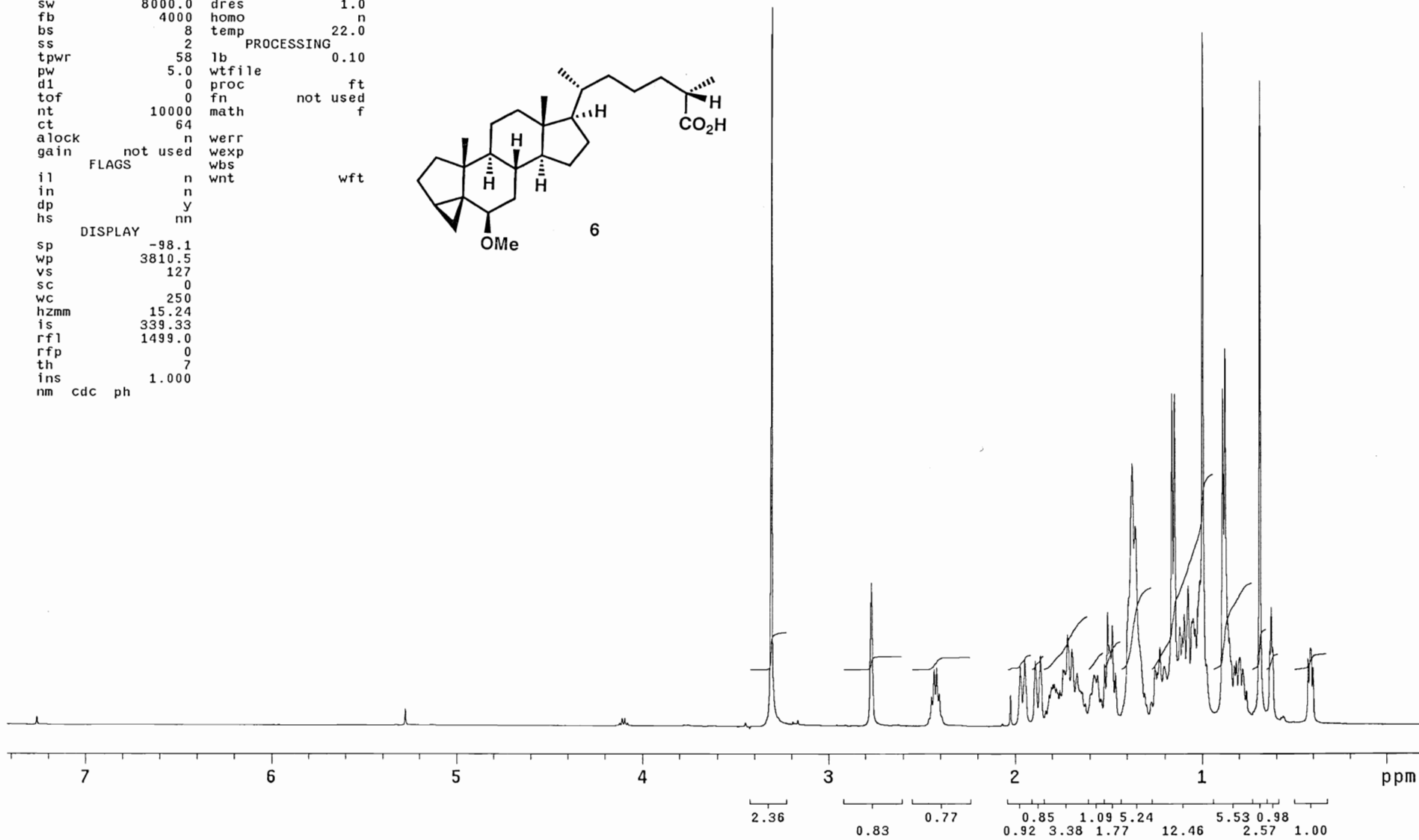
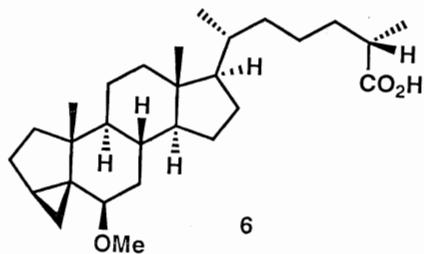
	FLAGS	
il	n	
in	n	
dp	y	
	DISPLAY	
sp	-2493.7	
wp	23980.8	
vs	70	
sc	0	
wc	250	
hzmm	95.92	
is	500.00	
rfl	2493.7	
rfp	0	
th	6	
ins	100.000	
nm	no	ph



STANDARD PROTON PARAMETERS

exp2 s2pu1

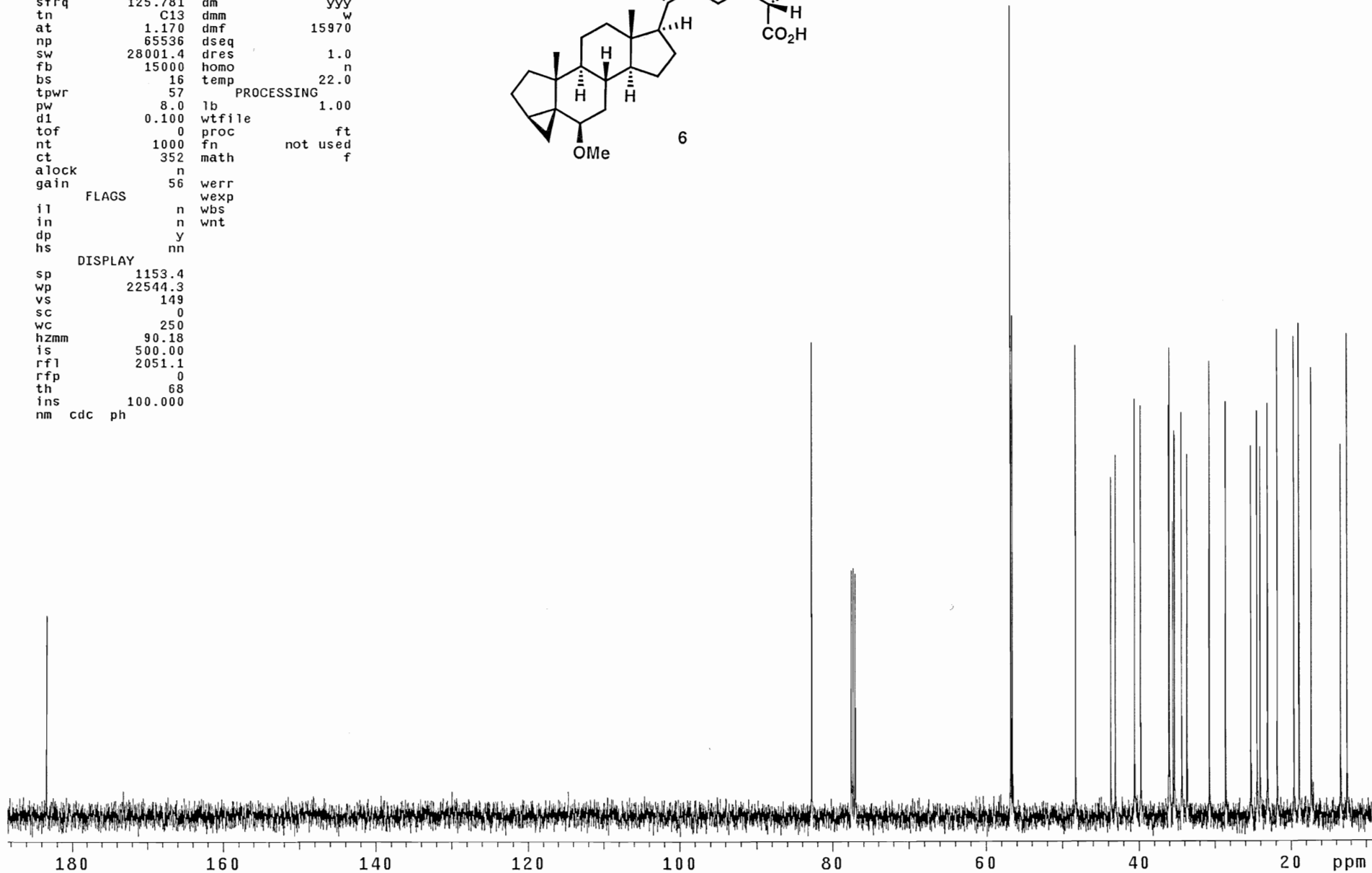
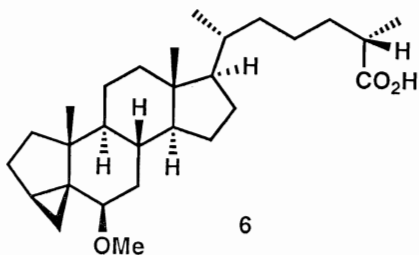
	SAMPLE	DEC. & VT
date	Mar 16 2007	dfrq 500.176
solvent	CDC13	dn H1
file	exp	dpwr 32
	ACQUISITION	dof 0
sfrq	500.176	dm nnn
tn	H1	dmm c
at	2.048	dmf 8770
np	32768	dseq
sw	8000.0	dres 1.0
fb	4000	homo n
bs	8	temp 22.0
ss	2	PROCESSING
tpwr	58	lb 0.10
pw	5.0	wfile
d1	0	proc ft
tof	0	fn not used
nt	10000	math f
ct	64	
alock	n	werr
gain	not used	wexp
	FLAGS	wbs
il	n	wnt
in	n	wft
dp	y	
hs	nn	
	DISPLAY	
sp	-98.1	
wp	3810.5	
vs	127	
sc	0	
wc	250	
hzmm	15.24	
is	339.33	
rfl	1499.0	
rfp	0	
th	7	
ins	1.000	
nm	cdc ph	



STANDARD CARBON PARAMETERS

exp1 s2pu1

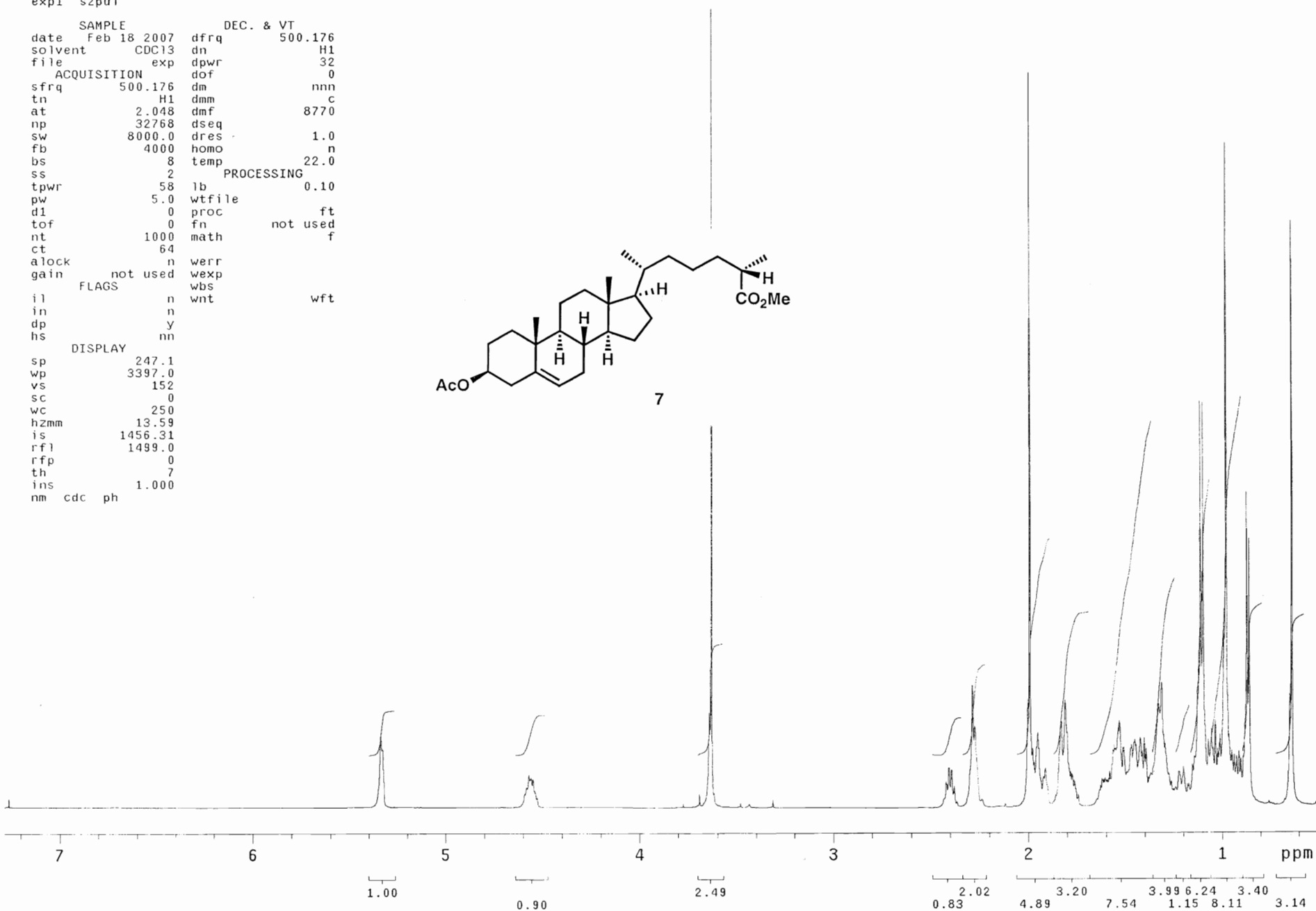
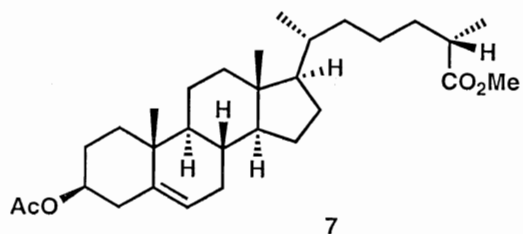
SAMPLE		DEC. & VT	
date	Mar 29 2007	dfrq	500.176
solvent	CDC13	dn	H1
file	exp	dpwr	38
ACQUISITION		do	0
sfrq	125.781	dm	yyy
tn	C13	dmm	w
at	1.170	dmf	15970
np	65536	dseq	
sw	28001.4	dres	1.0
fb	15000	homo	n
bs	16	temp	22.0
tpwr	57	PROCESSING	
pw	8.0	lb	1.00
d1	0.100	wtfile	
tof	0	proc	ft
nt	1000	fn	not used
ct	352	math	f
alock	n		
gain	56	werr	
FLAGS		wexp	
il	n	wbs	
in	n	wnt	
dp	y		
hs	nn		
DISPLAY			
sp	1153.4		
wp	22544.3		
vs	149		
sc	0		
wc	250		
hzmm	90.18		
is	500.00		
rfl	2051.1		
rfp	0		
th	68		
ins	100.000		
nm	cdc ph		



STANDARD PROTON PARAMETERS

exp1 s2pu1

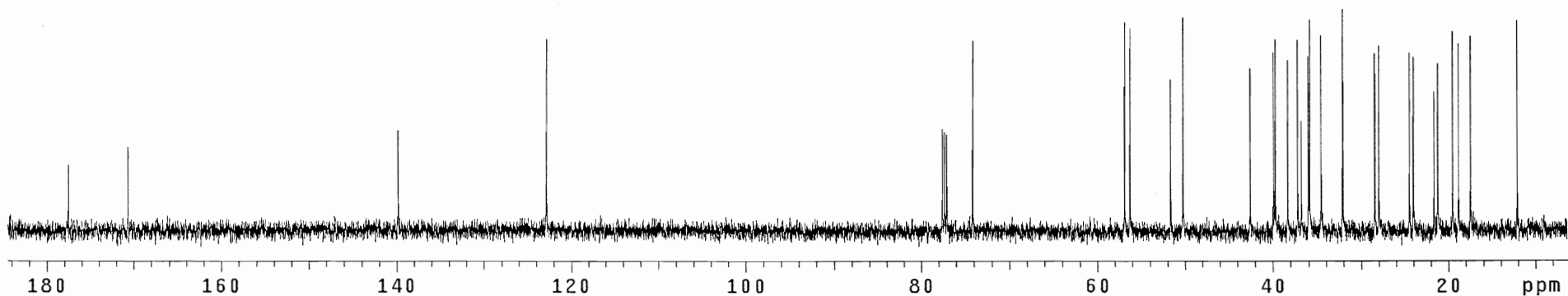
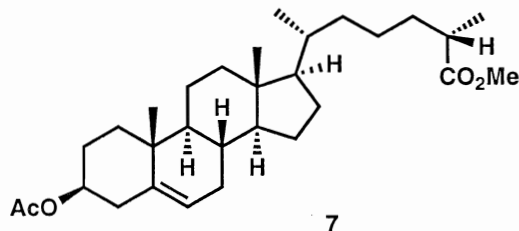
SAMPLE		DEC. & VT	
date	Feb 18 2007	dfrq	500.176
solvent	CDC13	dn	H1
file	exp	dpwr	32
ACQUISITION		dof	0
sfrq	500.176	dm	nnn
tn	H1	dmm	c
at	2.048	dmf	8770
np	32768	dseq	
sw	8000.0	dres	1.0
fb	4000	homo	n
bs	8	temp	22.0
ss	2	PROCESSING	
tpwr	58	lb	0.10
pw	5.0	wtfile	
d1	0	proc	ft
tof	0	fn	not used
nt	1000	math	f
ct	64		
alock	not used	werr	n
gain	not used	wexp	n
FLAGS		wbs	n
		wnt	wft
il	n		
in	n		
dp	y		
hs	nn		
DISPLAY			
sp	247.1		
wp	3397.0		
vs	152		
sc	0		
wc	250		
hzmm	13.59		
is	1456.31		
rfl	1499.0		
rfp	0		
th	7		
ins	1.000		
nm	cdc ph		



STANDARD CARBON PARAMETERS

exp3 s2pu1

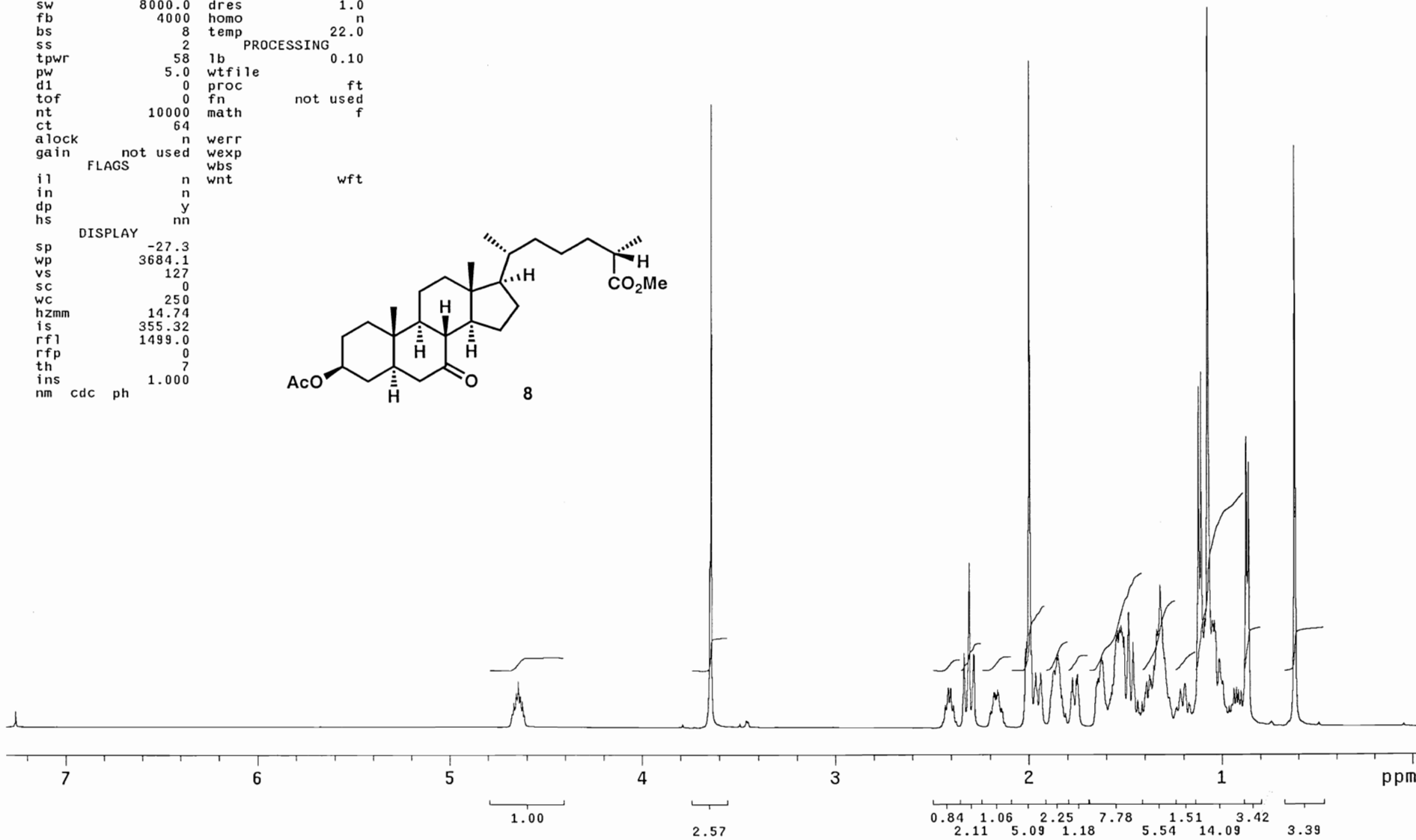
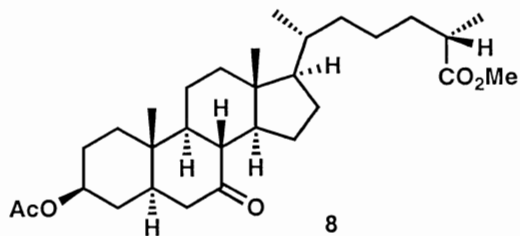
SAMPLE		DEC. & VT	
date	Apr 13 2007	dfrq	500.176
solvent	CDC13	dn	H1
file	exp	dpwr	38
ACQUISITION		doF	0
sfrq	125.781	dm	yyy
tn	C13	dmm	w
at	1.170	dmf	15970
np	65536	dseq	
sw	28001.4	dres	1.0
fb	15000	homo	n
bs	16	temp	22.0
tpwr	57	PROCESSING	
pw	8.0	lb	1.00
d1	0.100	wtfile	
tof	0	proc	ft
nt	1000	fn	not used
ct	96	math	f
alock	n		
gain	56	werr	
FLAGS		wexp	
il	n	wbs	
in	n	wnt	
dp	y		
hs	nn		
DISPLAY			
sp	793.6		
wp	22405.1		
vs	36		
sc	0		
wc	250		
hzmm	89.62		
is	500.00		
rfl	2051.1		
rfp	0		
th	3		
ins	100.000		
nm	cdc ph		



STANDARD PROTON PARAMETERS

exp1 s2pu1

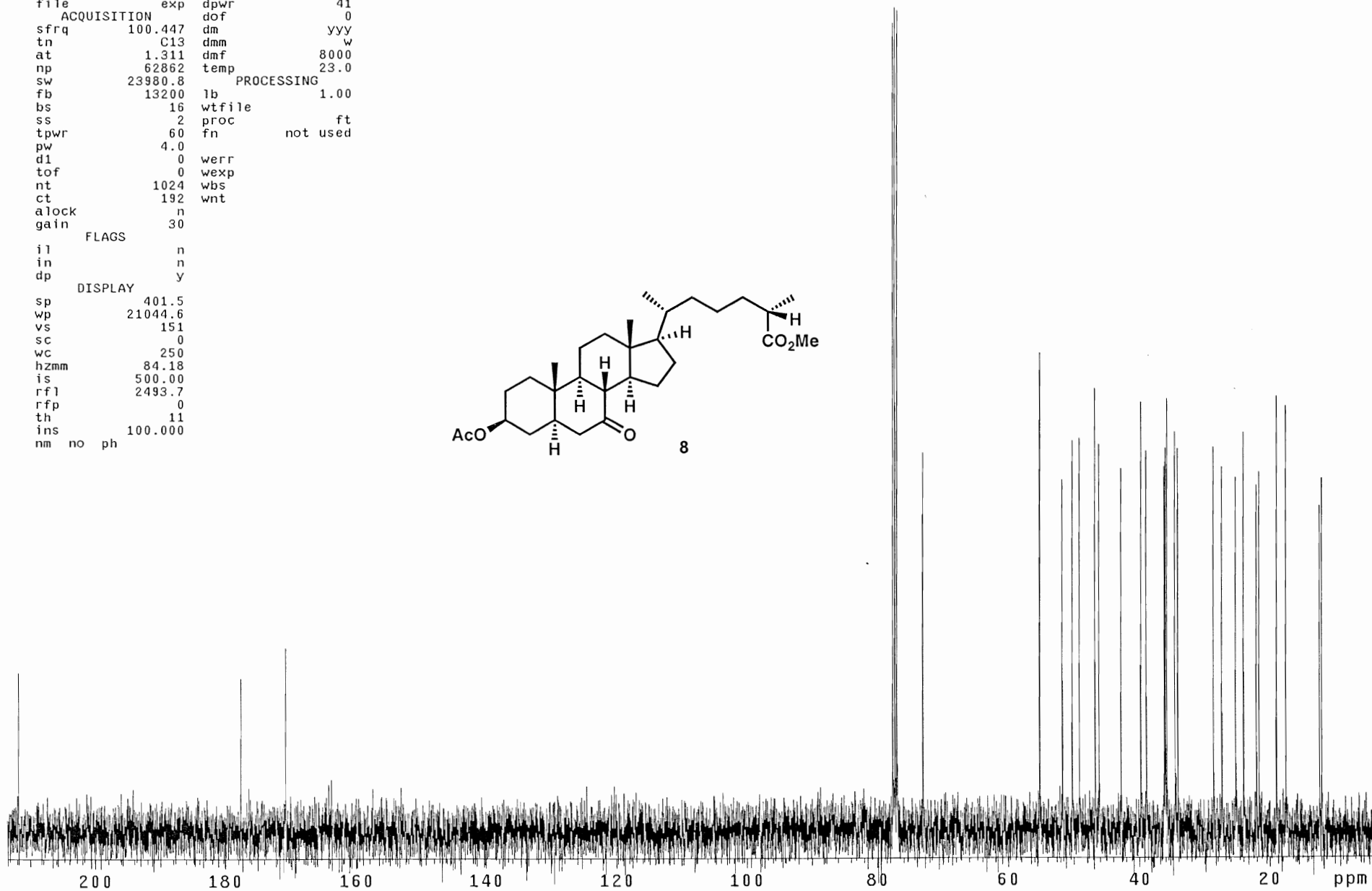
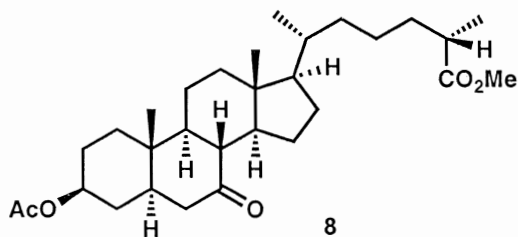
	SAMPLE	DEC. & VT
date	Feb 23 2007	dfrq 500.176
solvent	CDC13	dn H1
file	exp	dpwr 32
	ACQUISITION	dof 0
sfrq	500.176	dm nnn
tn	H1	dmm c
at	2.048	dmf 8770
np	32768	dseq
sw	8000.0	dres 1.0
fb	4000	homo n
bs	8	temp 22.0
ss	2	PROCESSING
tpwr	58	lb 0.10
pw	5.0	wtfile
d1	0	proc ft
tof	0	fn not used
nt	10000	math f
ct	64	
alock	not used	werr
gain	not used	wexp
	FLAGS	wbs
il	n	wnt wft
in	n	
dp	y	
hs	nn	
	DISPLAY	
sp	-27.3	
wp	3684.1	
vs	127	
sc	0	
wc	250	
hzmm	14.74	
is	355.32	
rfl	1499.0	
rff	0	
th	7	
ins	1.000	
nm	cdc ph	



13C OBSERVE

exp1 std13c

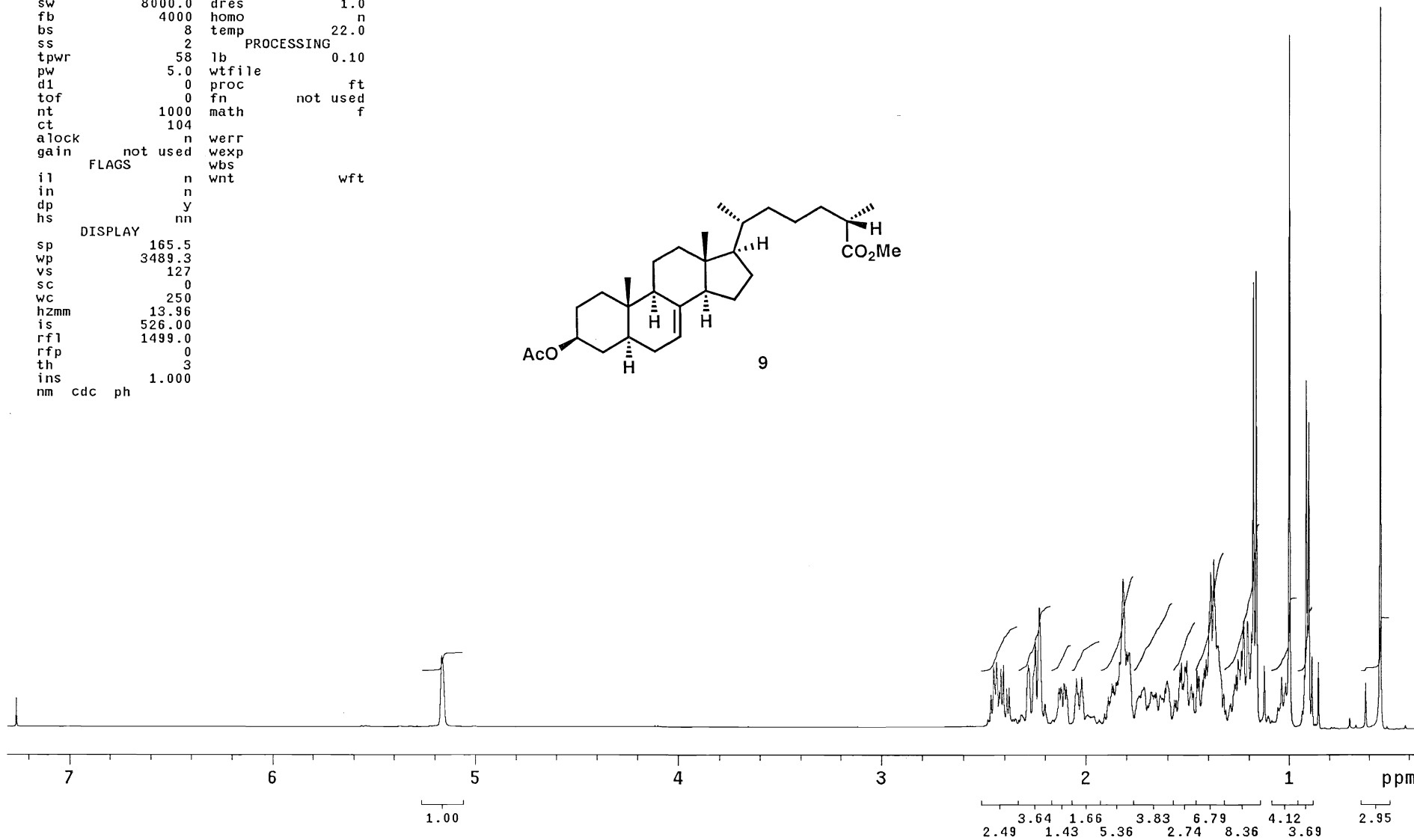
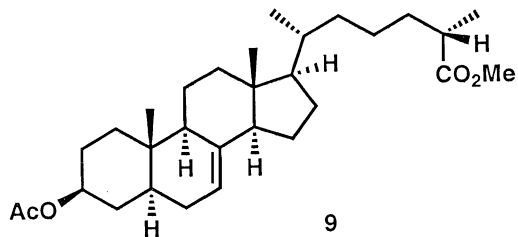
SAMPLE		DEC. & VT	
date	Apr 23 2007	dfrq	399.433
solvent	CDC13	dn	H1
file	exp	dpwr	41
ACQUISITION		dof	0
sfrq	100.447	dm	YYY
tn	C13	dmm	w
at	1.311	dmf	8000
np	62862	temp	23.0
sw	23980.8	PROCESSING	
fb	13200	lb	1.00
bs	16	wtfile	
ss	2	proc	ft
tpwr	60	fn	not used
pw	4.0		
d1	0	werr	
tof	0	wexp	
nt	1024	wbs	
ct	192	wnt	
alock	n		
gain	30		
FLAGS			
il	n		
in	n		
dp	y		
DISPLAY			
sp	401.5		
wp	21044.6		
vs	151		
sc	0		
wc	250		
hzmm	84.18		
is	500.00		
rfl	2493.7		
rfp	0		
th	11		
ins	100.000		
nm	no	ph	



STANDARD PROTON PARAMETERS

exp2 s2pu1

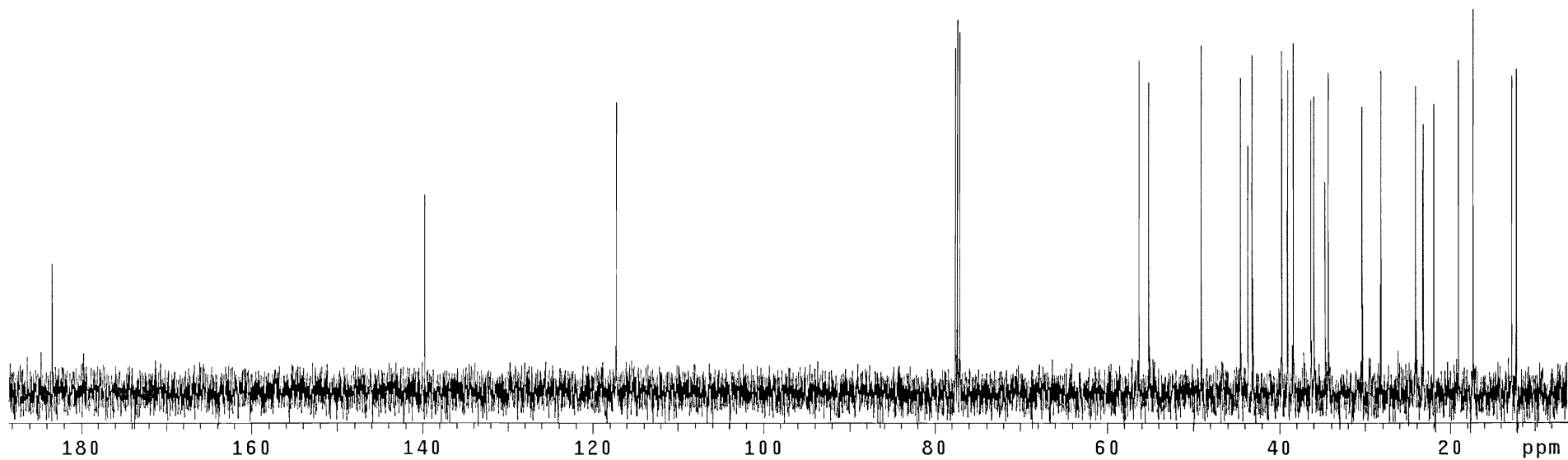
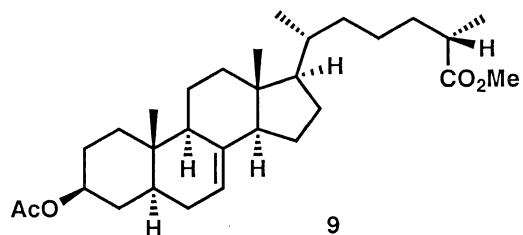
SAMPLE		DEC. & VT	
date	Apr 27 2007	dfrq	500.176
solvent	CDC13	dn	H1
file	exp	dpwr	32
ACQUISITION		dof	0
sfrq	500.176	dm	nnn
tn	H1	dmm	c
at	2.048	dmf	8770
np	32768	dseq	
sw	8000.0	dres	1.0
fb	4000	homo	n
bs	8	temp	22.0
ss	2	PROCESSING	
tpwr	58	lb	0.10
pw	5.0	wtfile	
d1	0	proc	ft
tof	0	fn	not used
nt	1000	math	f
ct	104		
alock	n	werr	
gain	not used	wexp	
FLAGS		wbs	
il	n	wnt	wft
in	n		
dp	y		
hs	nn		
DISPLAY			
sp	165.5		
wp	3489.3		
vs	127		
sc	0		
wc	250		
hzmm	13.96		
is	526.00		
rfl	1499.0		
rfl	0		
th	3		
ins	1.000		
nm	cdc ph		



STANDARD CARBON PARAMETERS

exp2 s2pu1

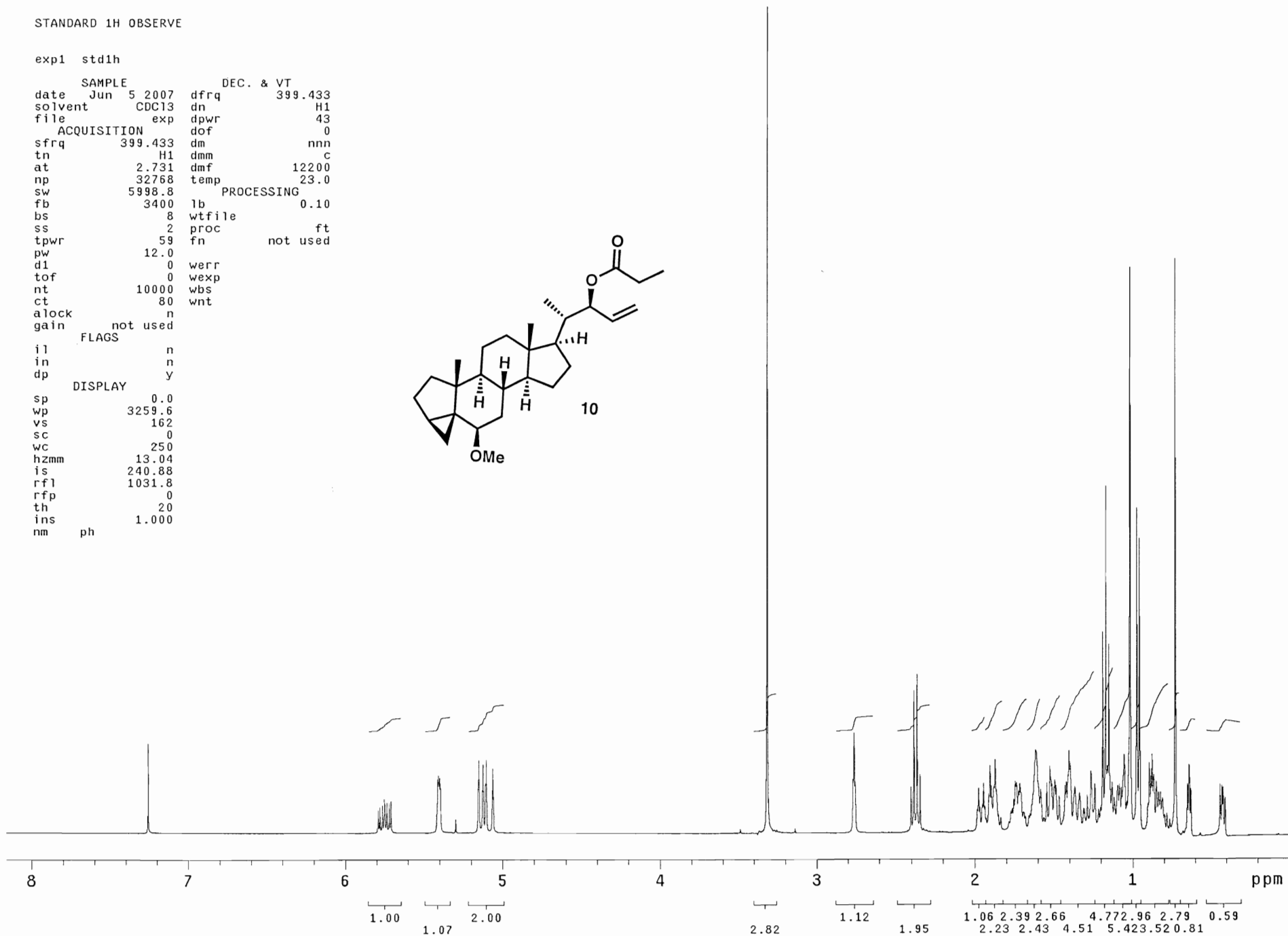
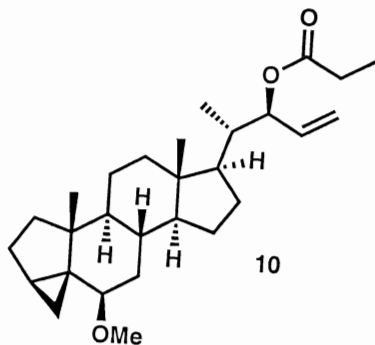
SAMPLE		DEC. & VT	
date	Apr 27 2007	dfrq	500.176
solvent	CDC13	dn	H1
file	exp	dpwr	38
ACQUISITION		dof	0
sfrq	125.781	dm	YVY
tn	C13	dmm	w
at	1.170	dmf	15970
np	65536	dseq	
sw	28001.4	dres	1.0
fb	15000	homo	n
bs	16	temp	22.0
tpwr	57	PROCESSING	
pw	8.0	lb	1.00
d1	0.100	wtfile	
tof	0	proc	ft
nt	1000	fn	not used
ct	96	math	f
alock	n		
gain	56	werr	
FLAGS		wexp	
il	n	wbs	
in	n	wnt	
dp	y		
hs	nn		
DISPLAY			
sp	768.0		
wp	22926.3		
vs	62		
sc	0		
wc	250		
hzmm	91.71		
is	500.00		
rfl	2051.1		
rfl	0		
th	11		
ins	100.000		
nm	cdc ph		



STANDARD 1H OBSERVE

exp1 std1h

SAMPLE		DEC. & VT	
date	Jun 5 2007	dfrq	399.433
solvent	CDC13	dn	H1
file	exp	dpwr	43
ACQUISITION		dof	0
sfrq	399.433	dm	nnn
tn	H1	dmm	c
at	2.731	dmf	12200
np	32768	temp	23.0
sw	5998.8	PROCESSING	
fb	3400	lb	0.10
bs	8	wtfile	
ss	2	proc	ft
tpwr	59	fn	not used
pw	12.0		
d1	0	werr	
tof	0	wexp	
nt	10000	wbs	
ct	80	wnt	
alock	n		
gain	not used		
FLAGS			
il	n		
in	n		
dp	y		
DISPLAY			
sp	0.0		
wp	3259.6		
vs	162		
sc	0		
wc	250		
hzmm	13.04		
is	240.88		
rfl	1031.8		
rfp	0		
th	20		
ins	1.000		
nm	ph		



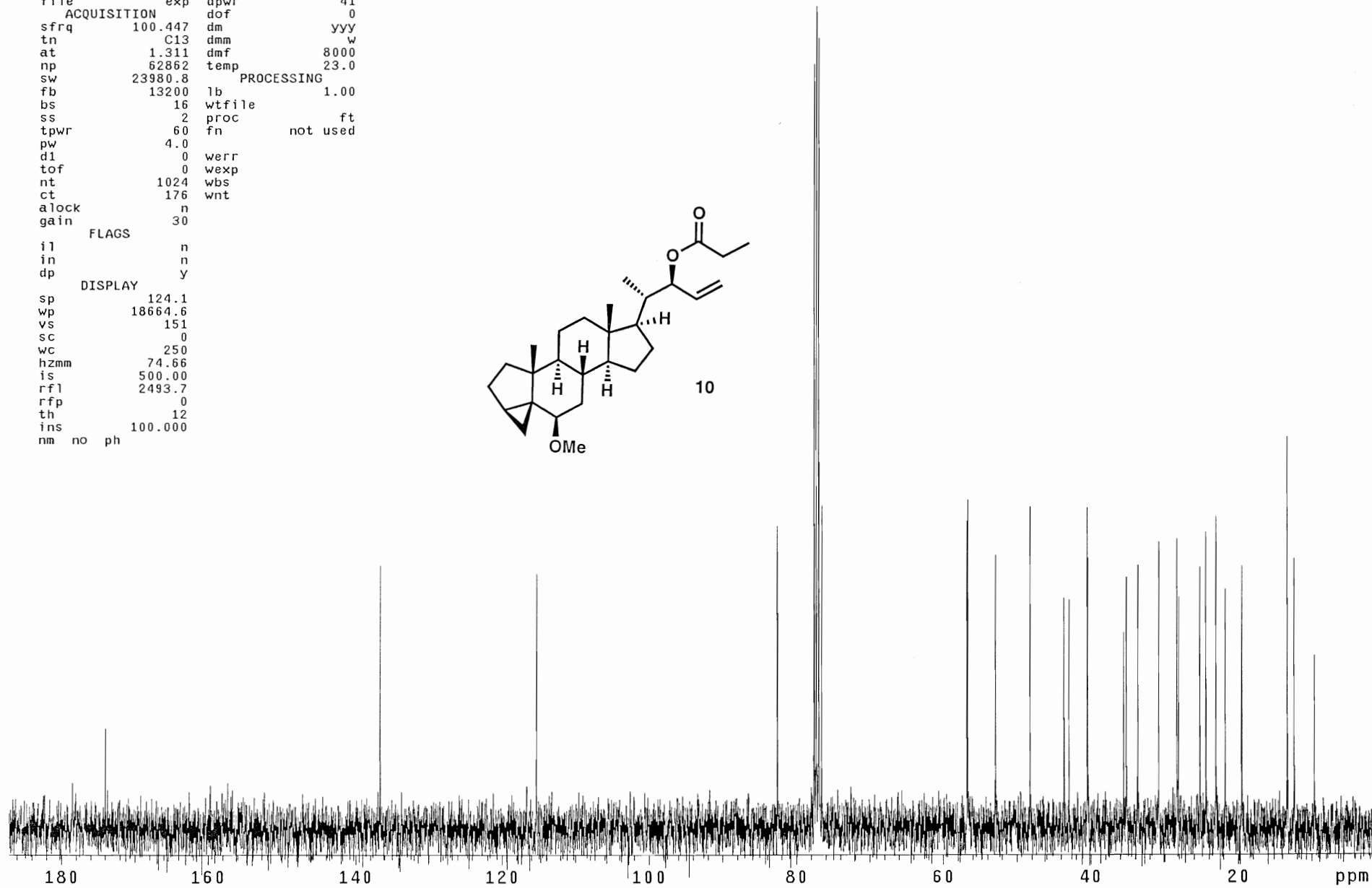
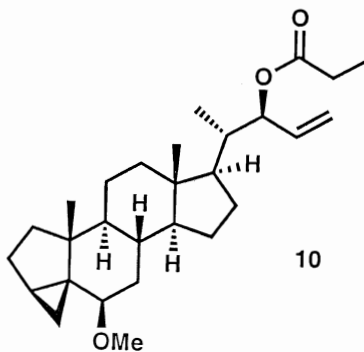
13C OBSERVE

exp1 std13c

```
SAMPLE          DEC. & VT
date Jun 5 2007 dfrq          399.433
solvent CDC13      dn          H1
file exp         dpwr         41
ACQUISITION    dof          0
sfrq 100.447     dm           YYY
tn C13           dmm          w
at 1.311         dmf          8000
np 62862         temp         23.0
sw 23980.8      PROCESSING
fb 13200        lb           1.00
bs 16          wtfile
ss 2           proc          ft
tpwr 60        fn           not used
pw 4.0
d1 0          werr
tof 0         wexp
nt 1024       wbs
ct 176        wnt
alock n
gain 30

FLAGS
il n
in n
dp y

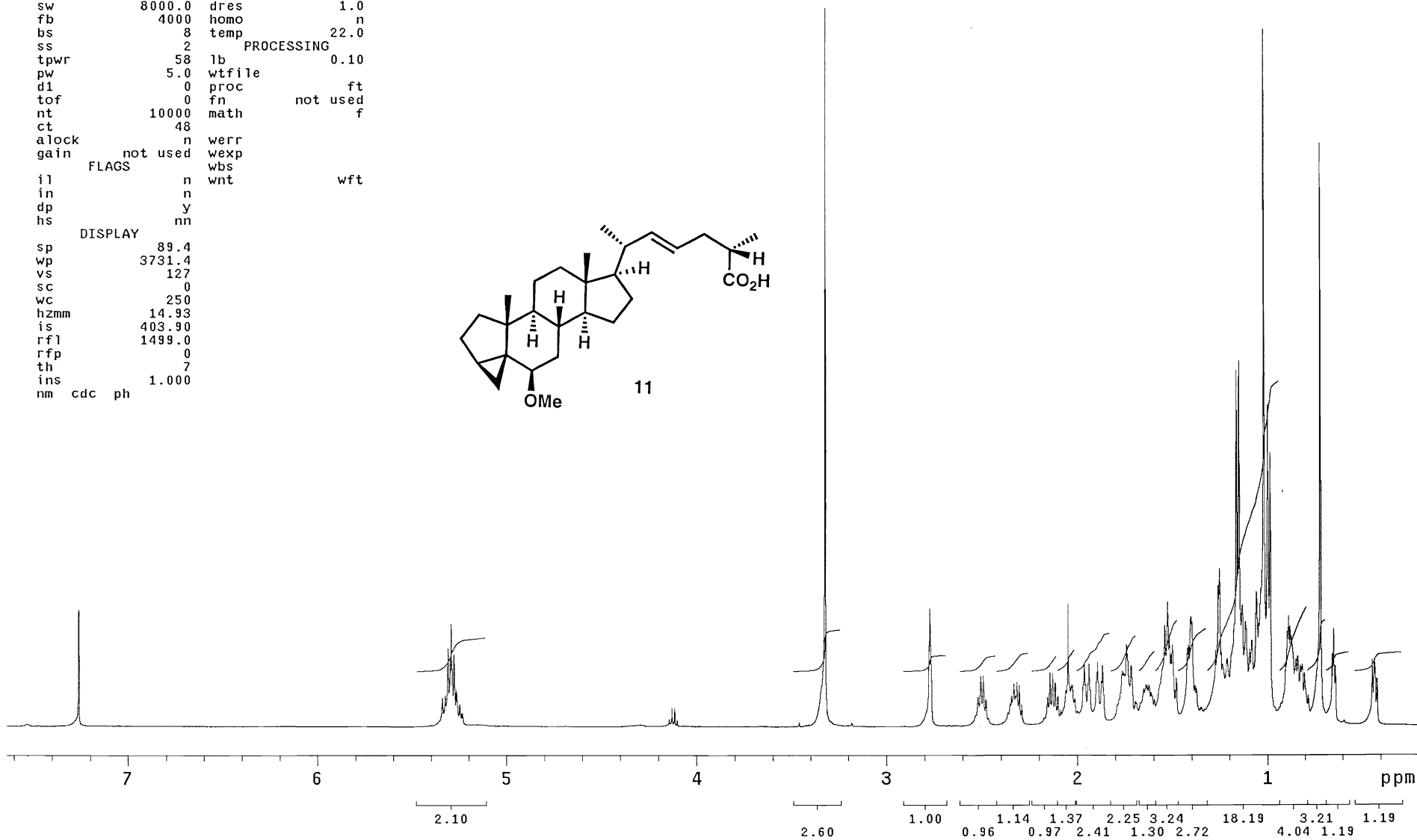
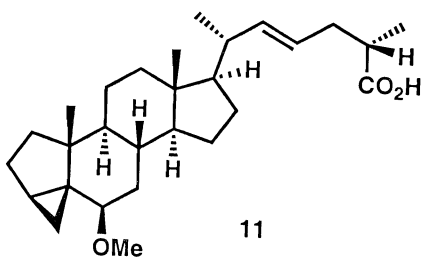
DISPLAY
sp 124.1
wp 18664.6
vs 151
sc 0
wc 250
hzmm 74.66
is 500.00
rfl 2493.7
rfp 0
th 12
ins 100.000
nm no ph
```



STANDARD PROTON PARAMETERS

exp2 s2pu1

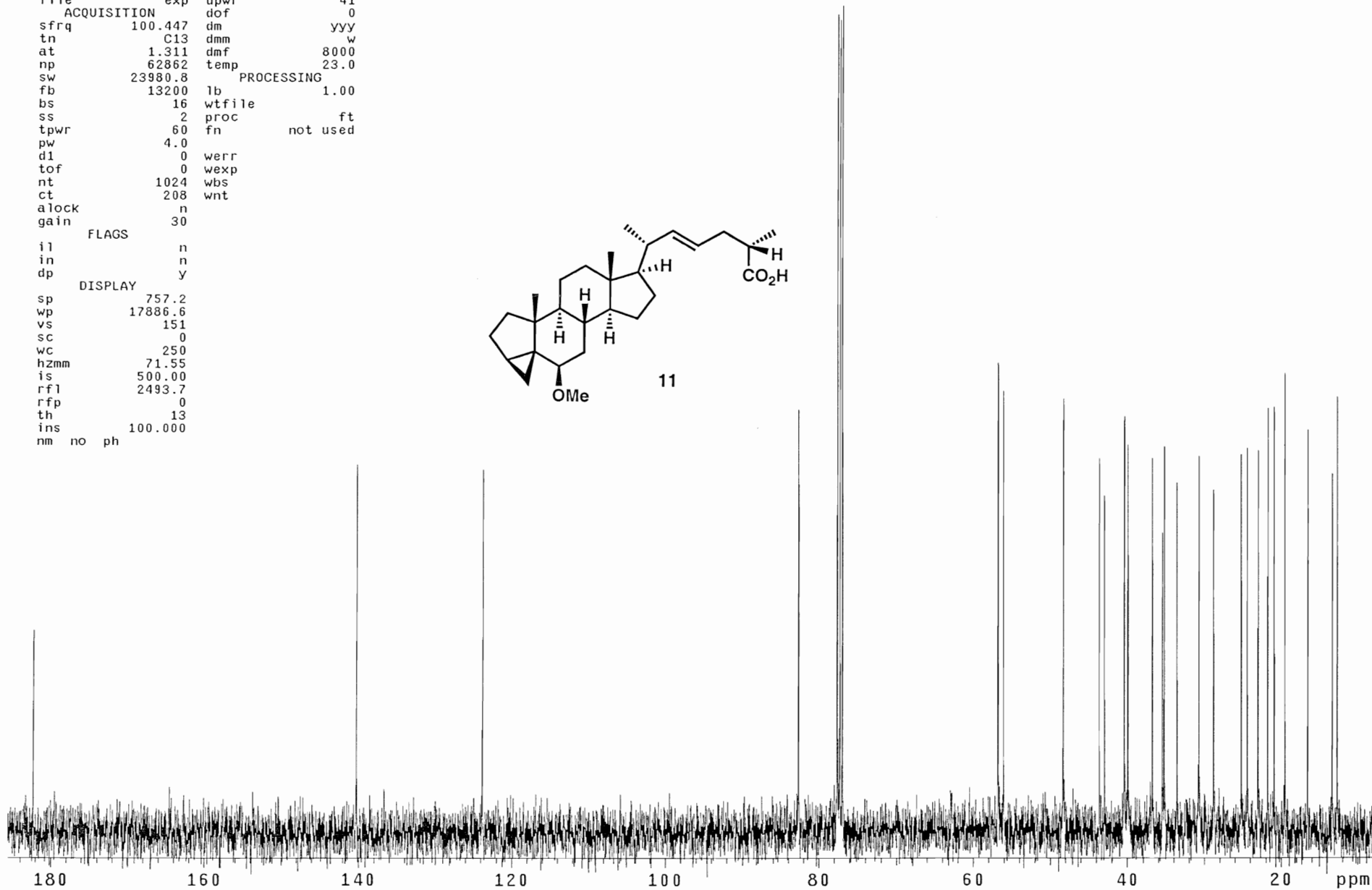
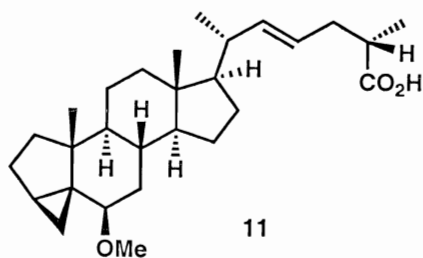
SAMPLE		DEC. & VT	
date	Jun 22 2007	dfrq	500.176
solvent	CDC13	dn	H1
file	exp	dpwr	32
ACQUISITION		dof	0
sfrq	500.176	dm	nnn
tn	H1	dmm	c
at	2.048	dmf	8770
np	32768	dseq	
sw	8000.0	dres	1.0
fb	4000	homo	n
bs	8	temp	22.0
ss	2	PROCESSING	
tpwr	58	lb	0.10
pw	5.0	wtfile	
d1	0	proc	ft
tof	0	fn	not used
nt	10000	math	f
ct	48		
alock	n	werr	
gain	not used	wexp	
FLAGS		wbs	
il	n	wnt	wft
in	n		
dp	y		
hs	nn		
DISPLAY			
sp	89.4		
wp	3731.4		
vs	127		
sc	0		
wc	250		
hzmm	14.93		
is	403.90		
rfl	1499.0		
rfp	0		
th	7		
ins	1.000		
nm	cdc ph		



13C OBSERVE

exp3 std13c

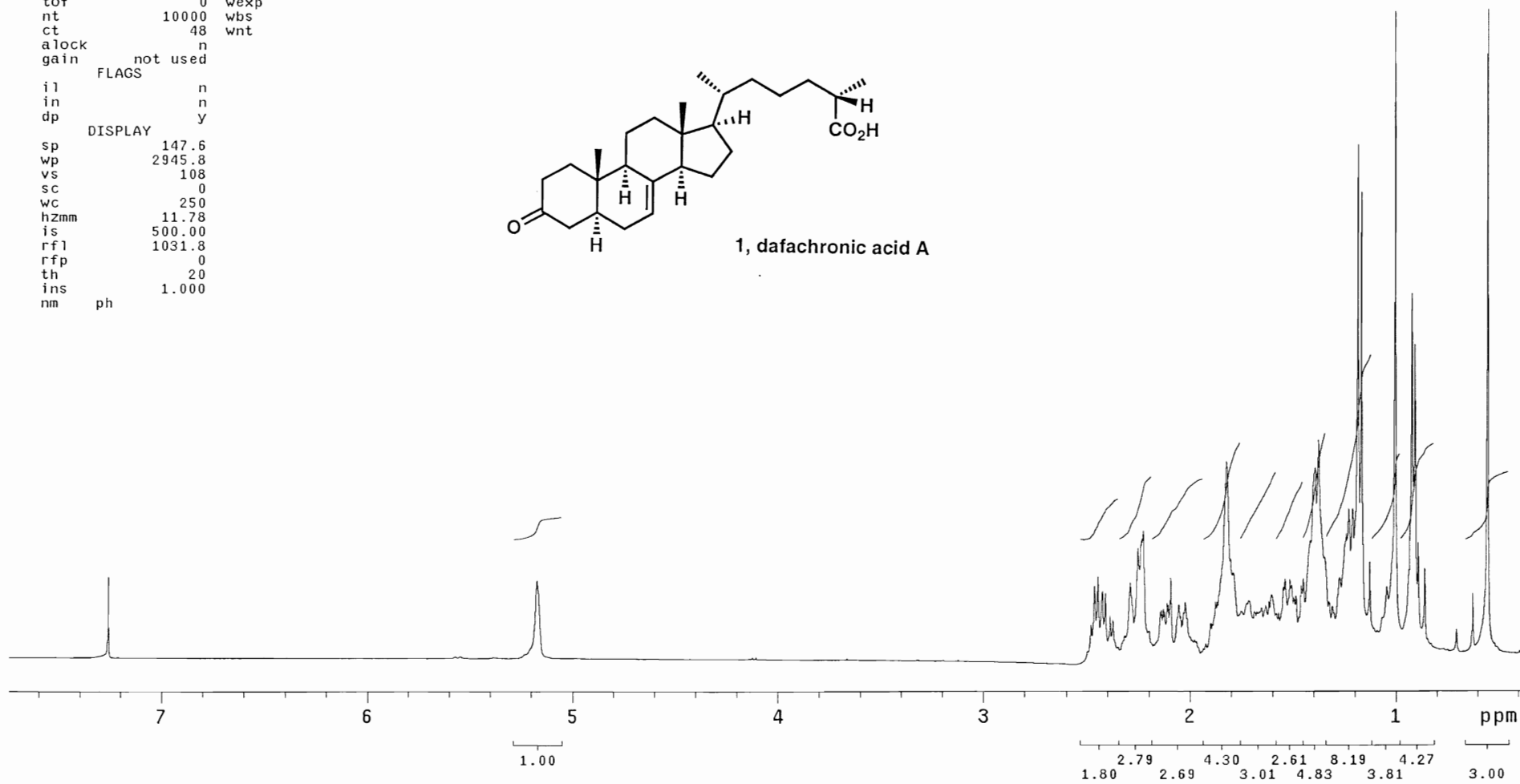
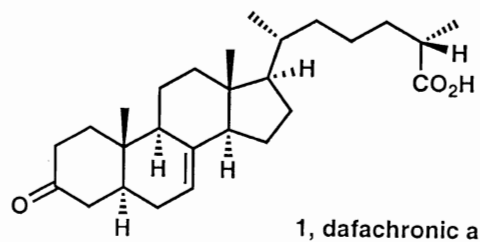
SAMPLE		DEC. & VT	
date	Jun 6 2007	dfrq	399.433
solvent	CDC13	dn	H1
file	exp	dpwr	41
ACQUISITION		dof	0
sfrq	100.447	dm	YYY
tn	C13	dmm	w
at	1.311	dmf	8000
np	62862	temp	23.0
sw	23980.8	PROCESSING	
fb	13200	lb	1.00
bs	16	wtfile	
ss	2	proc	ft
tpwr	60	fn	not used
pw	4.0		
d1	0	werr	
tof	0	wexp	
nt	1024	wbs	
ct	208	wnt	
alock	n		
gain	30		
FLAGS			
il	n		
in	n		
dp	y		
DISPLAY			
sp	757.2		
wp	17886.6		
vs	151		
sc	0		
wc	250		
hzmm	71.55		
is	500.00		
rfl	2493.7		
rfl	0		
th	13		
ins	100.000		
nm	no	ph	



STANDARD 1H OBSERVE

exp1 std1h

SAMPLE		DEC. & VT	
date	Jun 13 2007	dfrq	399.433
solvent	CDC13	dn	H1
file	exp	dpwr	43
ACQUISITION			
sfrq	399.433	dm	nnn
tn	H1	dmm	c
at	2.731	dmf	12200
np	32768	temp	23.0
PROCESSING			
sw	5998.8	lb	0.10
fb	3400	wtfile	
bs	8	proc	ft
ss	2	fn	not used
tpwr	59		
pw	12.0		
d1	0	werr	
tof	0	wexp	
nt	10000	wbs	
ct	48	wnt	
alock	n		
gain	not used		
FLAGS			
il	n		
in	n		
dp	y		
DISPLAY			
sp	147.6		
wp	2945.8		
vs	108		
sc	0		
wc	250		
hzmm	11.78		
is	500.00		
rfl	1031.8		
rfp	0		
th	20		
ins	1.000		
nm	ph		



13C OBSERVE

exp1 std13c

SAMPLE DEC. & VT
date Jun 13 2007 dfrq 399.433
solvent CDC13 dn H1
file exp dpwr 41
ACQUISITION dof 0
sfrq 100.447 dm yyy
tn C13 dmm w
at 1.311 dmf 8000
np 62862 temp 23.0
sw 23980.8 PROCESSING
fb 13200 lb 1.00
bs 16 wtfile
ss 2 proc ft
tpwr 60 fn not used
pw 4.0
d1 0 werr
tof 0 wexp
nt 1024 wbs
ct 320 wnt
alock n
gain 30

FLAGS
il n
in n
dp y

DISPLAY
sp 596.9
wp 20867.5
vs 63
sc 0
wc 250
hzmm 83.47
is 500.00
rfl 2493.7
rfp 0
th 20
ins 100.000
nm no ph

