

Supporting information

I. CO adsorption on (111) metals

Table 1. Physical characteristics of CO adsorption on Ni(111) ^a

site	E_{ads}	$x_{0\text{A}}(\text{M-CO})$	$h(\text{C-O})$	$\omega_{\text{A}}(\text{M-CO})$	$\omega(\text{C-O})$	References
	-31±0.7					Calorimetry ¹ ; $\theta \rightarrow 0$
3f-hollow brg		1.05±0.17 1.27	1.19±0.06			SEXAFS ² ; $\theta=0.5$
	-30±2.5					TPD ³ ; $\theta \rightarrow 0$
top	-35.7	1.837	1.161		2037	periodic DFT; GGA; $\theta=1/4$ ⁴
brg	-41.5	1.439	1.183		1864	
fcc	-43.8	1.337	1.191		1805	
hcp	-44.5	1.321	1.192		1800	
hollow top	-43.8 to -45	1.329	1.192	353 430	1804 2041	DFT/GGA/PW91 ⁵ ; $\theta=1/4$
fcc/hcp		(1.25/1.3)±0.04				photo-electron diffract.; $\theta=1/4$ ⁶
top brg		1.80±0.04 1.27±0.05	1.13 1.13			photo-electron diffract ⁷
fcc hcp		(1.27 to 1.32) ±.1 1.29±0.07				photo-electron diffract ; $\theta=0.25$ ⁸
fcc hcp		1.29 ±0.07 1.34±0.07	1.18±0.07 1.15±0.07			LEED; $\theta=1/2$ ML ⁹
	-30.0 -26.5 -23.5					LEED ¹⁰ ; $\theta \rightarrow 0$ $\theta=0.1$ to 0.3 $\theta=0.3$ to 0.45
top brg				400	2050 1810	EELS; low coverage ¹¹
3f-hollow					1793 to 1822	FT-RAIRS; low θ ¹²
top	-26					LEED;TDS ¹³ ; $\theta=1/3$
3f-hollow 2f -hollow top					1817 1910 2045	LEED; TDS ¹⁴ $\theta=0.05$ $\theta=0.5$ $\theta=0.57$

Continue of Table 1

site	E_{ads}	$x_{0A}(\text{M-CO})$	$h(\text{C-O})$	$\omega_A(\text{M-CO})$	$\omega(\text{C-O})$	References
	-29.9					HREELS, $\theta \rightarrow 0$ ¹⁵
brg				380	1815	EELS; $\theta=0.5$ ¹⁶
3f- hollow				400 to 410		EELS; low coverage ¹⁷
	-27					UBI-QEP ¹⁸
top	-31.6 to -34.1					Periodic DFT; GGA; $\theta = 1/3$ ¹⁹
brg	- 34.1 to -38.5					
hollow	-35.7 to -40					

^a Distances x_{0A} and h in Angström , frequencies in cm^{-1} , CO adsorption energy (E_{ads}) in kcal/mol, θ is the surface covering;

Table 2 Physical characteristics of CO adsorption on Pt(111) ^a

site	E_{ads}	$x_{0\text{A}}(\text{M-CO})$	$h(\text{C-O})$	$\omega_{\text{A}}(\text{M-CO})$	$\omega(\text{C-O})$	References
	-32					theoret. BOC MP ¹⁸
	-45 to -24					TPS; AES, LEED ¹³ $\theta = 0.027$ to 0.5
top brg	-34.7 \pm 4			480 380	2100 1850	LEED, EELS, TDS; low θ ²⁰
top brg		1.85 1.55	1.15 1.15			LEED, $\theta \rightarrow 0$ ²¹
top brg fcc hcp	-33.7/-37.8 -31.8/-38.6 -32.3/-40.1 -31/-39.6	1.87/1.86 1.49/1.46 1.37/1.33 1.38/1.35	1.16/1.15 1.18/1.17 1.19/1.18 1.19/1.18			DFT; B3LYP/PW91; $\theta = 1/3$ ²²
top brg hollow	-30.9 to -38.5	2.00	1.157	487 372 352	2081 1880 1793	DFT/GGA; PW91; $\theta = 1/4$ ⁵
top brg				464 376		RAIRS; $\theta = 0.5$ ²³
top brg					2093 1871	RAIRS; $\theta = 0.1$ ²⁴
	-33.0 \pm 2 -27.0 \pm 2					Ref 25; $\theta \rightarrow 0$ and $\theta = 1/3$ $\theta = 0.5$
terrace step	-24 to -27 -33					TDS ²⁶
	-29.6					AES; flash desorption mass Spectroscopy; $\theta \sim 0$ ²⁷
	-33.3					TDS; extrapol. to $\theta \sim 0$ ²⁸
top	-37.8	1.85	1.15			periodic DFT; LDA/GGA $\theta = 1/2$ ²⁹
	-29.9					Molec. scatt.; AES; LEED ³⁰
	-32 \pm 2					LITD ³¹ ; low θ
top	-27 \pm 3.6				2083	SFG ³² ; $\theta = 1/2$

Continue of table 2

site	E_{ads}	$x_{0\text{A}}(\text{M-CO})$	$h(\text{C-O})$	$\omega_{\text{A}}(\text{M-CO})$	$\omega(\text{C-O})$	References
				480		Refs 33-35
top brg				480	2090 1860	EELS; low θ high θ ³⁶
	-30 to -32					HEELR; low coverage ³⁷
top hollow	-26.5 -27.7	1.90 1.52	1.154 1.191		1987 1714	DFT; cluster model ³⁸ ; (7/6) (6/7)
	-43 \pm 2 -28 \pm 4.5					calorimetry ³⁹ ; $\theta \rightarrow 0$ $\theta=0.5$
top hollow	-19.1 to -32.7 -23.5 to -27.4					Periodic DFT ¹⁹ ; $\theta=1/3$
	-32					UBI-QEP ¹⁸
top	-38.7	1.84	1.16			Periodic DFT; RPBE+AER; $\theta=1/4$ ⁸⁷
top	-35.7	1.85	1.14			Periodic DFT; LDA; GGA; $\theta=1/4$ ⁵³
top	-36.7					Periodic DFT; GGA; $\theta=1/4$ ⁴²

^a see footnote to Table 1

Table 3 Physical characteristics of CO adsorption on Pd(111) ^a

site	E_{ads}	$x_{0\text{A}}(\text{M-CO})$	$h(\text{C-O})$	$\omega_{\text{A}}(\text{M-CO})$	$\omega(\text{C-O})$	References
	-35.5 -28.5					TDS, LEED ⁴⁵ ; $\theta \rightarrow 0$ $\theta = 1/3$
top brg 3f hollow	-30				2110 1962 1895	TPD; IRAS ⁴⁶ ; $\theta \rightarrow 0$
fcc hollow		1.29±.05	1.15±.05			LEED ⁴⁷ ; $\theta = 1/3$
top brg fcc				322	2097 1951 1893	RAIRS; HEERLS ⁴⁸ ; $\theta = 0.72$
fcc hollow hcp fcc		1.27±.05 1.37±.06 1.31±.06	1.14±0.12 1.14±0.14			HRLEES ⁴¹ ; $\theta = 1/3$ $\theta = 0.5$ $\theta = 0.5$
hollow brg top					1823 1936 2092	RAIRS ⁵⁰ ; $\theta \rightarrow 0$ $\theta = 0.5$ $\theta > 0.5$
	-33.5					Ref 51; low coverage
top brg fcc					2103 1950 1890	SFG ⁵² ; $\theta > 0.6$ $\theta \sim 0.6$ $\theta \sim 0.75$
hollow	-48.2 to -49.3 -38.7	1.31	1.188	319	1810	periodic DFT ⁵ ; GGA; $\theta = 1/3$ PW91; RPBE
fcc hollow	-31.1		1.19			Periodic DFT; RPBE+AER; $\theta = 1/4$ ⁸⁷
	-34					UBI-QEP ¹⁸
top hollow	-21 -26.5	1.96 1.61	1.16 1.176		2012 1795	DFT; cluster model ³⁸ ; (7/6) (6/7)
top hollow	-23.5 to -28.1 -32.7 to -34.8					periodic DFT ¹⁹ ; $\theta = 1/3$

^a see footnote to table 1

Table 4. Physical characteristics of CO adsorption on Rh(111) ^a

site	E_{ads}	x_{0A}	$h(\text{C-O})$	$\omega_A(\text{M-CO})$	$\omega(\text{C-O})$	References
top	-42.8/ -36.0			466/463	2015/ 2027	periodic DFT; GGA/(GGA+U) $\theta=1/4$ ⁵⁴
brg	-41.7/ -32.4			346	1833	
hcp	-44.6/ -33.9			344/346	1758/ 1785	
fcc	-42.1/ -31.8			339	1777	
top	-42.9/ -35.7	1.99	1.162	468	2029	DFT;GGA: PW91/RPBE $\theta \rightarrow 1/4$ ⁵
top	-34.6 -30					photoemission ⁵⁵ ; $\theta=0.18$ $\theta=1/3$
top	-38.5 \pm 1.4 -39.4 \pm 0.6					TREELS ⁵⁶ , $\theta=1/3$: modulated beam single beam
top	-32.3					He ⁵⁷ ; $\theta= 1/3$
top	-47/-38.7	1.83	1.17			periodic DFT ⁵⁸ GGA; PW91/RPBE $\theta= 1/3$
brg	-44/-36.6	1.50				
hcp	-45.9/-35.5	1.41				
fcc	-43.6/-33.4	1.37				
top		1.87 \pm 0.04	1.20 \pm 0.05			LEED; $\theta= 1/3$ ⁵⁹
top					2049	HREELS; low coverage ⁶⁰
hollow					1831	
	-31.6					LEED; $\theta \rightarrow 0$ ⁶¹
top				480	1990	HREELS ⁶² ; $\theta \rightarrow 0$ $\theta= 1/2$
top				400	2070	
brg					1870	
	-31					LEED, $\theta= 1/3$ ⁶³
top	-33.7	1.86	1.162		1950	DFT; cluster model ³⁸ ; (7/3) (6/7/3)
hollow	-31.4	147	1.182		1687	
	-32					UBI-QEP ¹⁸
top					2025 \rightarrow 20751	RAIRS, TDS ⁸³ $\theta=0.08\rightarrow 0.78$ $\theta=0.64$ to 0.78 $\theta=0.64$ to 0.78
brg					1875	
hollow					1851	

Continue of Table 4

top	-43.8	1.845	1.163	507	2003	Periodic DFT-GGA ⁸³
brg	-46.1					$\theta=1/8$
fcc	-47.7					$\theta \rightarrow 0$
hcp	-49.6					--
						--
top	-39.4	1.86	1.17			Periodic DFT; RPBE+AER;
brg	-36.0	2.04				$\theta=1/4$ ⁸⁷
fcc	-36.2	2.13				
hcp	-37.6	2.11				
top	-37.1±1			468	2015	HREELS,TDS,LEED ⁸⁵
hollow				390	1861	low $\theta \sim 0$
						$\theta > 1/3$
top					2020 to 2060	DFT, (9/4) cluster model ⁸⁶
hollow					1795 to 1862	

^a see footnote to Table 1

Table 5 Physical characteristics of CO adsorption on Ir(111) ^a

site	E_{ads}	x_{0A}	$h(\text{C-O})$	$\omega_A(\text{M-CO})$	$\omega(\text{C-O})$	References
top	-41.7 -34.7 -31					IRAS ⁶⁴ ; $\theta=0$ $\theta=0.33$ $\theta=0.5$
top					2090	TPD;IRAS; $\theta \rightarrow 0$ ⁶⁵ IRAS; $\theta \rightarrow 0$ ⁶⁶ TDS;LEED; $\theta=1/3$ ⁶⁷
	-36 -35 \pm 1 -45.2/-37.8			505	2041	DFT;GGA: PW91/RPBE $\theta \rightarrow 1/4$ ⁵
top	-48.9	1.85	1.17			Periodic DFT; RPBE+AER; $\theta=1/4$ ⁸⁷
top	-32.4	1.88	1.160		1975	DFT; cluster model ³⁸ ; (7/6)
hollow	-24.4	1.63	1.189		1702	(6/7)
	-44.4 \pm 0.4					Ref 16
	-34					UBI-QEP ¹⁸
	-44 \pm 2 -37 \pm 1					IRAS ⁵⁹ $\theta=0.05$ $\theta=0.6$

^a see footnote to Table 1

Table 6. Physical characteristics of CO adsorption on Cu(111) ^a

site	E_{ads}	x_{0A}	$h(\text{C-O})$	$\omega_A(\text{M-CO})$	$\omega(\text{C-O})$	References
top	-12					RAIRS, LEED; $\theta=1/3$ ⁶⁸
top	-15.2					Periodic DFT; GGA; $\theta=1/4$ ⁴²
top	-14.3	1.94 (fixed)	1.14 (fixed)		2162	Periodic DFT ⁶⁹ ; GGA
top	-16.8/-9.7	1.96/2.00	1.156/1.162	322/307	2046/2034	Periodic DFT ⁷⁰ ; $\theta=1/4$
brg	-17.1/-9.0	1.55/1.57	1.173/1.179	281/265	1901/1894	PW91/RPBE GGA
fcc hollow	-19.4/-10.6	1.43/1.47	1.180/1.185	290/261	1854/1847	
fcc hollow	-19.1/-10.4	1.43/1.46	1.179/1.185	289/257	1859/1849	
top	-11.3					TDS; low coverage ⁷¹
top		1.91				ARPEFS ⁷² ; $\theta=1/3$
top					2075	RAIRS ⁷³ ; $\theta=1/3$
top	-17.3/-9.7	1.96	1.156	323	2038	Periodic DFT ⁵ ; $\theta=1/3$ PW91/RPBE GGA
	-10.6					AES, LEED, EELS ⁷⁴ ; $\theta=1/3$
	-11					LEED, TDS, UPS ⁷⁵ ; $\theta < 1/3$
	-12					UBI-QEP ¹⁸
top				332	2077	EELS, RAIRS ⁷⁶ ; $\theta < 1/3$
top				345	2072	RAIRS ⁷⁷

^a see footnote to Table 1

Table 7. Physical characteristics of CO adsorption on Ru(0001) ^a

site	E_{ads}	x_{0A}	$h(\text{C-O})$	$\omega_A(\text{M-CO})$	$\omega(\text{C-O})$	References
top	-38.3±1.5 -41.9					TPD ⁷⁸ ; $\theta \sim 0$ $\theta=0.33$
top				445	1980	EELS; $\theta=0.2$ ⁷⁹
top	-43.6/-39	2.03	1.166	439	1990	periodic DFT ⁵ ; PW91/RPBE GGA
top	-41.5	1.90	1.17			Periodic DFT; RPBE+AER; $\theta=1/4$ ⁸⁷
top hollow	-27.2 -21.7				1901 1648	DFT; cluster model ³⁸ ; (7/6) (6/7)
top		1.93±.04	1.1±.05			LEED ⁸⁰ ; $\theta=0.33$
top				447	1990	HREELS ⁸¹ ; $\theta=0.33$
				436	1980	HREELS ⁸² ; $\theta=0.1$
top h-hollow f-hollow brg	-41.2 -39.2 -37.1 -36.4	1.92 2.18 2.18 2.11				Periodic DFT-GGA ⁸⁴ $\theta=1/4$

^a see footnote to table 1

References to Tables 1-7

- (1) Stuckless, J. T. ; Al-Sarraf, N.; Wartnaby, C.; King, D. A. *J. Chem. Phys.* **1993**, *99*, 2202
- (2) L. Becker, S. Aminpiroz, B. Hillert, M. Pedio, J. Haase, D.L. Adams, *Phys. Rev. B.* **1993**, *47*, 9710
- (3) Miller, J. B.; Siddiqui, H. R.; Gates, S. M.; Russel, J. N. ; Yates, J. T. ; Tully, J. C. ; Cardio, M. J. *J. Chem. Phys.* **1987**, *87*, 6725
- (4) Eichler, A. *Surf. Sci.* **2003**, *526*, 332
- (5) Gajdoš, M.; Eichler, A.; Hafner, J. *J. Phys.: Condens. Matter* **2004**, *16*, 1141
- (6) Davis, R.; Woodruff, D.P.; Hoffman, Ph.; Schlaff, O.; Fernandez, V.; Schindler, K.-M.; Fritzsche, V.; Bradshaw, A. M.; *J.Phys.:Condens. Matter.* **1996**, *8*,1367
- (7) Kevan, S. D. et al., *Phys. Rev. Lett.* **1981**, *46*, 1629
- (8) Davlia M.E. et al., *Surf. Sci.* **1994**, *311*, 337
- (9) Mapledoran, L. D.; Bessent, M.P.; Wander, A.; King, D. A. *Chem. Phys. Lett.* **1994**, *228*, 527
- (10) Christman, K.; Schober, O.; Ertl, G. *J. Chem. Phys.* **1974**, *60*, 4719
- (11) Earlay, W.; Wagner, H.; Ibach, H. *Surf. Sci.* **1979**, *80*, 612
- (12) Chen J.G.; Erley, W.; Ibach, H. *Surf. Sci.* **1989**, *223*, L891
- (13) Conrad, H.; Ertl, G.; Kuppens, J.; Latta, E.E. *Surf. Sci.* **1976**, *57*, 475
- (14) Campuzano, J. C.; Greenler, R. G. *Surf. Sci.* **1979**, *83*, 301
- (15) Froitzheim, H.; Kohler, U. *Surf. Sci.* **1987**, *188*, 70
- (16) Bertolini, J. C.; Tardy, B. *Surf. Sci.* **1981**, *102*, 131
- (17) Earley, W.; Wagner, W.; Ibach, H. *Surf. Sci.* **1979**, *80*, 612
- (18) Hei, M.J.; Chen, H.B.; Yi, J.; Lin, Y. J.; Lin, Y.Z.; Wei, G.; Liao, D.W. *Surf. Sci.* **1998**, 417, 82
- (19) Philipsen, P. H.; van Lenthe, E; Snijders, J.G.; Baerends, E. J. *Phys. Rev. B.* **1997**, *56*, 13556
- (20) Steininger, H.; Lehwald, S.; Ibach, H. *Surf. Sci.* **1982**, *123*, 264

- (21) Ogletree, D.F.; Van Hove, M.A.; Samorjai, G. A. *Surf. Sci.* **1986**, *173*, 351
- (22) Doll, K. *Surf. Sci.* **2004**, *573*, 464
- (23) Surman, M.; Hagans, P.L.; Wilson, N. E.; Baily, C. J.; Russel, A E. *Surf. Sci.* **2002**, *511*,L303
- (24) Yoshinobu, J.; Kawai, M. *Surf. Sci.* **1996**, *363*, 105
- (25) Ertl, G.; Neumann, M.; Streit, K. M. *Surf. Sci.* **1977**, *64*, 393
- (26) Collins, D. M.; Spicer, W. E. *Surf. Sci.* **1977**, *69*, 85
- (27) McCabe, R. W. ; Shmidt, L. D. *Surf. Sci.* **1977**, *65*, 189
- (28) Campbell, C. T.; Ertl, G.; Kuipers, H.; Segner, J. *Surf. Sci.* **1981**, *107*, 207
- (29) Morikawa, Y.; Mortensen, J.J.; Hammer, B.; Norskov, J.K. *Surf. Sci.* **1997**, *386*, 67
- (30) Lin, T. H.; Somorjai, G. A. *Surf. Sci.* **1981**, *107*, 573
- (31) Seebauer, E. G.; Kong, A. C. F.; Schmidt, L. D. *J. Vac. Sci. Technol. A.* **1987**, *5*, 464
- (32) Westberg, S.; Wang, C.; Somorjai, G.A. *Surf. Sci.* **2005**, *582*, 137
- (33) Froitzheim, H.; Hopster, H.; Ibach, H.; Lehwald, S. *Appl. Phys.* **1977**, *13*, 147
- (34) Hopster, H.; Ibach, H. *Surf. Sci.* **1978**, *77* , 109
- (35) Baro, A. M.; Ibach, H. *J. Chem. Phys.* **1979**, *71*, 4812
- (36) Grote, R. J.; Schmidt, L. D. *Surf. Sci.* **1981**, *111*, 260
- (37) Crowell, J. F.; Garfunkel, E. L.; Somorjai, G. A. *Surf. Sci.* **1982**, *121*, 303
- (38) Koper, M.T.M.; van Santen, R.A.; Wasilesky, S. A.; Weaver, M. J. *J. Chem, Phys.* **2000**, *113*, 4392
- (39) Yeo, Y.Y.; Vattuone, L.; King, D.A. *J. Chem. Phys.* **1997**, *106*, 392
- (40) Zhang, C. J.; Hu, P. *J. Amer. Chem. Soc.* **2001**, *123*, 1166
- (41) Gießel, T.; Schaff, O.; Hirschmugel, C. J.; Fernandez, V.; Schindler, K.-M.; Theobald, A.; Bao, S.; Lindsay, R.; Berndt, W.; Bradshaw, A. M.; Baddeley, C.; Lee, A. F.; Lambert, R. M.; Woodruff, D. P. *Surf. Sci.* **1998**, *406*, 90

- (42) Zhang, C. J.; Baxter, R. J., Hu, P.; Alavi, A.; Lee, M –H. *J.Chem. Phys.* **2001**, *115*, 5272
- (43) Weaver, M. J.; Zhou, S.; Tang, C. *J. Chem Phys.* **1999**, *111*, 368
- (44) Weaver, M. J. *Surf. Sci.* **1999**, *437*, 215
- (45) Guo, X .; Yates J. T. Jr.; *J. Chem. Phys.* **1989**, *90*, 6761
- (46) Szanyi, J.; Kuhn, W. K.; Goodman, D. W. *J. Vac. Sci. Technol. A.* **1993**, *11*, 1969
- (47) Ohtani, H.; Van Hove M. A.; Somorjai G. A. *Surf. Sci.* **1987**, *187*, 372
- (48) Surnev, S.; Sock, M.; Ramsey M.G.; Netzer, F. P.; Wiklund, M.; Borg, M.; Andersen, J.N. *Surf. Sci.* **2000**, *470*, 171
- (49) Boyle, R. W.; Lauterbach, J.; Schick, M.; Mitchell, W. J.; Weinberg, W. H. *Ind. Eng. Chem. Res.* **1996**, *35*, 2986
- (50) Bradshaw, A. M.; Hoffman, F. M. *Surf. Sci.* **1978**, *72*, 513
- (51) Conrad, H.; Ertl, G.; Koch, J.; Latta, E.E. *Surf. Sci.* **1974**,*43*, 462
- (52) Rupprechter,G;Unterhalt, H.; Morkel,M.; Galletto, P.; Hu, L.;Feund, H.-J. *Surf. Sci.* **2002**, *502-5031*, 109
- (53) Bleakley, K.; Hu, P. *J. Amer. Chem. Soc.* **1999**, *121*, 7644
- (54) Kohler, L.; Kresse, G.; *Phys. Rev. B.* **2004**, *70*, 165405
- (55) B. Smedh, H. A.; Borg, M.; Nyholm, R.; Andersen, J. N. *Surf. Sci.* **2001**, *491*, 115
- (56) Wei, D. H.; Scelton, D. C. ; Kevan, S. D. *Surf. Sci.* **1997**, *381*, 49
- (57) Perlinz, K. A.; Curtiss, T. J.; Sibener, S. J. *J. Chem. Phys.* **1991**, *95*, 6972
- (58) Mavrikakis, M.; Rempel, J.; Greeley, J.; Hansen, L. B.; Norskov, J. K. *J. Chem. Phys.* **2002**, *117*, 6737
- (59) Gierer, M.; Barbieri, A.; van Hove, M. A. ; Somorjai, G. A. *Surf. Sci.* **1997**, *391*, 176
- (60) Smedh, M.; Beutler, A.; Ramsvik, T.; Nyholm, R.; Borg, M.; Andersen, J. N.; Duschek, R.; Sock, M.; Netzer, F. P.; Ramsey, M. *Surf. Sci.* **2001**, *491*, 99
- (61) Thiel, P. A.; Williams, E. D.; Yates, J. T., Weinberg, W. H. *Surf. Sci.* **1979**, *84*,54
- (62) Dubois, L. H.; Somorjai, G. A. *Surf. Sci.* **1980**, *91*, 514

- (63) Castner, D.G.; Sexton, B.A.; Somorjai, G. A. *Surf. Sci.* **1978**, *71*, 519
- (64) Sushchikh, M.; Lauterbach, J.; Weinberg, W. H. *J. Vac. Sci. Technol. A.* **1997**, *15*, 1630
- (65) Sushchikh, M.; Lauterbach, J.; Weinberg, W. H. *Surf. Sci.* **1997**, *393*, 135
- (66) Lauterbach, J.; Boyle, R. W.; Schick, M.; Mitchell, W. J.; Meng, B.; Weinberg, W. H. *Surf. Sci.* **1996**, *350*, 32
- (67) Comrie, C. M.; Weinberg, W. H. *J. Chem. Phys.* **1976**, *64*, 250
- (68) Hollins, P.; Pritchard, J. *Surf. Sci.* **1979**, *89*, 486
- (69) Hammer, B.; Morikawa, Y.; Norskov, J. K. *Phys. Rev. Lett.* **1996**, *76*, 2141
- (70) Gajdoš, M.; Hafner J. *Surf. Sci.* **2005**, *590*, 117
- (71) Volmer, S.; Witte, G.; Wöll, C. *Catal. Lett.* **2001**, *77*, 97
- (72) Moler, E.J.; Kellar, S.A.; Huff, W.R. A.; Hussain, Z. *Phys. Rev. B.* **1996**, *54*, 10862
- (73) Eve, J.K.; McCash, E. M. *Chem. Phys. Lett.* **1999**, *313*, 575
- (74) Kessler, J.; Thieme, F. *Surf. Sci.* **1977**, *67*, 405
- (75) Kirstein, W.; Kruger, B.; Thieme, F. *Surf. Sci.* **1986**, *176*, 505
- (76) Raval, R.; Parker, S.F; Pemble, M. E.; Hollins, P.; Pritchard, J.; Chesters, M. A. *Surf. Sci.* **1988**, *203*, 353
- (77) Hurschmugl, C. J.; Williams, G. P.; Hoffman, F. M.; Chabal, Y. J. *J Electron. Spectrosc Relat. Phenom.* **1990**, *54/55*, 109
- (78) Pfnür, H; Feulner, P.; Menzel, D. *J. Chem Phys.* **1983**, *79*, 4613
- (79) Thomas, G. E.; Weinberg, W. H. *J. Chem Phys.* **1979**, *70*, 954
- (80) Over, H.; Moritz, W; Ertl, G. *Phys. Rev. Lett.* **1993**, *70*, 315
- (81) Jakob, P.; Persson, B. N. J. *Phys. Rev. Lett.* **1997**, *78*, 3503
- (82) He, P; Dietrich, H.; Jacobi, K. *Surf. Sci.* **1996**, *345*, 241
- (83) Krenn, G.; Bako, I.; Schennach, R. *J.Chem. Phys.*, **2006**, *124*, 144703
- (84) Stampfl, C.; Schffler, M. *Phys.Rev. B.* **2002**, *65*, 155417

(85) Linke, R., Curilla, D.; Hopstaken, M. J. P.; Niemanstverdriet, J. W. *J. Chem. Phys.* **2001**, *115*, 8209

(86) Curilla, D.; Linke, R., Clotet, A.; Ricart, J. M.; Niemanstverdriet, J. W. *Chem. Phys. Lett.* **2002**, *354*, 503

(87) Liu, W.; Zhu, Y.F.; Lian, L.S.; Jiang, Q. *J. Phys. Chem. C.* **2007**, *111*, 1005

II. Oxygen atomic adsorption on (111) metals

Table 8: Characteristics of oxygen atomic adsorption on Pd(111) surface

x_{OB}	ω_B	ΔE_{ads}	References and comments
		-53	TPD ¹ ; $\theta \rightarrow 0$
		-55	TPD ²
	485		EELS ³⁻⁵
1.24		-33.7	periodic DFT; $\theta = 1/4$ ⁶
1.19	490	-43	periodic DFT; $\theta = 1/4$ ⁷
		-42/-44	periodic DFT; GGA; PBE/rev PBE ⁸
1.138	498	-42.3	DFT; cluster model; ⁹

^aDistance x_{OB} , in Angström , frequency ω_B in cm^{-1} , energy ΔE_{ads} in kcal/mol, θ is the surface covering

Table 9: Characteristics of atomic adsorption of oxygen on Ni (111) surface ^a

x_{0B}	ω_B	ΔE_{ads}	References and comments
1.16±0.08			NEXAFS ¹⁰ ; $\theta=1/4$ to $1/3$
1.11±0.06			LEED ¹¹ ;
		-105	calorimetry; low coverage ¹²
1.08±0.02			NEXAFS ¹³
1.21±0.09			LEED ¹⁴
1.14		-97	Periodic DFT GGA; $\theta=1/3$ ¹⁵
1.16		-106	Periodic DFT; LSD ¹⁷ $\theta=1/4$
1.12		-87.6	$\theta=1/2$
		-122	Periodic DFT; GGA; PB91 $\theta=1/2$ ¹⁶
1.200	566	-88	DFT; cluster model ⁹
		-112	CFSO-BEBO ⁵⁸

^a See footnote to Table 8

Table 10: Characteristics of atomic adsorption of oxygen on Pt (111) surface^a

x_{0B}	ω_B	ΔE_{ads}	References and comments
	490	-47.8	AES, EELS, UPS, TDS, LEED ^{18, 19} high coverage limit
		-48 to -53	TDS, LEED, $\theta \sim 0$ to ~ 1 ²⁰
	480		EELS, LEED, TDS ^{21, 22}
1.18 to 1.19			LEED ^{23, 24}
		-73±8 to -50	Calorimetry; $\theta = 0$ to 0.6 ²⁵
		-51	AES, LEED, UPS, HREELS, DTP ²⁷ $\theta = 0$
	466	-43	$\theta = 1/4$
			NEXAFS ²⁸
		-50.9	Scattering of molecular beams ²⁹ Low coverage
		-42	Near saturation
	475		HREELS, TDP; $\theta = 0.2$ to 0.45 ³¹
1.23	470	-38	Periodic DFT; LSD; $\theta = 0.5$ ^{7, 32}
1.25		-28.1	Periodic DFT, GGA-BPW91; $\theta \sim 1$ ³³
	510 to 530	-32.5	DFT; B3Lyp-GGA; 9/10/9 cluster; fixed Pt-Pt ³⁴
1.240	484		DFT; B3PW91; cluster model; Pt ₃ ³⁵
1.15	442	-49/-21	Periodic DFT; GGA-PW91/RPBE ³⁶
		-58 to -68	CFSO-BEBO ⁵⁸
1.262		-13	DFT, (6/3/1) cluster ⁶⁴
1.237		-27	DFT; B3LYP; cluster model; ⁹
		-60	FDS ³⁹ ; low coverage
		-49	75% of saturation
		-58 to -68	CFSO-BEBO ⁵⁸

^a See footnote to Table 8;

Table 11: Characteristics of atomic adsorption of oxygen on Cu (111) surface ^a

x_{0B}	ω_B	ΔE_{ads}	References and comments
	380		HREELS ⁴⁰
1.1 0.2±.2			SEXAFS ⁴¹ ; fixed Cu-Cu relaxed Cu-Cu
	403		EELS ⁴³
		-86.2	Microcalorimetry ⁴⁴
1.35	550	-83.5	Five parameter Morse potential ⁴⁶
1.13	482	-68	Periodic DFT; GGA-PW91; $\theta = 1/4$ ^{47, 48}
1.23			DFT; cluster model ; two layers ⁴⁹

^a see footnote to Table 8

Table 12 Characteristics of atomic adsorption of oxygen on Ir (111) surface ^a

x_{0B}	ω_B	ΔE_{ads}	References and comments
	550		EELS ⁵⁰
	525		EELS ; $\theta = 0.25$ to 0.5 ⁵¹
		-65 ± 3	LEED, Auger ; $\theta \sim 0$ ⁵²
1.22	483	-80.8	Periodic DFT; $\theta = 1/4$; relax Ir-Ir ⁵³
1.244	630	-76.2	DFT; cluster model; ⁹

^a see footnote to Table 8

Table 13: Characteristics of atomic adsorption of oxygen on Ru(0001) surface ^a

x_{0B}	ω_B	ΔE_{ads}	References and comments
		-96 to -86	LEED, AES ⁵⁴ ; θ from low to 0.5
	509 500 to 600	-99 to -86	DFT-GGA ; θ from 1/9 to 1 ⁵⁶ SERS ^{67 b}
	516 to 596	-95 to -78	Periodic DFT-GGA ; θ from .25 to 1 ⁶⁸ EELS; θ from low to saturation ⁵⁷
1.278	612	-105	DFT; cluster model ⁹

^a see ref to Table 8; ^b gold coated by thin film of ruthenium

Table 14 : Characteristics of atomic adsorption of oxygen on Rh(111) surface^a

x_{0B}	ω_B	ΔE_{ads}	References and comments
1.24		-51.7	periodic DFT-GGA ⁵⁹ $\theta=0.25$
1.23		-45	$\theta=0.5$
1.16		-32.3	$\theta=1.0$
1.22			LEED; $\theta=0.5$ ⁶⁰
1.24±0.06			LEED ⁶¹ $\theta=0.25$
1.25±0.05			$\theta=0.5$
		-56±2	LEED, TPD, AES; $\theta \sim 0$ ⁶²
		-56±2	TPD, $\theta < 0.15$ ⁶³
1.212		-101	DFT; LDA-VWN ; (6/3/1) cluster ⁶⁴
1.23		-95/-69	Periodic DFT; GGA -PW91/RPBE ⁶⁶ $\theta = 0.25$
1.191	572	-82.7	DFT, cluster model ⁹

^a see ref to Table 8

References to Tables 8-14

- (1) Guo, X.; Hoffman, A.; Yates, J. T. *J. Chem. Phys.* **1989**, *90*, 5787
- (2) Conrad, H.; Ertl, G.; Kupers, J.; Latta, E. *Surf. Sci.* **1977**, *65*, 245
- (3) Imbihl, R.; Demutz, J. E. *Surf. Sci.* **1986**, *173*, 395
- (4) Kolasinski, K. W.; Cemic, F.; Hassebrink, E. *Chem. Phys. Lett.* **1994**, *219*, 113
- (5) Nolan, P. D.; Lutz, B. P.; Tanaka, P. L.; Mullins, C. B. *Surf. Sci.* **1998**, *419*, L107
- (6) Honkala, K.; Laassonen, K. *J. Chem. Phys.* **2001**, *115*, 2297
- (7) Eichler, A. G.; Mittendorfer, F.; Hafner, J. *Phys. Rev. B* **2000**, *62*, 4744
- (8) Hammer, B.; Hansen, L. B.; Norskov, J. K. *Phys. Rev. B* **1999**, *59*, 7413
- (9) German, E. D.; Sheintuch, M. *J. Phys. Chem A* **2005**, *109*, 7957
- (10) Pedio, M.; Becker, L.; Hillert, B.; D'Addato, S.; Haase, J. *Phys. Rev. B* **1990**, *41*, 7462
- (11) Schmidtke, E.; Schwennicke, C.; Pfnur, H. *Surf. Sci.* **1994**, *312*, 301
- (12) Stuckless, J. T.; Wartnaby, C. E.; Al-Sarraf, N.; Dixon-Warren, St. J. B.; Kovar, M.; King, D. A. *J. Chem. Phys.* **1997**, *106*, 2012
- (13) Mendez, M. A.; Oed, W.; Fricke, A.; Hammer, L.; Heinz, K.; Muller, K.; *Surf. Sci.* **1991**, *253*, 99
- (14) Marcus, P. M.; Demuth, J. E.; Jepsen, D. W. *Surf. Sci.* **1975**, *53*, 501
- (15) Yamagishi, S.; Jenkins, S. J.; King, D. A. *Surf. Sci.* **2003**, *543*, 12
- (16) Li, T.; Bhatia, B.; Sholl, D. S. *J. Chem. Phys.* **2004**, *121*, 10241
- (17) Mittendorfen, F.; Eichler, A.; Hafner, J. *Surf. Sci.* **1999**, *433-435*, 756
- (18) Gland, J. L.; Sexton, B.; Fisher, G. B. *Surf. Sci.* **1980**, *95*, 587
- (19) Gland, J. L. *Surf. Sci.* **1980**, *93*, 487
- (20) Winkler, A.; Guo, X.; Siddiqui, H. R.; Hagans, P. L.; Yates, J. T. *Surf. Sci.* **1988**, *201*, 419
- (21) Steininger, H.; Lehwald, S.; Ibach, H. *Surf. Sci.* **1982**, *123*, 1
- (22) Lehwald, S.; Ibach, H.; Steiniger, H. *Surf. Sci.* **1982**, *117*, 342
- (23) Starke, U.; Materer, N.; Barbieri, A.; Doll, R.; Heintz, K.; van Hove, M. A.;

Somorjai, G. A. *Surf. Sci.* **1993**, 287/288, 432

(24) Materer, N.; Starke, U.; Barbieri, A.; Doll, R.; Heinz, K.; van Hove, M. A.; Somorjai, G. A..

Surf. Sci. **1995**, 325, 207

(25) Yeo, Y.Y.; Vattuone, L. King, D. A. *J. Chem. Phys.* **1997**, 106, 392

(26) Outka, D. A.; Stohr, J.; Jark, W.; Stevens, P.; Solomon, J.; Madix, R. J.

Phys. Rev. B **1987**, 35, 4119

(27) Parker, D. H.; Bartram, M. E.; Koel, B. E. *Surf. Sci.* **1989**, 217, 489

(28) Wurth, W.; Stohr, J.; Feulner, P. Pan, X.; Bauchspiese, K. R.; Baba, Y.;

Hundel, E.; Rocker, G.; Meuzel, D. *Phys. Rev. Lett.* **1990**, 65, 2426

(29) Campbell, C. T.; Ertl, G.; Kuipers, H.; Segner, J. *Surf. Sci.* **1981**, 107, 220

(30) Puglia, C.; Nilsson, A.; Hernnas, B.; Karis, O.; Bennich, P.; Martensson, N.

Surf. Sci. **1995**, 342, 119

(31) Zhu, X. Y.; Hatch, S. R.; White, J. M. *J. Chem. Phys.* **1989**, 91, 5011

(32) Eichler, A. G.; Hafner, J. *Phys. Rev. Letts.* **1997**, 79, 4481

(33) Kokalj, A.; Lesar, A.; Hodošček, M., Causa, M. *J. Phys. Chem. B.* **1999**, 103, 7222

(34) Jacob, T.; Muller, R. P.; Goddard III, W. A. *J. Phys. Chem. B* **2003**, 107, 9465

(35) Li, T.; Balbuena, P. *J. Phys. Chem. B* **2001**, 105, 9943

(36) Ford, D. C., Xu, Y.; Mavrikakis, M. *Surf. Sci.* **2005**, 587, 159

(37) Gustafsson, K.; Andersson, S. *J. Chem. Phys.* **2004**, 120, 7750

(38) Wurth, W.; Stohr, J.; Feulner, P.; Pan, X.; Bauchspiess, K. R.; Baba, Y; Hudel, E.;

Rocker, J.; Menzel, D. *Phys. Rev. Lett.* **1990**, 65, 2426

(39) Franz, A. J.; Ranney, J. T.; Jackson, W. B.; Gland, J. L. *J Phys. Chem. B.* **1999**, 103, 4457

(40) Sueyoshi, T.; Sasaki, T.; Iwasawa, Y. *Surf. Sci.* **1996**, 365, 310

(41) Haase, J.; Kuhr, H. J. *Surf. Sci.* **1988**, 203, L695

(42) Habraken, F. H. P.; Kieffer, E. Ph.; Bootsma, G. A.. *Surf. Sci.* **1979**, 83, 45

(43) Dubois, L. H. *Surf. Sci.* **1982**, 119, 399

- (44) Giamello, E.; Fubini, B.; Lauro, P.; Bossi, A. *J. Catal.* **1984**, *87*, 443
- (45) Jiang, L.; Wang, J.; Cai, Z.; Pan, Y.; Zhao, X. *J. Molec. Str. (Theochem.)* **2004**, *710*, 97
- (46) Wang, Z. X.; Tlan, F. H. *J. Phys. Chem. B* **2003**, *107*, 6153
- (47) Xu, Y.; Mavrikakis M. *Surf. Sci.* **2001**, *494*, 131
- (48) Xu, Y.; Mavrikakis M. *Surf. Sci.* **2003**, *538*, 219
- (49) Koper, M.T.; van Santen, R.A. *J. Electroanal. Chem.* **1999**, *472*, 126
- (50) Cornish, J. C. L.; Avery, N. R. *Surf. Sci.* **1990**, *235*, 209
- (51) Davis, J. E.; Nolan, P. D.; Karseboom, S. G.; Mullins, C. B. *J. Chem. Phys.* **1997**, *107*, 943
- (52) Ivanov, V.P.; Boreskov, G.K.; Savchenko, V.J.; Egelhoff, W.F.; Weinberg, W.H. *Surf. Sci.* **1976**, *61*, 207
- (53) Xu, Y.; Mavrikakis, M. *J. Chem. Phys.*, **2002**, *116*, 10846
- (54) Madey, T. K.; Engelhardt, M.A.; Menzel, D. *Surf. Sci.* **1975**, *48*, 304
- (55) Savelieva, G.A.; Speranskaya, G.V.; Popova, N.M. *React. Kinet. Catal. Lett.* **1980**, *13*, 12
- (56) Stampfl, C.; Kreuzer, H. J.; Payne, S.H.; Pfnur, H.; Scheffler, M. *Phys. Rev. Lett.* **1999**, *83*, 2993
- (57) Thomas, G.E.; Weinberg W. H. *J. Chem Phys.*, **1979**, *70*, 954
- (58) Weinberg, W.H., Merrill, R. P. *Surf. Sci.* **1973**, *39*, 206
- (59) Ganduglia-Pirovano, M. V. ; Scheffler, M. *Phys. Rev. B.* **1999**, *59*, 15533
- (60) Wong, K. C. ; Liu, W. ; Mitchell, K. A. R. *Surf. Sci.* **1996**, *360*, 137
- (61) Schwegmann, S. ; Over, H. ; De Renzi, V. ; Ertl, G. *Surf. Sci.* **1997**, *375*, 91
- (62) Thiel, P. A. ; Yates, J. T. ; Weinberg, W.H. *Surf. Sci.* **1979**, *82*, 22
- (63) Petrlinz, K. A. ; Sibener, S. J. *J. Phys.Chem.* **1995**, *99*, 2817
- (64) Chen, M.; Bates, S. P.; van Santen, R. A.; Friend, C. M. *J. Phys. Chem. B.* **1997**, *101*, 10051

- (65) Inderwildi, O. R.; Lebiez, D.; Deutschmann, O; Warnatz, J. *J. Chem. Phys.* **2005**, *122*, 034710
- (66) Mavrikakis, M.; Rempel, J.; Greeley, J.; Hansen, L. B.; Norskov, J. K. *J. Chem. Phys.* **2002**, *117*, 6737
- (67) Wilke, T, Gao, X.; Takoudis, G.; Weaver, M. J. *Langmuir*, **1991**, *7*, 714
- (68) Stampfl, C.; Scheffler, M. *Phys. Rev. B.* **1996**, *54*, 2868
- (69) Stampfl, C.; Schwegmann, S.; Over, H.; Scheffler, Ertl, G. *Phys. Rev. Lett*, **1996**, *77*, 3371

III. Carbon dioxide adsorption on (111) metals

Table 15. Data compiled from published works and our data calculated in terms of cluster models characterizing of carbon dioxide adsorption on (111) transition metals [†]

Structure of cluster and references to published data	E_{ads}	d/x	r/y	A1 / A2 / A3	$\omega(\text{C-O}_{(1)})/\omega(\text{C-O}_{(2)})/\omega(\text{M-CO}_2)$
Ni(7/3): $b-b^a$	-13.3	1.943/1.813	1.311/1.209	110/110/130	1148/1740/429
Ni(7/6/3): $b-b^a$	-12.7	1.939/1.822	1.299/1.211	110/110/119	1088/1742/403
Ni(10/5): $b-b^a$	-5.7	1.964/1.878	1.280/1.210	107/107/134	1110/1761/360
Ni(7/6/3): $b-h^a$	-18.8	1.885/1.740	1.358/1.203	113/105/128	934/1754/421
Ref 2 ^b	-6.5				
Ref 3 ^d	7		1.224/1.203		
Cu(7/6/3): $b-h$					
Ref 2 ^b	-5.3				
Ref 4 ^e	-4 to -5				
Rh(7/3): $b-b^a$	-5.3	2.104/1.959	1.300/1.210	111/111/130	1052/1742/339
Rh(7/6/3): $b-b^a$	-4.3	2.071/1.946	1.307/1.209	110/110/121	1061/1741/368
Rh(7/6/3): $b-h^a$	-15.7	2.035/1.859	1.371/1.201	114/107/128	880/1761/390
Ref 2 ^b	-5.2				
Refs 5, 6 ^e	-6 to -7				
Ir(7/3): $b-b^a$	9.2	2.122/1.983	1.336/1.203	111/111/126	950/1756/350
Ir(7/6/3): $b-b^a$	-3.1	2.106/1.991	1.336/1.205	110/110/121	990/1753/388
Ir(7/6/3): $b-h^a$	-14.3	2.051/1.902	1.432/1.194	112/105/134	656/1809/348
Ref 2 ^b	-4.3				
Pd(7/3): $b-b^a$	3.3	2.181/2.066	1.232/1.199	109/109/144	1180/1031/non-identif.
Pd(7/6/3): $b-b^a$	0.9	2.114/1.986	1.263/1.192	110/110/113	1140/1843/278
Pd(7/6/3): $b-h^a$	-1.9	2.051/1.866	1.307/1.197	114/108/120	1026/1808/320
Ref 7 ^c	-1.8				
Ref 2 ^b	-3.8				
Refs 8, 9 ^e	-6 to -7				
Ref 10 ^f	5	2.049	1.279/1.211	114/114/133	1140/1782/?

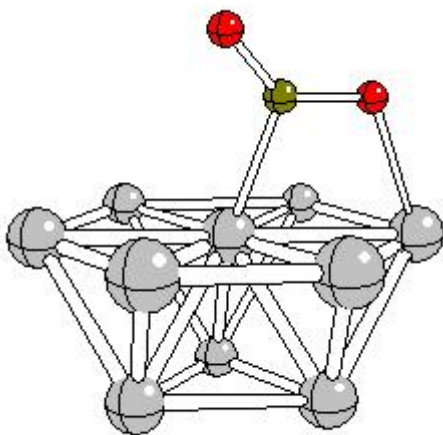
Pt(7/3):	$b-b$ ^a	10.3	2.197/2.055	1.277/1.197	112/112/135	1085/1832/197
Pt(7/6/3):	$b-h$ ^a	15.8	2.052/1.872	1.364/1.193	114/108/126	894/1811/ non-identif.
Ref 2	^b	-3.6				
Refs 11, 12	^e	-2.5 to -7				

[†] DFT method as implemented in Gaussian 03¹ was employed. Calculations were performed in terms of cluster models with the use of B3LYP functional; the basis set used for metal atoms is a LANL set for the effective core potentials of double- ζ type (LANL2DZ). For oxygen and carbon, the cc-pVDZ basis set was used. $b-b$ and $b-h$ denote *bond-bond* (Figs. 1a, b, and c) and *bond-hollow* (Fig. 1d) complexes, respectively. Denotations of the geometric characteristics are shown in Fig.2; (m/n/k) denotes three-layer cluster, (m/n) denotes two-layer cluster; E_{ads} in kcal/mol, d , y_1 and y_2 in Å, angles A1, A2 and A3 in degrees, and frequencies ω in cm^{-1} ; ^a our cluster calculation; ^b semi-empirical estimation using approach of Ref 13; ^c periodic DFT calculations for $b-h$ configuration; ^d periodic DFT calculations for $b-b$ configuration; ^e experimental estimation; ^f DFT calculation using two-layer cluster Pd(10/5) for $b-b$ configuration; basis set for CO₂ is 6-311⁺⁺g(2d).

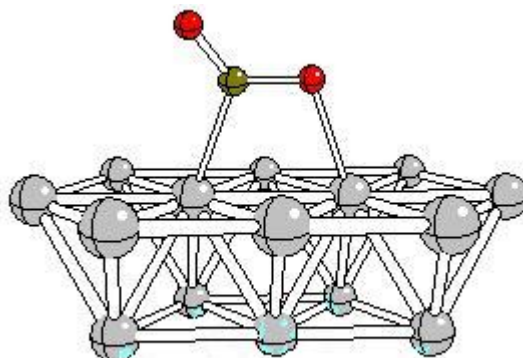
References to Table 15

- (1) Frisch, M. J et al, *Gaussian 03, Revision B.05*. Gaussian, Inc., Pittsburgh PA, **2003**.
- (2) Hei, M. J. ; Chen, H. B. ; Yi, J. ; Lin, Y. J. ; Lin , Y. Z. ; Wei, G.; Liao, D.W. *Surf. Sci.* **1998**, *417*, 82
- (3) Wang, S.-G. ; Cao, D.-B. ; Li, Y.-W. ; Wang, J.; Jiao, H. *J. Phys. Chem. B.* **2005**, *109* , 18956
- (4) Hadden, R.A.; Vandervell, H.D.; Waughy, K.C. Webb, G. In Philips, M.J.; Ternan, M. (Eds), *Proc. 9th Int. Cong. Catalysis*, The Chemical Institute of Canada, Ottawa, **1988**, *4*, 1835 (cit from Ref 2)
- (5) Brown, L. S.; Sibener, S. J. *J. Chem. Phys.* **1989**, *90* , 2807
- (6) Matsushima, T. ; Matsui, T. ; Hashimoto, M. *J. Chem. Phys.* **1984**, *81*, 5151
- (7) Salo, P.; Honkala, K.; Alatalo, M.; Laasonen K., *Surf. Sci.* **2002**, *516*, 247
- (8) Matsushima, T. *Surf. Sci.* **1983**, *127*, 403
- (9) Matsushima, T. ; Asada, H. *J. Chem. Phys.* **1986**, *85*, 1658
- (10) Habas, M.-P.; Mele, F. ; Sodupe, M. Illas, F. *Surf. Sci.* **1999**, *431*, 208
- (11) Matsushima, T. *J. Phys. Chem.* **1987**, *91*, 6192
- (12) Campbell, C. T.; Ertl, G.; Kuipers, H.; Segner, J., *J. Chem. Phys.* **1980**, *73* , 5862
- (13) Shustorovich, E.; *Surf. Sci.* **1988**, *205*, 336

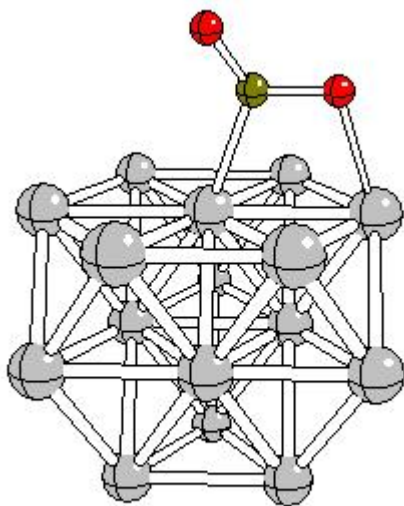
Figures 1a-d. Cluster models used for calculations of the CO₂ chemisorption on (111) metals



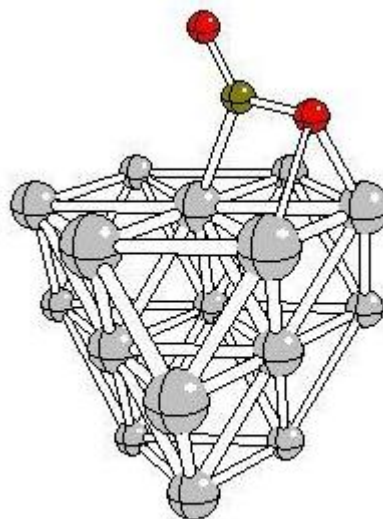
a



b



c



d

Figure 2. Structure characteristics of a chemisorbed CO_2 molecule

