

Organocatalytic Sequential α -Amination-Horner-Wadsworth-Emmons Olefination of Aldehydes: Enantioselective Synthesis of γ -Amino- α,β -Unsaturated Esters

Shriram P. Kotkar, Vilas B. Chavan and Arumugam Sudalai

Chemical Engineering and Process Development Division, National
Chemical Laboratory, Pashan Road, Pune 411008, India
a.sudalai@ncl.res.in

Supporting Information

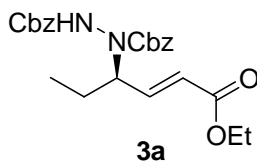
General Information

Solvents were purified and dried by standard procedures before use; petroleum ether of boiling range 60–80 °C was used. Melting points are uncorrected. Optical rotations were measured using sodium D line on a JASCO-181 digital polarimeter. Infrared spectra were recorded on Shimadzu FTIR-8400 spectrometer. ¹H NMR and ¹³C NMR were recorded on Bruker AV-200 and AV-400 NMR spectrometers, respectively. Elemental analysis was carried on a Carlo Erba CHNS-O analyzer. HPLC was performed on Dionex P680 with variable wavelength detector using Chiracel OD-H column from Diacel.

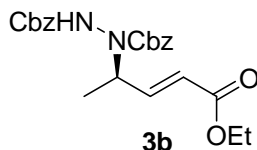
General experimental procedure for sequential α -amination/ Horner-Wadsworth-Emmons olefination:

To a cooled solution of dibenzyl azodicarboxylate (DBAD) (328 mg, 1 mmol) and L-proline (11.5 mg, 10 mol%) in CH₃CN (10 mL) at 0 °C was added *n*-butyraldehyde (87 mg, 1.2 mmol) and the mixture was stirred for 2h at 0 °C and further for 1 h at 10 °C. This was followed by addition of lithium bromide (130 mg, 1.5 mmol), triethyl phosphonoacetate (336 mg, 1.5 mmol) and DBU (152 mg, 1 mmol) in that sequence and the whole mixture was stirred at 5 °C for 45 min. It was then quenched with aq. ammonium chloride solution and extracted with ethyl acetate (3 × 20 mL). The combined organic layers were washed with brine, dried over anhyd. Na₂SO₄ and concentrated under

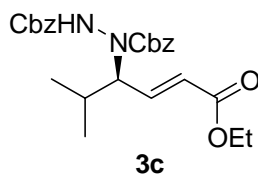
reduced pressure to give the crude product **3a**, which was then purified by flash column chromatography (packed with silica gel 60-120 mesh) using petroleum ether and ethyl acetate as eluents to afford the pure product.



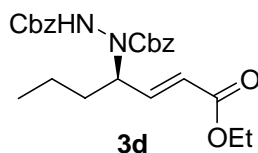
3a, Viscous liquid; Yield: 84%; HPLC: Chiracel OD-H column (2-Propanol: *n*-Hexane = 4:96, flow rate 1.0 mL/min, $\lambda = 260$ nm). Retention time (min): 40.15 (major) and 54.95 (minor). The racemic standard was prepared in the same way with DL-proline as a catalyst, ee 99%; $[\alpha]_D^{25} +10$ (*c* 1.0, CHCl₃). IR (CHCl₃) ν 3389, 3020, 2926, 2852, 1758, 1715, 1289, 1215, 1041, 757 cm⁻¹; ¹H NMR (200 MHz, CDCl₃) δ 0.94 (m, 3H), 1.25 (t, *J* = 7 Hz, 3H), 1.62 (m, 2H), 4.13 (q, *J* = 7.2 Hz, 2H), 4.64 (m, 1H), 5.11 (m, 4H), 5.85 (d, *J* = 15.5 Hz, 1H), 6.86 (m, 2H), 7.28 (m, 10H); ¹³C NMR (50 MHz, CDCl₃): δ 10.42, 13.90, 23.88, 60.32, 64.70, 67.45, 68.01, 122.25, 127.48, 127.87, 128.25, 144.77, 155.53, 156.56, 166.09; Analysis: C₂₄H₂₈N₂O₆ requires C, 65.44; H, 6.41; N, 6.36; found C, 65.25; H, 6.28; N, 6.59%.



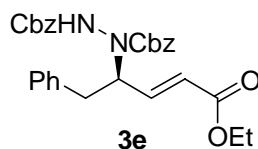
3b, Colorless solid; mp: 80 °C; Yield: 83%; HPLC: Chiracel OD-H column (2-Propanol: *n*-Hexane = 6:94, flow rate 1.0 mL/min, $\lambda = 260$ nm). Retention time (min): 24.39 (minor) and 31.49 (major), ee 92%; $[\alpha]_D^{25} +5$ (*c* 1.0, CHCl₃). IR (CHCl₃) ν 3301, 3020, 1750, 1713, 1407, 1285, 1216, 1029, 758 cm⁻¹; ¹H NMR (200 MHz, CDCl₃) δ 1.22 (t, *J* = 7.2 Hz, 3H), 1.30 (d, *J* = 6.8 Hz, 3H), 4.11 (q, *J* = 7.2 Hz, 2H), 5.12 (m, 5H), 5.83 (d, *J* = 16.1 Hz, 1H), 6.85-6.96 (dd, *J* = 15.7, 5.3 Hz, 1H), 7.08 (s, 1H), 7.29 (m, 10H); ¹³C NMR (50 MHz, CDCl₃): δ 14.02, 16.25, 54.21, 60.40, 66.55, 68.14, 121.84, 127.72, 127.95, 128.14, 128.35, 135.57, 146.50, 152.21, 156.61, 166.11; Analysis: C₂₃H₂₆N₂O₆ requires C, 64.78; H, 6.15; N, 6.57; found C, 64.59; H, 6.27; N, 6.59%.



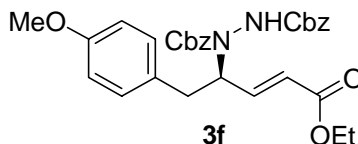
3c, Viscous liquid; Yield: 80%; HPLC: Chiracel OD-H column (2-Propanol: *n*-Hexane = 3:97, flow rate 1.0 mL/min, $\lambda = 260$ nm). Retention time (min): 43.39 (major) and 47.94 (minor), ee 92%; $[\alpha]_D^{25} +2$ (*c* 1.0, CHCl₃). IR (CHCl₃) ν 3584, 3295, 3020, 2964, 1753, 1713, 1406, 1286, 1216, 1043, 756 cm⁻¹; ¹H NMR (200 MHz, CDCl₃) δ 0.84 (d, *J* = 6.7, 3H), 1.0 (m, 3H), 1.27 (t, *J* = 7 Hz, 3H), 1.98 (m, 1H), 4.16 (q, *J* = 7.1 Hz, 2H), 4.33 (m, 1H), 5.14 (m, 4H), 5.90 (d, *J* = 15.6 Hz, 1H), 6.45 (s, 1H), 6.77-6.89 (dd, *J* = 15.7, 9.1 Hz, 1H), 7.31 (m, 10H); ¹³C NMR (50 MHz, CDCl₃): δ 14.19, 19.55, 20.00, 29.31, 60.53, 65.52, 67.79, 68.32, 124.26, 127.85, 128.52, 135.73, 143.62, 155.84, 156.54, 166.20; Analysis: C₂₅H₃₀N₂O₆ requires C, 66.06; H, 6.65; N, 6.16; found C, 66.17; H, 6.61; N, 6.31%.



3d, Colorless solid; mp: 72 °C; Yield: 85%; HPLC: Chiracel OD-H column (2-Propanol: *n*-Hexane = 3:97, flow rate 1.0 mL/min, $\lambda = 260$ nm). Retention time (min): 25.79 (minor) and 28.42 (major), ee 95%; $[\alpha]_D^{25} +8$ (*c* 1.0, CHCl₃). IR (CHCl₃) ν 3295, 2936, 2962, 1714, 1407, 1281, 1216, 1042, 756 cm⁻¹; ¹H NMR (200 MHz, CDCl₃) δ 0.90 (m, 3H), 1.25 (t, *J* = 7.1 Hz, 3H), 1.53-1.77 (m, 4H), 4.13 (q, *J* = 7.2 Hz, 2H), 4.77 (m, 1H), 5.11 (m, 4H), 5.85 (d, *J* = 15.5 Hz, 1H), 6.74 (s, 1H), 6.78-6.86 (dd, *J* = 16.1, 7.2 Hz, 1H), 7.28 (m, 10H); ¹³C NMR (50 MHz, CDCl₃): δ 13.61, 13.99, 19.01, 32.77, 58.38, 60.26, 67.43, 68.02, 122.59, 127.63, 127.79, 128.26, 135.58, 145.16, 155.42, 156.51, 166.01; Analysis: C₂₅H₃₀N₂O₆ requires C, 66.06; H, 6.65; N, 6.16; found C, 66.27; H, 6.46; N, 6.35%.



3e, Colorless solid; mp 92 °C; Yield: 88%; HPLC: Chiracel OD-H column (2-Propanol: *n*-Hexane = 6:94, flow rate 1.0 mL/min, λ = 260 nm). Retention time (min): 49.18 (minor) and 55.55 (major), ee 99%; $[\alpha]_D^{25}$ +8.5 (*c* 1.0, CHCl₃). IR (CHCl₃) ν 3387, 3020, 1759, 1715, 1285, 1215, 1044, 758 cm⁻¹; ¹H NMR (200 MHz, CDCl₃) δ 1.25 (t, *J* = 7.1 Hz, 3H), 2.91-3.10 (m, 2H), 4.12 (q, *J* = 7.3 Hz, 2H), 5.16 (m, 5H), 5.83 (d, *J* = 15.4 Hz, 1H), 6.48 (s, 1H), 6.88-7.0 (dd, *J* = 15.7, 6.7 Hz, 1H), 7.21-7.29 (m, 15H); ¹³C NMR (50 MHz, CDCl₃): δ 14.09, 37.51, 60.32, 61.87, 67.76, 68.13, 123.11, 126.67, 127.77, 128.08, 128.36, 128.40, 128.53, 128.93, 135.51, 136.80, 143.99, 155.18, 156.55, 165.79; Analysis: C₂₉H₃₀N₂O₆ requires C, 69.31; H, 6.02; N, 5.57; found C, 69.25; H, 6.12; N, 5.43%.

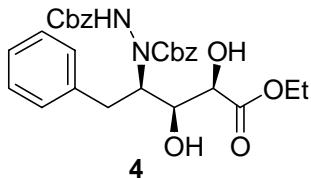


3f, Colorless solid; mp 78 °C; Yield: 88%; HPLC: Chiracel OD-H column (2-Propanol: *n*-Hexane = 3:97, flow rate 1.0 mL/min, λ = 260 nm). Retention time (min): 69.9 (minor) and 83.0 (major), ee 99%; $[\alpha]_D^{25}$ +4 (*c* 1.0, CHCl₃). IR (CHCl₃) ν 3384, 3020, 1753, 1715, 1513, 1249, 1216, 1038, 757 cm⁻¹; ¹H NMR (200 MHz, CDCl₃) δ 1.27 (t, *J* = 7.2 Hz, 3H), 2.90 (m, 2H), 3.76 (s, 3H), 4.13 (q, *J* = 7.2 Hz, 2H), 5.07 (m, 5H), 5.84 (d, *J* = 16.2 Hz, 1H), 6.30 (s, 1H), 6.73 (d, *J* = 8.4 Hz, 2H), 6.87-6.99 (dd, *J* = 16.2, 7.1 Hz, 1H), 7.05 (m, 2H), 7.30 (m, 10H); ¹³C NMR (50 MHz, CDCl₃): δ 14.06, 36.64, 54.89, 60.26, 60.65, 67.69, 68.15, 113.92, 123.02, 127.73, 128.04, 128.32, 128.69, 129.87, 135.54, 144.12, 155.19, 156.52, 158.25, 165.79; Analysis: C₃₀H₃₂N₂O₇ requires C, 67.66; H, 6.06; N, 5.26; found C, 67.46; H, 6.16; N, 5.13%.

Experimental Procedure for Dihydroxylation:

To a solution of olefin **3e** (1 g, 2 mmol) and NMO (0.702 g, 6 mmol, 3 equiv.) in 20 mL THF-H₂O (1:1) at 0 °C, was added OsO₄ (25.4 mg, 0.1 M in toluene, 5 mol%) and the reaction mixture was stirred at the same temperature for 12 h and at 25 °C for 6 h. The reaction was quenched with sodium bisulfite (0.5 g), diluted with water and extracted with ethyl acetate (3 × 50 mL). The combined organic layers were washed with brine, dried over anhydrous Na₂SO₄ and concentrated under reduced pressure to give crude

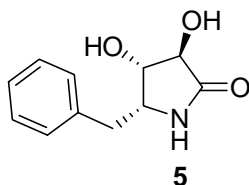
product, which was then purified by flash column chromatography using petroleum ether: ethyl acetate (40:60) to afford pure diol **4**.



4, Colorless solid; mp: 80 °C; Yield: 92%; $[\alpha]_D^{25} +16$ (*c* 1.0, CHCl₃). IR (CHCl₃) ν 3390, 3218, 3020, 2929, 2400, 1667, 1427, 1215, 1075, 923, 758 cm⁻¹; ¹H NMR (200 MHz, CDCl₃) δ 1.25 (t, *J* = 7 Hz, 3H), 2.51-2.77 (m, 2H), 3.87 (m, 1H), 4.13-4.24 (q, *J* = 7 Hz, 2H), 4.30 (m, 1H), 4.62-4.96 (m, 5H), 6.94-7.38 (m, 15H); ¹³C NMR (50 MHz, CDCl₃): δ 12.62, 31.81, 58.89, 61.61, 65.38, 65.56, 69.38, 69.66, 124.32, 125.44, 125.55, 125.95, 126.07, 126.32, 126.55, 126.77, 127.57, 127.76, 134.35, 134.65, 154.61, 170.75; Analysis: C₂₉H₃₂N₂O₈ requires C, 64.91; H, 6.01; N, 5.22; found C, 64.55; H, 6.15; N, 5.18%.

Synthesis of (3*R*, 4*S*, 5*R*)-5-benzyl-3,4-dihydroxypyrrolidine-2-one (**5**):

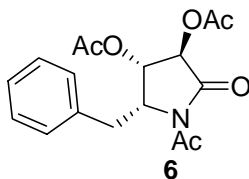
5: The solution of diol **4** (0.804 mg, 1.5 mmol) in MeOH (20 mL) and acetic acid (10 drops) was treated with Raney nickel (3 g, excess) under H₂ (80 psig) atmosphere for 24 h. The reaction mixture was filtered over celite and concentrated to give crude aminodiol which on stirring in EtOH at 50 °C for 5h cyclized to product **5** (purified by flash chromatography using ethyl acetate as eluent).



5, Colorless solid; mp: 180 °C; Yield: 65%; $[\alpha]_D^{25} +106$ (*c* 1.0, CHCl₃). IR (nujol) ν 3320, 2918, 2854, 1668, 1461, 1377, 1112, 721 cm⁻¹; ¹H NMR (200 MHz, CDCl₃ + DMSO-*d*₆) δ 2.55 (m, 1H), 2.97-3.07 (dd, *J* = 4.6, 13.7 Hz, 1H), 3.71 (m, 1H), 3.79 (d, *J* = 7.4 Hz, 1H), 4.09 (t, *J* = 7.2 Hz, 1H), 7.24 (m, 5H), 7.61 (s, 1H); ¹³C NMR (50 MHz, CDCl₃+DMSO-*d*₆): δ 35.06, 54.82, 72.35, 73.64, 124.76, 124.91, 128.28, 137.43, 173.22;

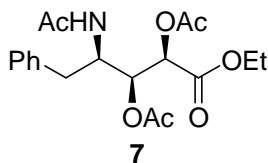
Analysis: C₁₁H₁₃NO₃ requires C, 63.76; H, 6.32; N, 6.76; found C, 63.56; H, 6.67; N, 6.88%.

Synthesis of triacetate derivative (6): Acetylation was carried out by treating **5** (207 mg, 1 mmol) with triethyl amine (404 mg, 4 mmol), acetic anhydride (408 mg, 4 mmol) and cat. DMAP in CH₂Cl₂ (8 mL) for 2 h. The crude product was purified by flash column chromatography using pet ether: ethyl acetate (80:20) to afford pure **6**.



6, Colorless solid; mp: 105 °C; Yield: 94%; $[\alpha]_D^{25} +44$ (*c* 1.0, CHCl₃). IR (CHCl₃) ν 3031, 1751, 1703, 1373, 1215, 1074, 756 cm⁻¹; ¹H NMR (200 MHz, CDCl₃) δ 1.94 (s, 3H), 2.12 (s, 3H), 2.56 (s, 3H), 2.98 (dd, *J* = 14.2, 2.6 Hz 2H), 3.08 (dd, *J* = 14.2, 7.8, 2H), 4.97 (dt, *J* = 7.9, 2.8 Hz, 1H), 5.34 (d, *J* = 9.8 Hz, 1H), 5.41 (dd, *J* = 8, 9.7 Hz, 1H), 7.21-7.33 (m, 5H); ¹³C NMR (50 MHz, CDCl₃): δ 20.36, 25.72, 33.96, 54.57, 71.11, 72.31, 127.10, 128.58, 129.70, 135.94, 167.08, 169.50, 169.82, 170.08; Analysis: C₁₇H₁₉NO₆ requires C, 61.25; H, 5.75; N, 4.20; found C, 61.59; H, 5.40; N, 4.41%.

Synthesis of triacetate 7: Hydrogenation of **4** was carried out using the same procedure as described for **5**, followed by direct acetylation (as described for **6**) using acetic anhydride and triethyl amine gave crude **7** which was purified by flash column chromatography using ethyl acetate as eluent.

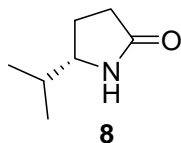


7, Colorless solid; mp: 85 °C; Yield: 77%; $[\alpha]_D^{25} +30.18$ (*c* 1.0, MeOH); IR (CHCl₃) ν 3019, 1750, 1677, 1513, 1373, 1215, 1047, 756 cm⁻¹; ¹H NMR (200 MHz, CDCl₃) δ 1.23 (t, *J* = 7.1, 3H), 1.90 (s, 3H), 2.06 (s, 3H), 2.14 (s, 3H), 2.77 (m, 2H), 4.14 (m, 2H), 4.57 (m, 1H), 5.22 (d, *J* = 3.6 Hz, 1H), 5.33 (dd, *J* = 3.5, 5.7 Hz, 1H), 5.69 (d, *J* = 9.3 Hz, 1H), 7.14-7.29 (m, 5H); ¹³C NMR (50 MHz, CDCl₃): δ 13.98, 20.40, 20.51, 23.13, 38.08, 50.55, 61.89, 71.14, 71.66, 126.94, 128.62, 129.17, 136.31, 166.75, 169.18, 169.62,

169.89; Analysis: C₁₉H₂₅NO₇ requires C, 60.15; H, 6.64; N, 3.69; found C, 60.28; H, 6.78; N, 3.52%.

Synthesis of (S)-5-isopropylpyrrolidin-2-one (8):

Hydrogenation of **3c** was carried out using the same procedure described for **5** followed by cyclization in EtOH furnished crude **8** which was purified by flash chromatography (ethyl acetate).



8, Colorless solid; mp: 65 °C; Yield: 70%; $[\alpha]_D^{25}$ -16.5 (*c* 2.0, CH₂Cl₂) [lit²¹ $[\alpha]_D^{25}$ -18.2 (*c* 2.0, CH₂Cl₂)]. IR (CHCl₃) ν 3220, 2966, 1697, 1458, 1388, 1271, 754 cm⁻¹; ¹H NMR (200 MHz, CDCl₃) δ 0.89 (d, *J* = 6.7 Hz, 3H), 0.94 (d, *J* = 6.7 Hz, 3H), 1.62 (p, *J* = 6.8 Hz, 1H), 1.77 (m, 1H), 2.11-2.38 (m, 3H), 3.38 (q, *J* = 6.9 Hz, 1H), 7.53 (brs, 1H); ¹³C NMR (50 MHz, CDCl₃): δ 18.04, 18.65, 24.51, 30.58, 33.45, 60.79, 179.16; Analysis: C₇H₁₃NO requires C, 66.10; H, 10.3; N, 11.01; found C, 65.57; H, 10.33; N, 11.4%.

SPECTRA

