

Cover page for Supporting Information

Title: Cycloaddition Reactions of 1-Lithio-1,3-dienes with Aromatic Nitriles Affording Multiply Substituted Pyridines, Pyrroles and Linear Butadienyl imine

Authors: Congyang Wang,[†] Zihui Wang,[†] Lantao Liu,[‡] Chao Wang,[†] Guangzhen Liu,[†] and Zhenfeng Xi^{*,†,§}

Affiliations: Beijing National Laboratory for Molecular Sciences (BNLMS), Key Laboratory of Bioorganic Chemistry and Molecular Engineering of Ministry of Education, College of Chemistry, Peking University, Beijing 100871, China, and Institute of Chemistry, Chinese Academy of Sciences, Beijing 100080, China, and State Key Laboratory of Organometallic Chemistry, Shanghai Institute of Organic Chemistry, Chinese Academy of Sciences, Shanghai 200032, China

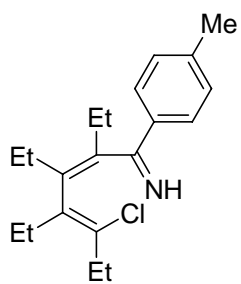
CONTENTS

1) Copies of ¹H NMR and ¹³C NMR spectra for all new compounds.

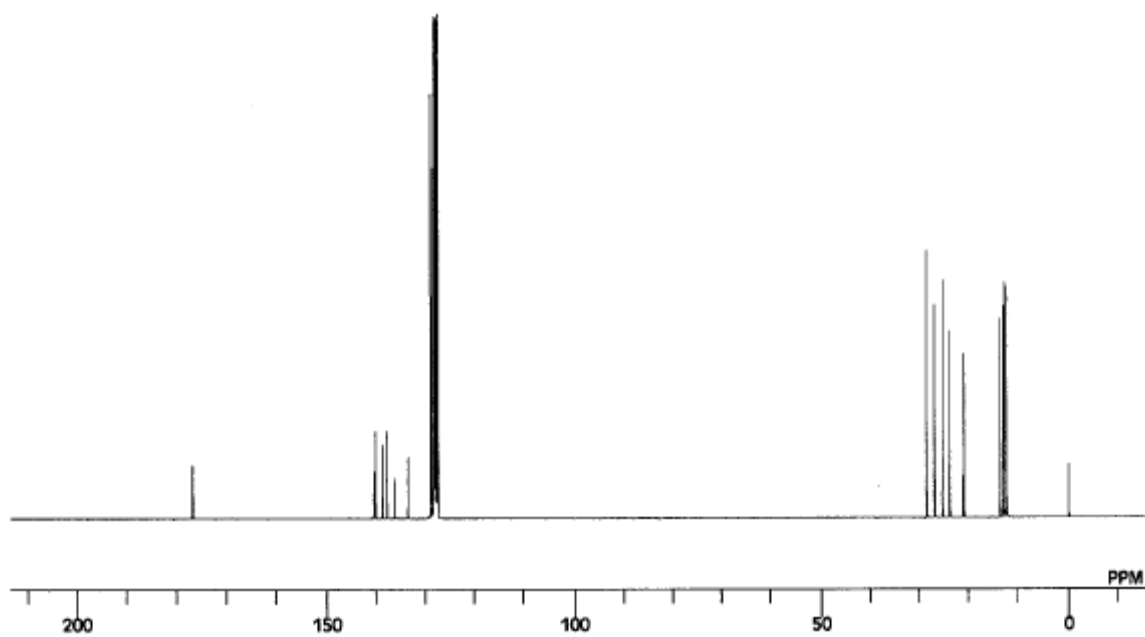
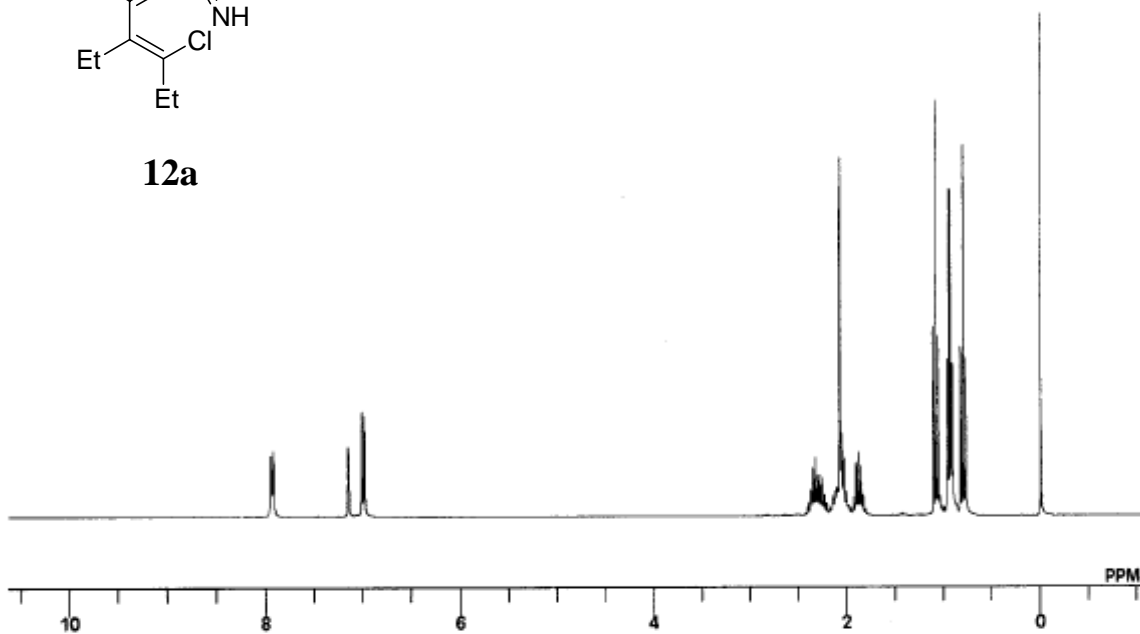
Pages: S1 ~ S23

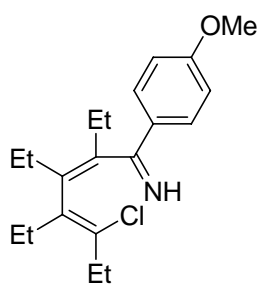
2) General Experimental Methods and Characterization Data.

Pages: S24 ~ S27

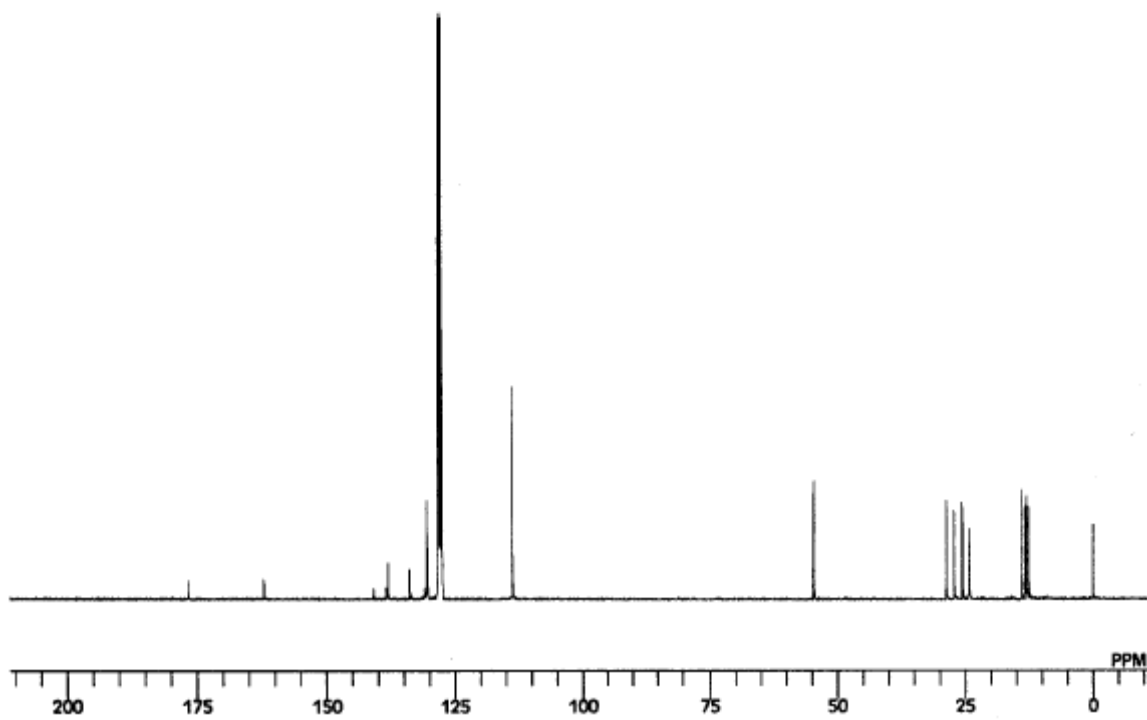
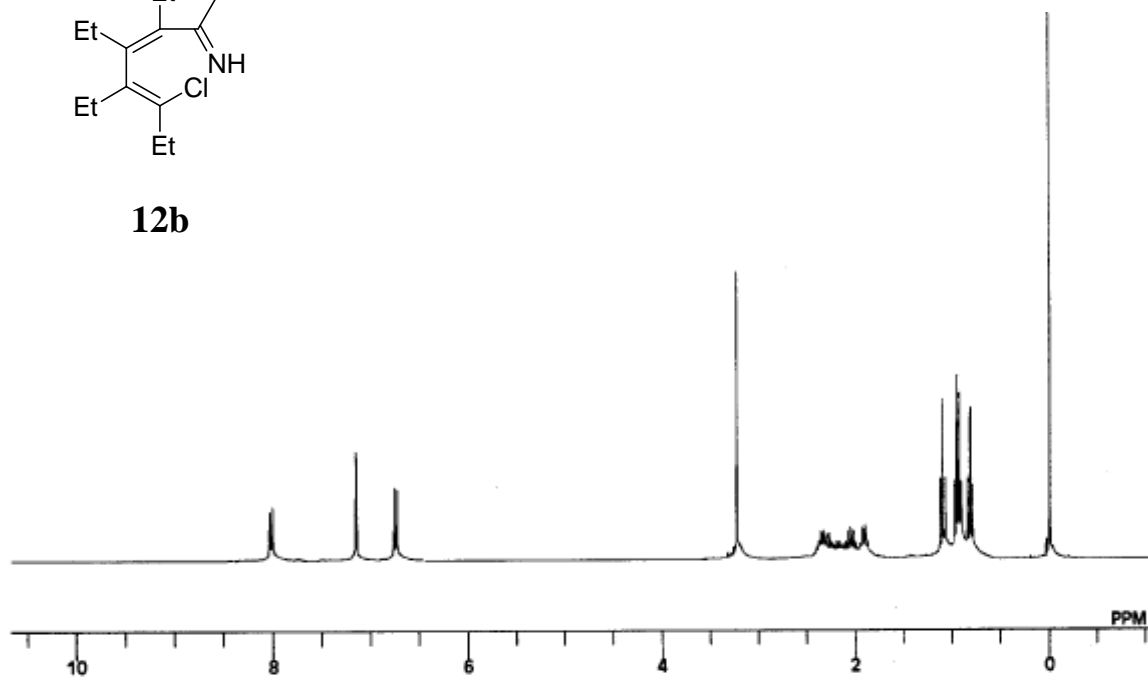


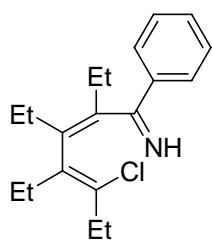
12a



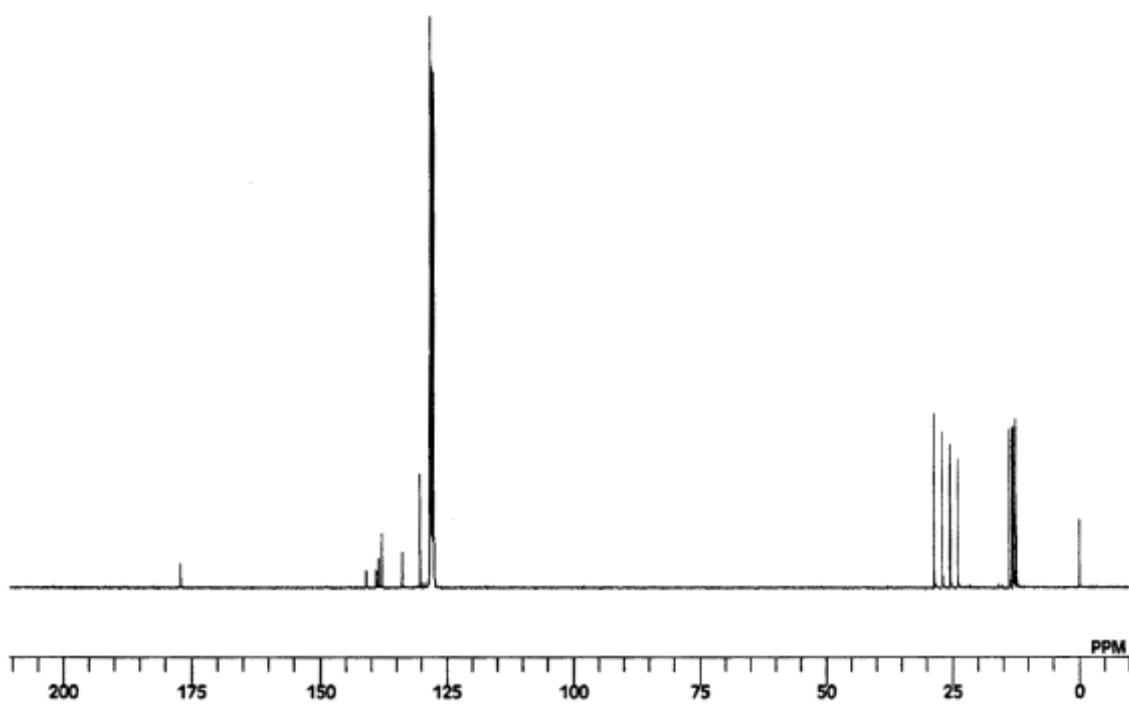
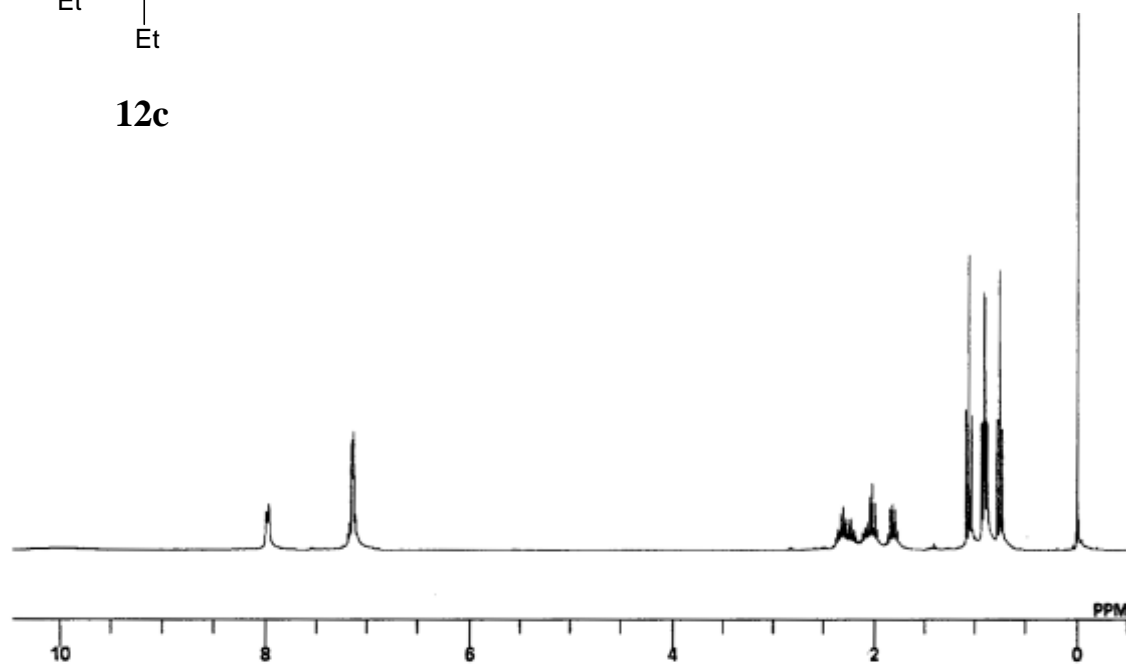


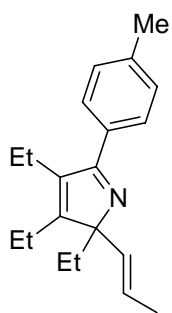
12b



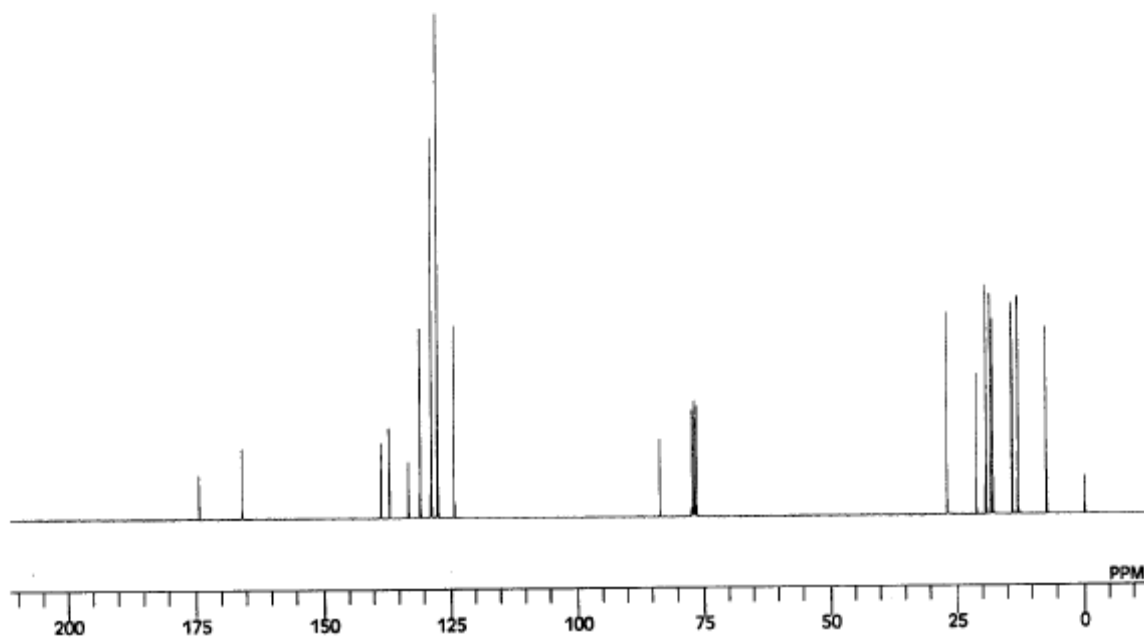
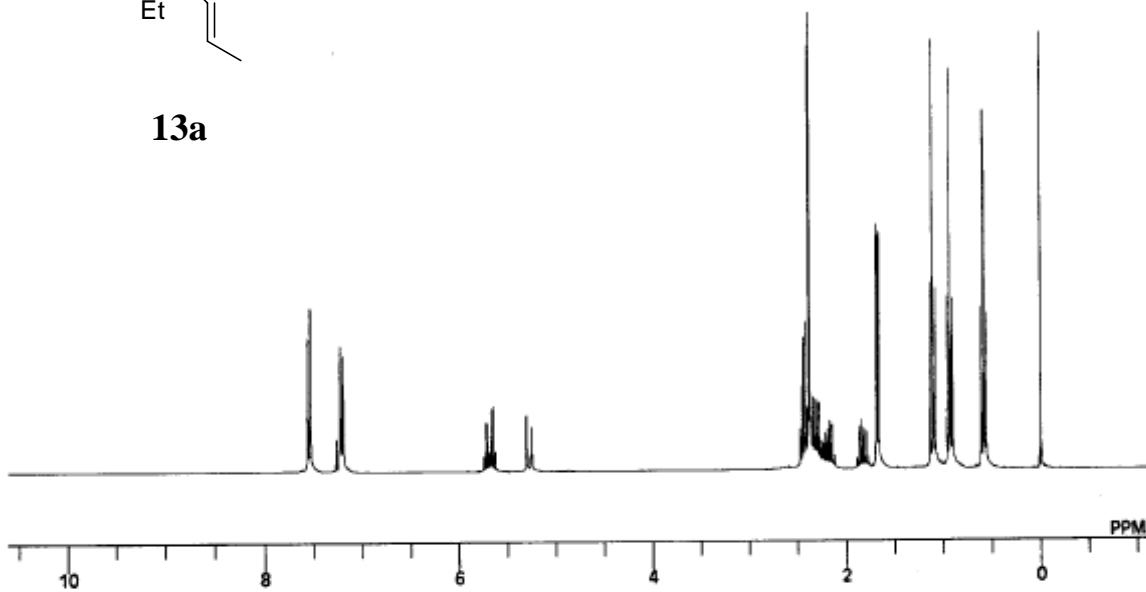


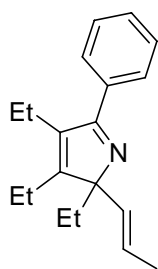
12c



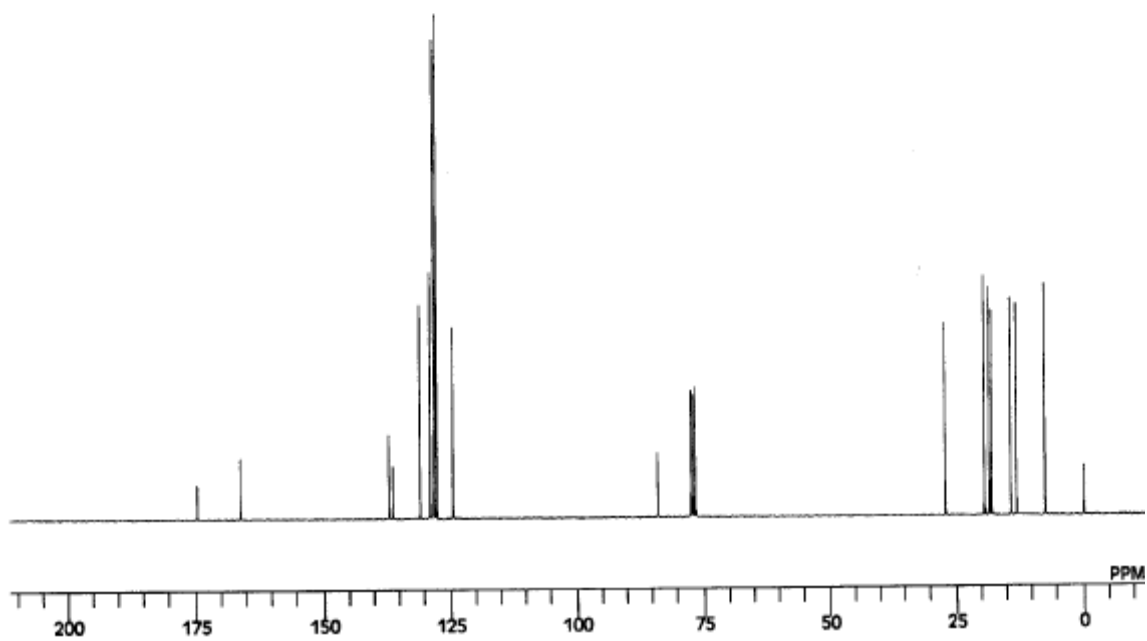
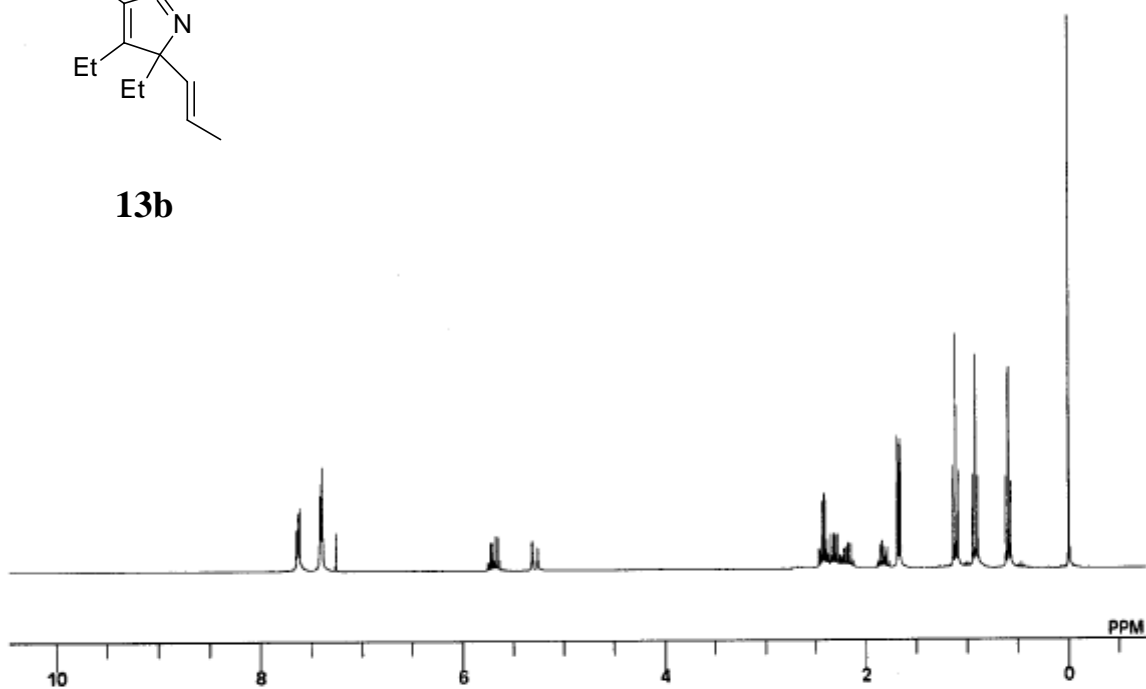


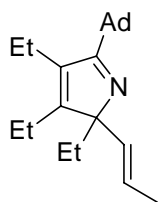
13a



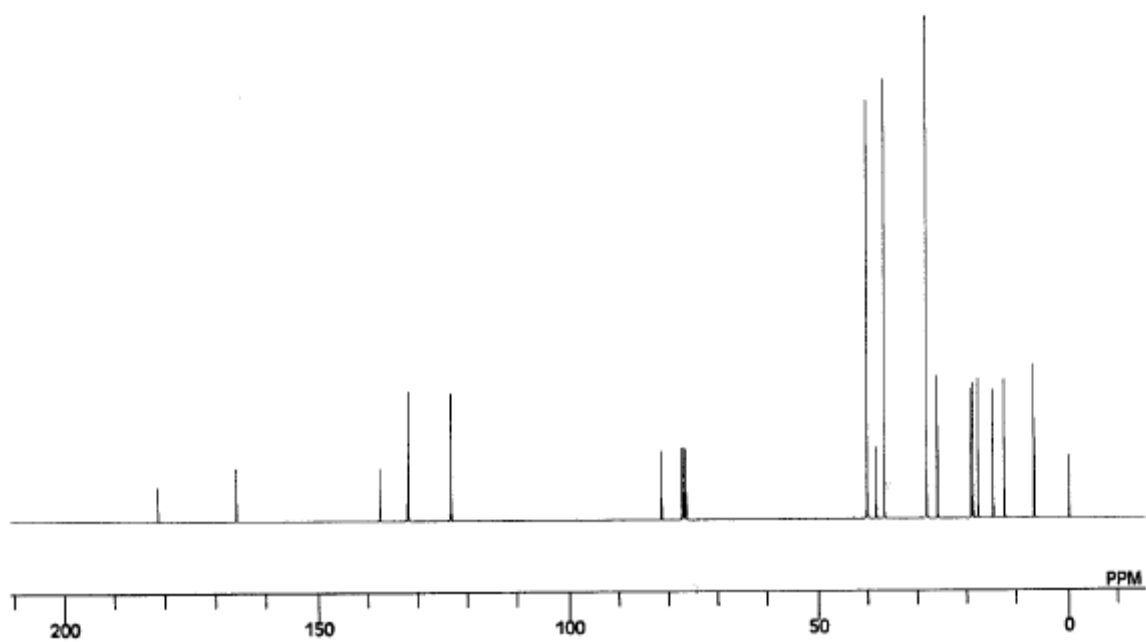
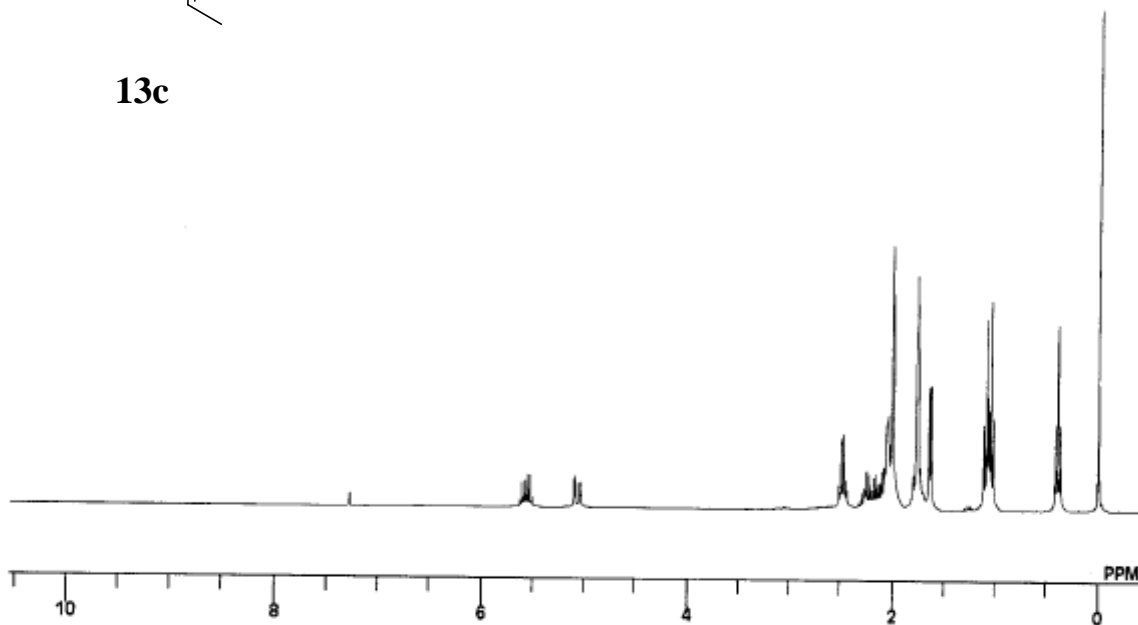


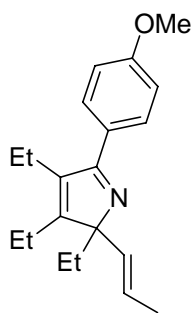
13b



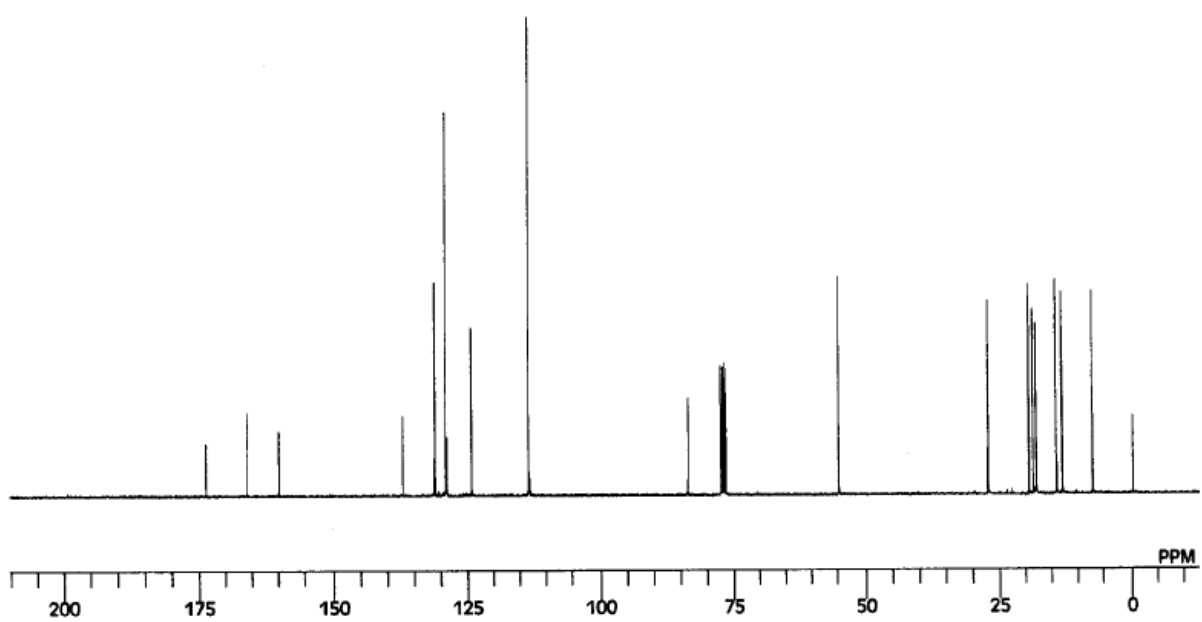
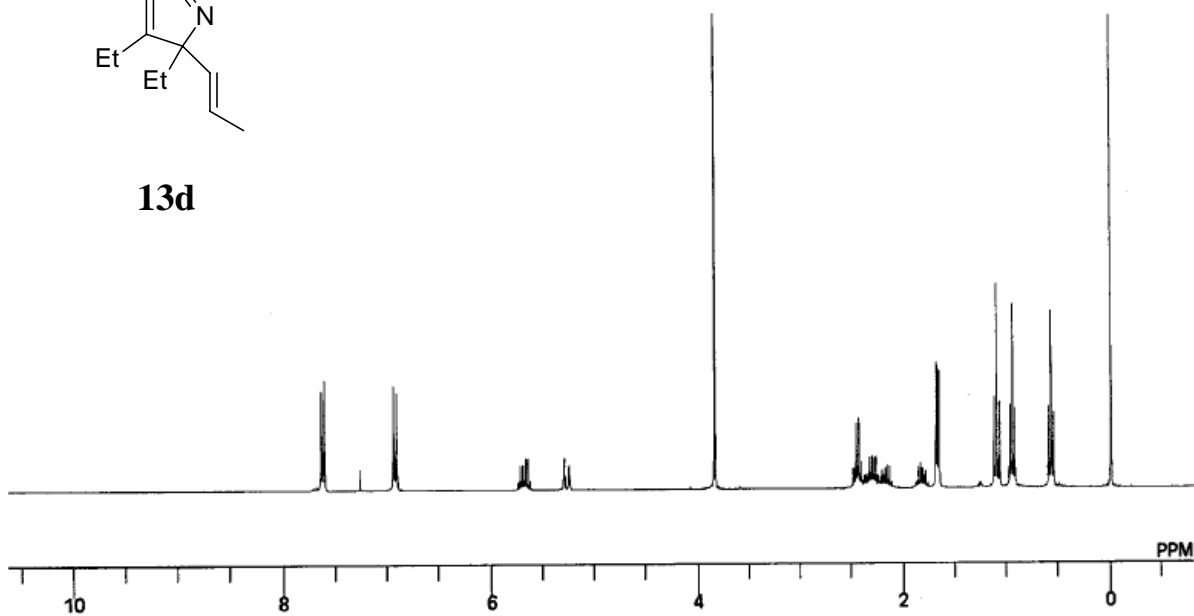


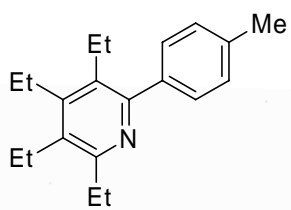
13c



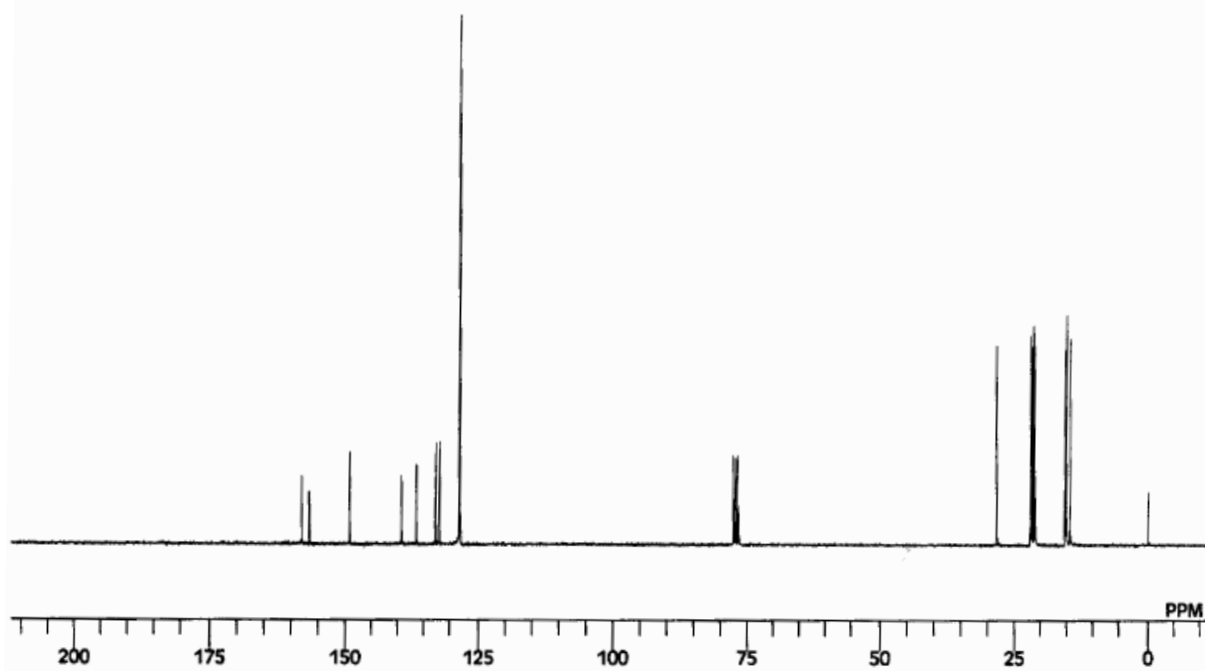
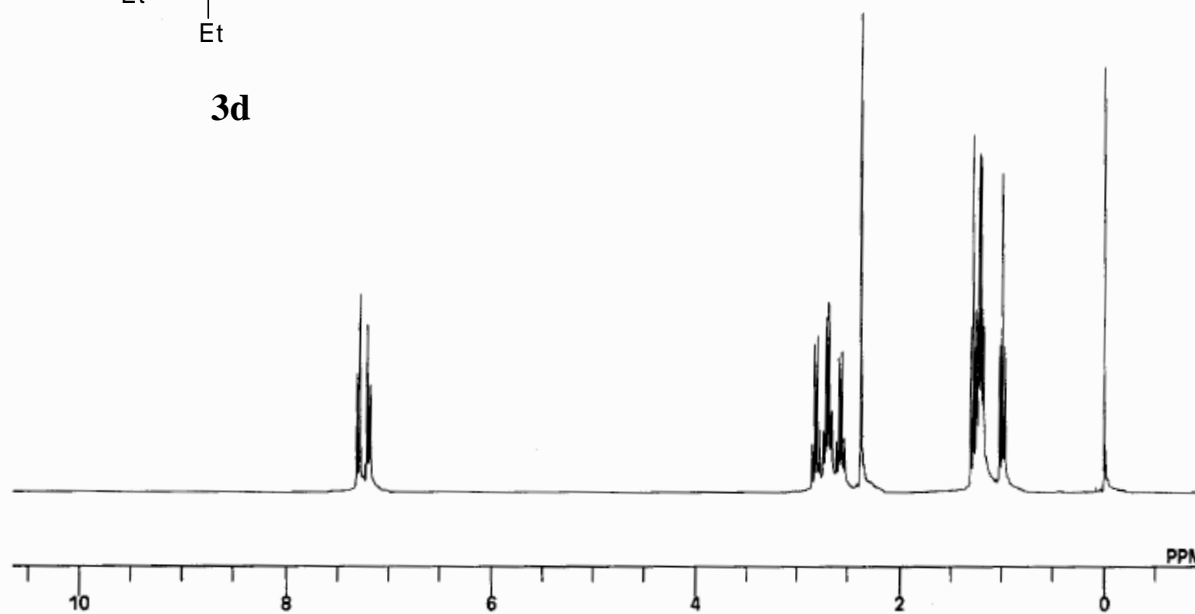


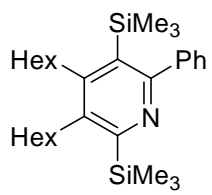
13d



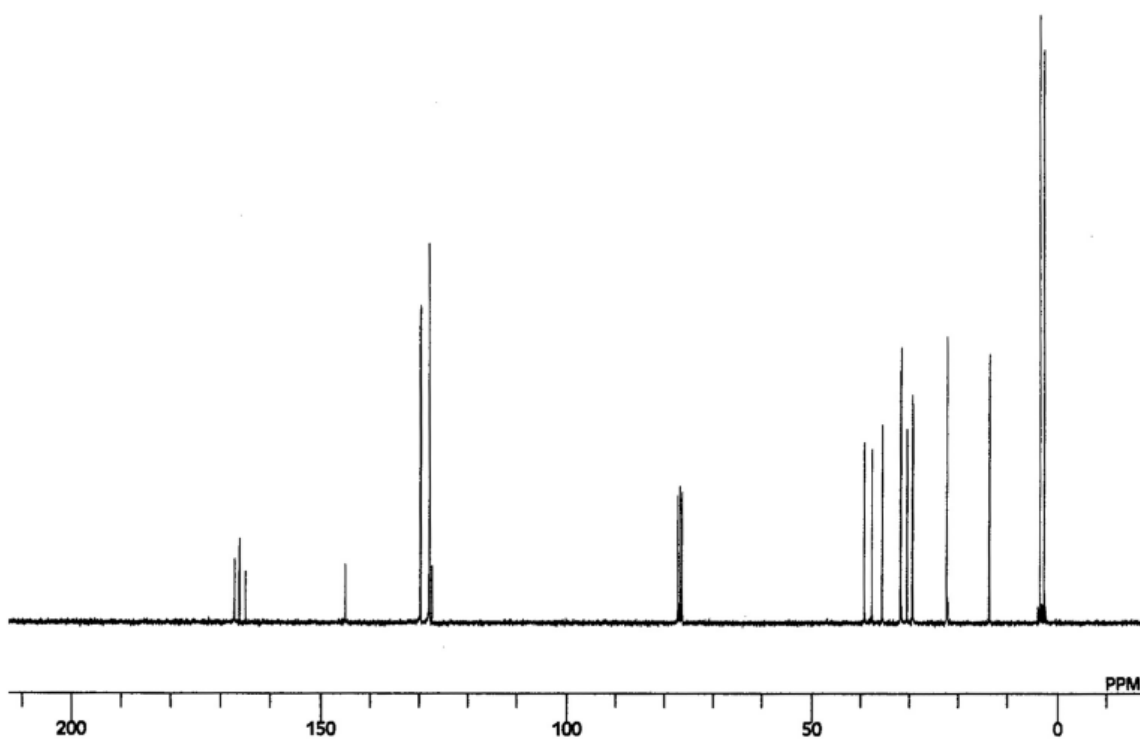
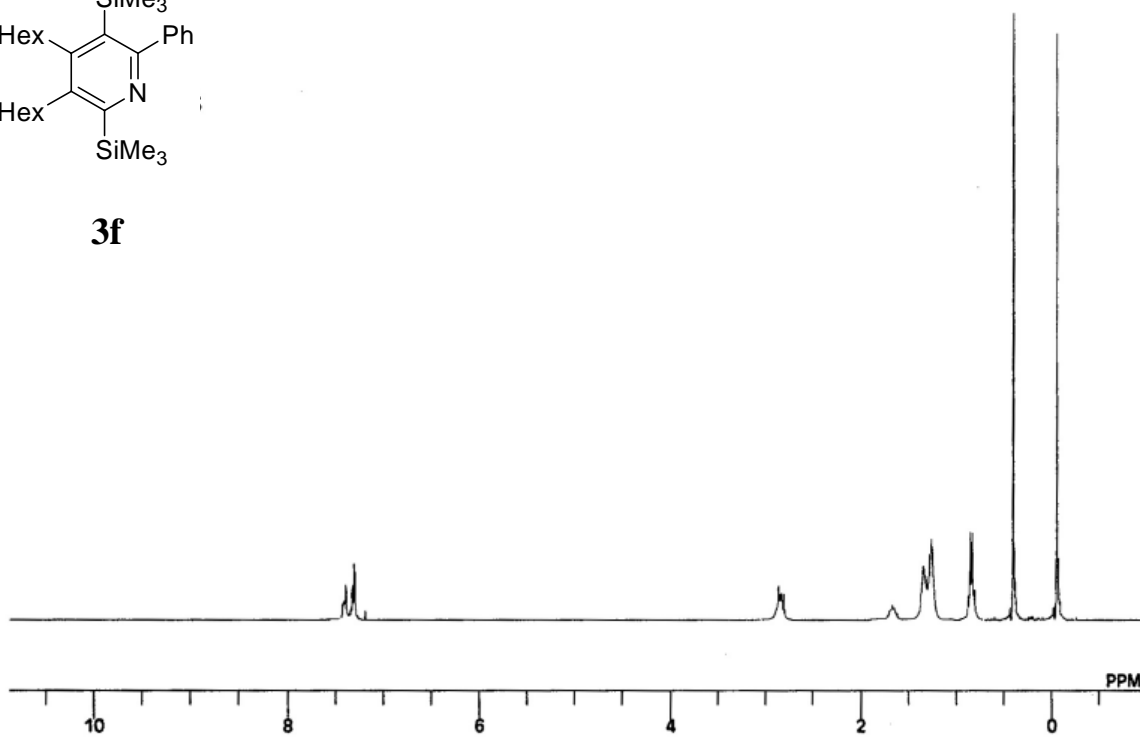


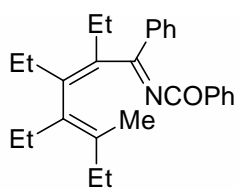
3d



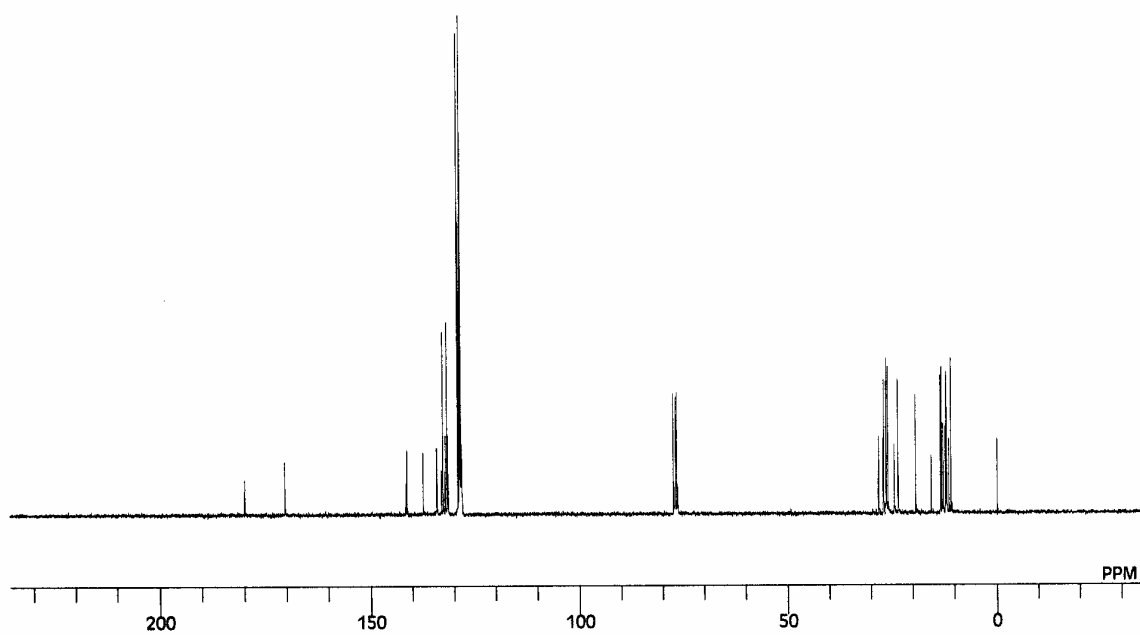
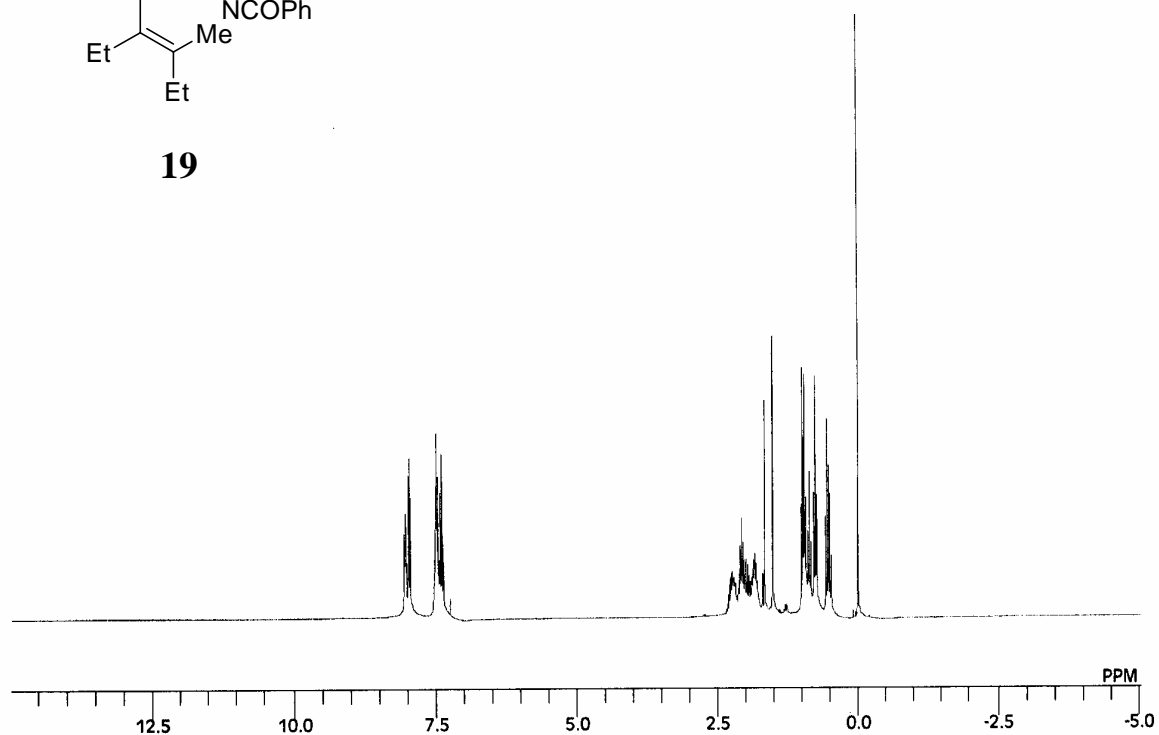


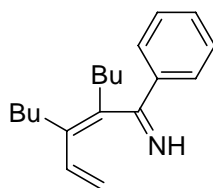
3f



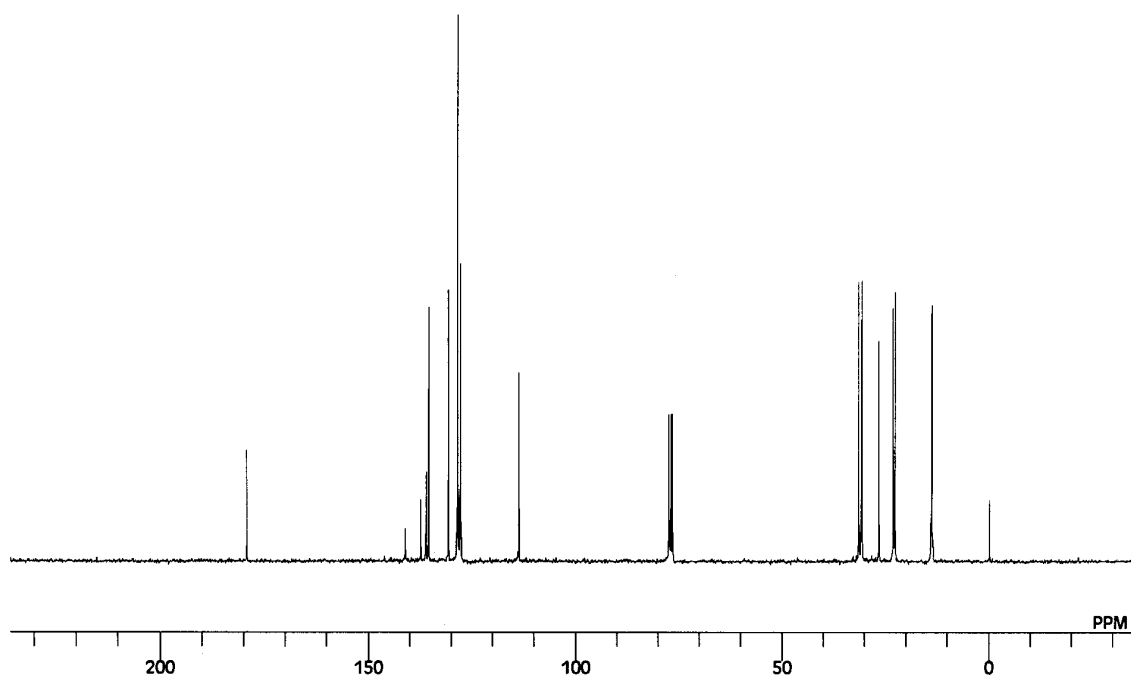
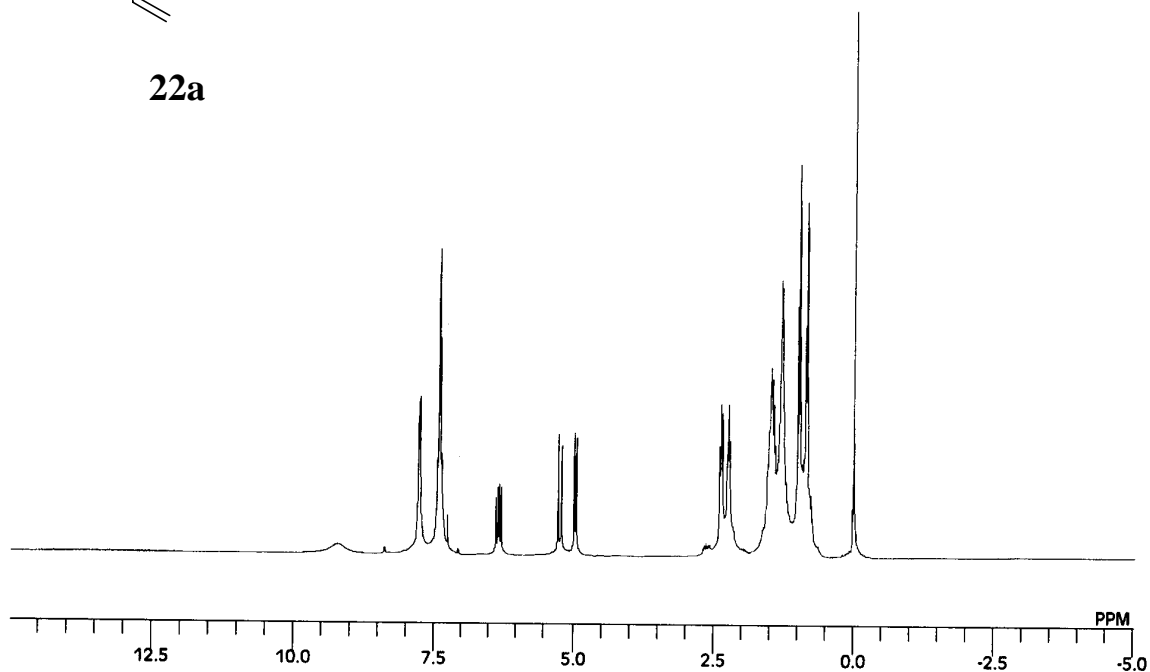


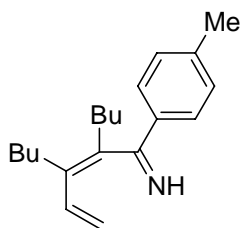
19



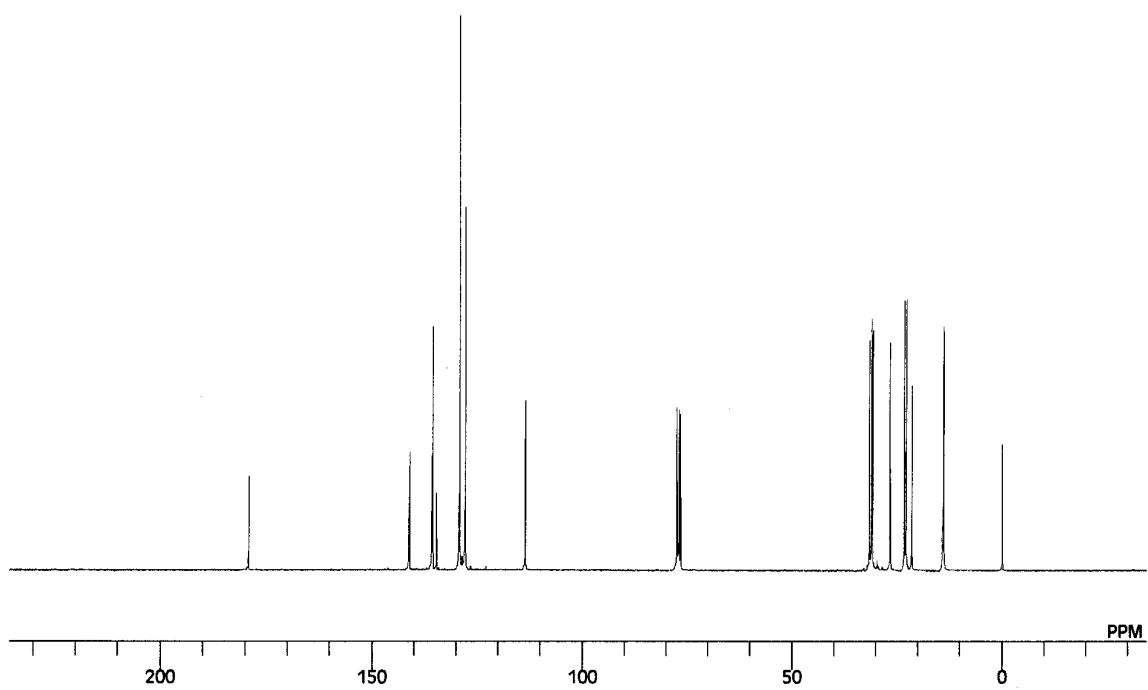
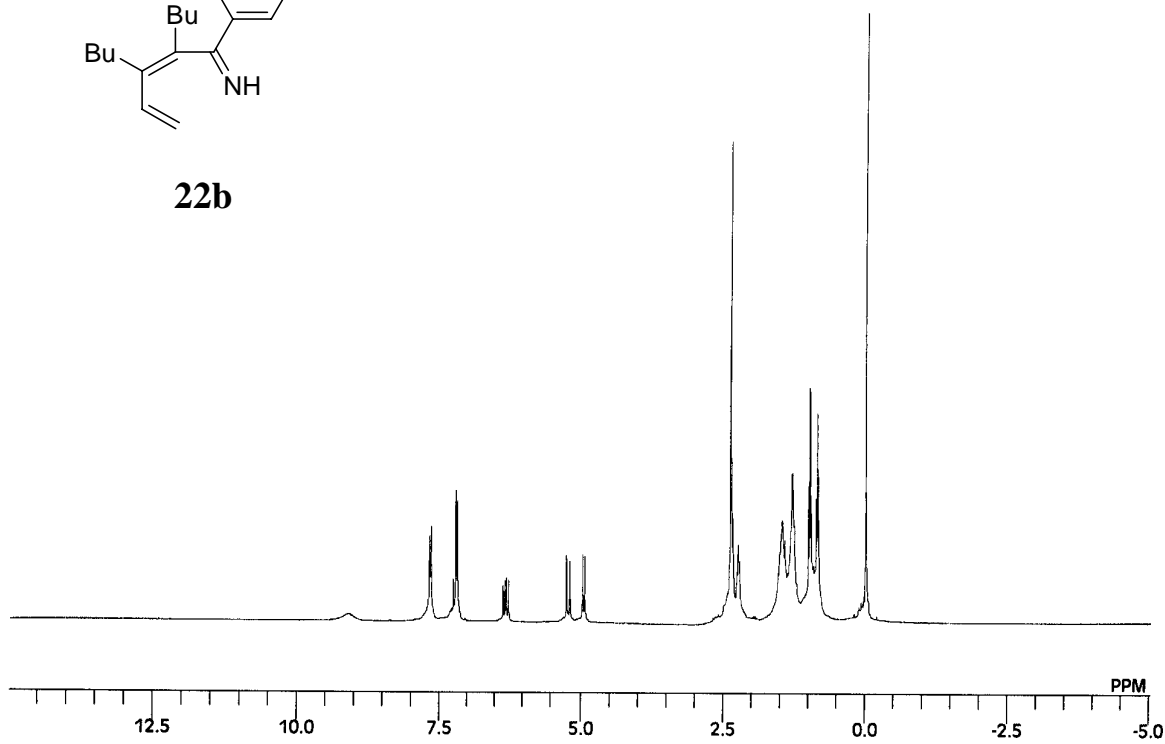


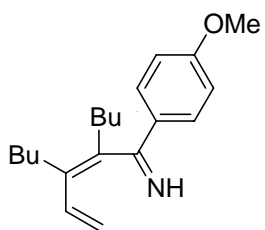
22a



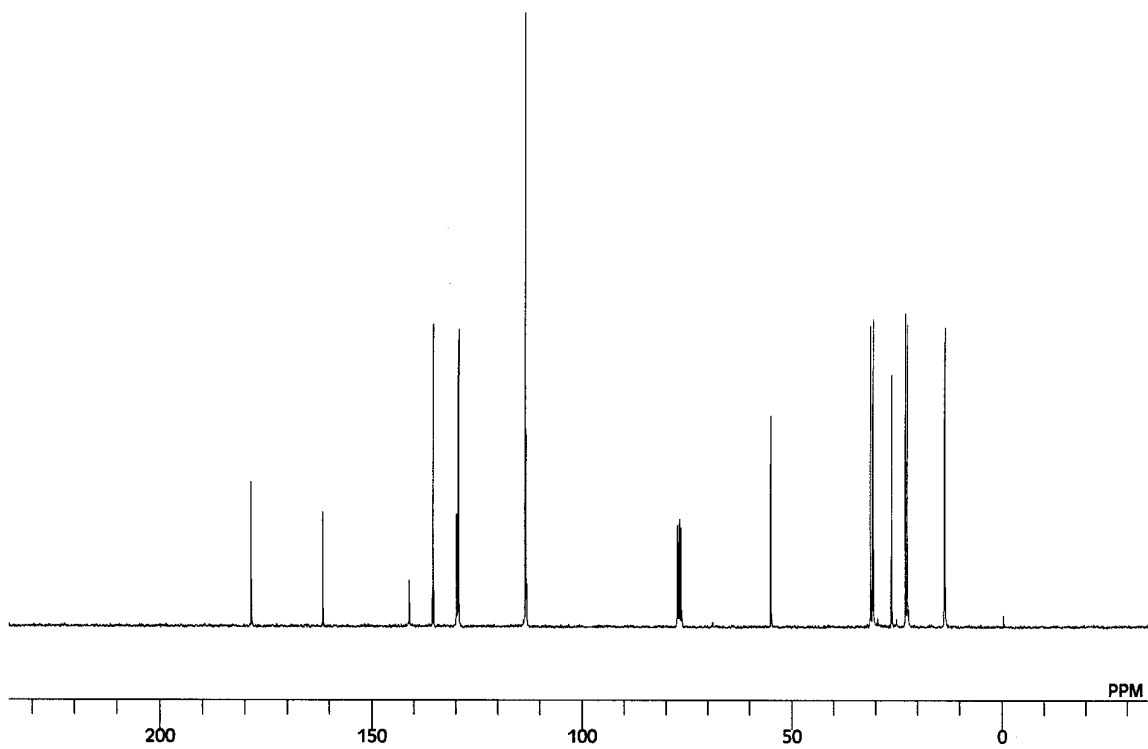
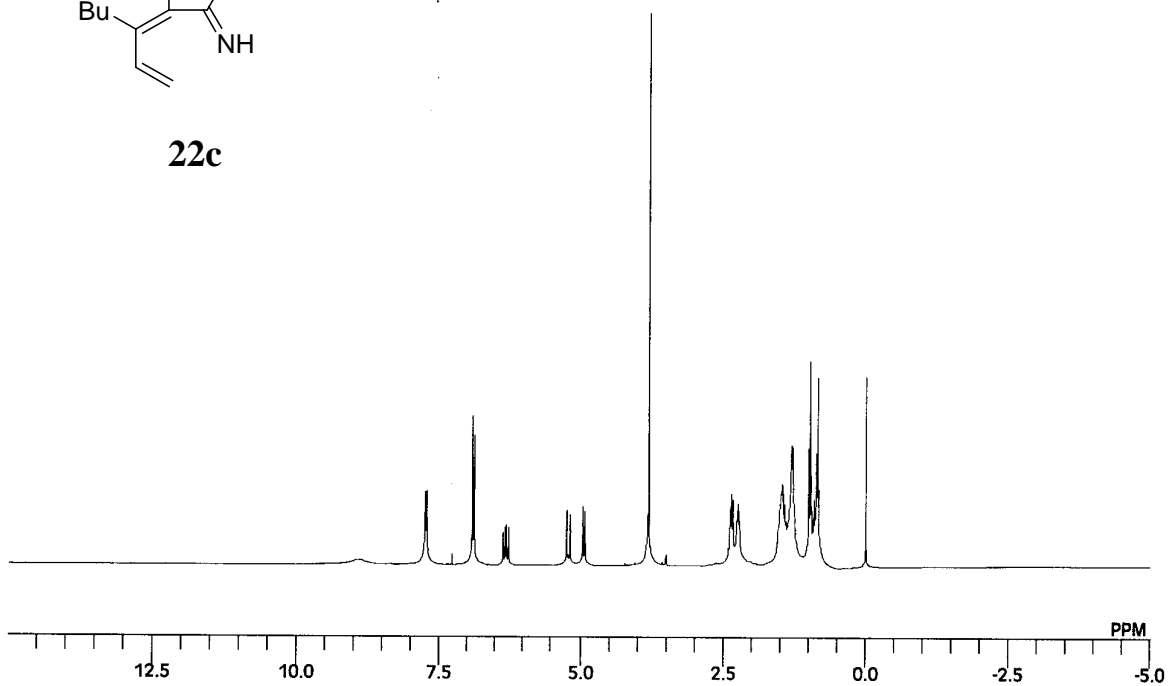


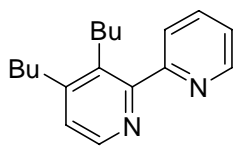
22b



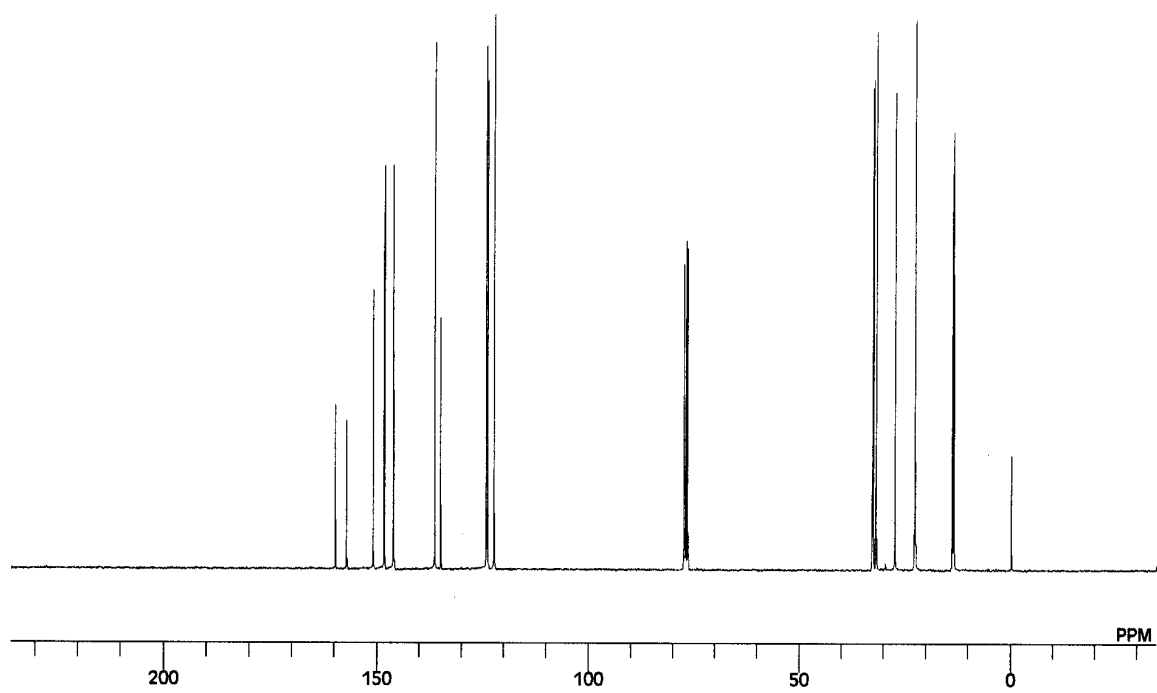
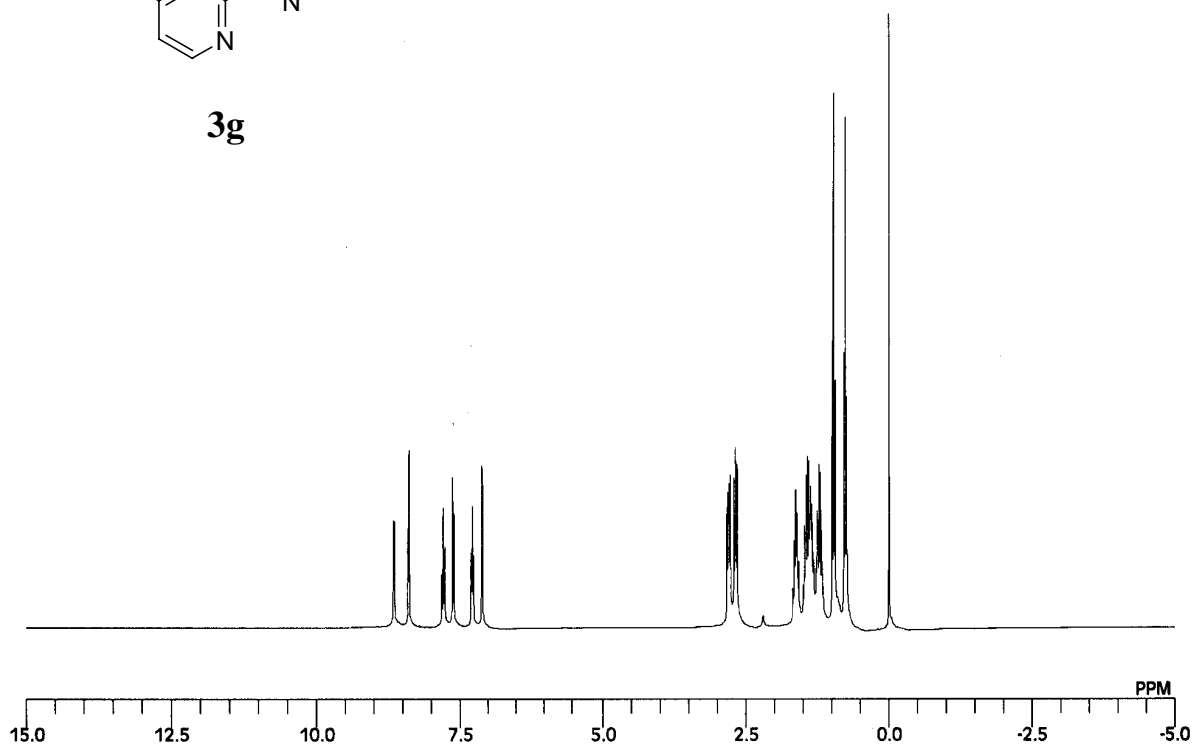


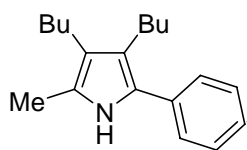
22c



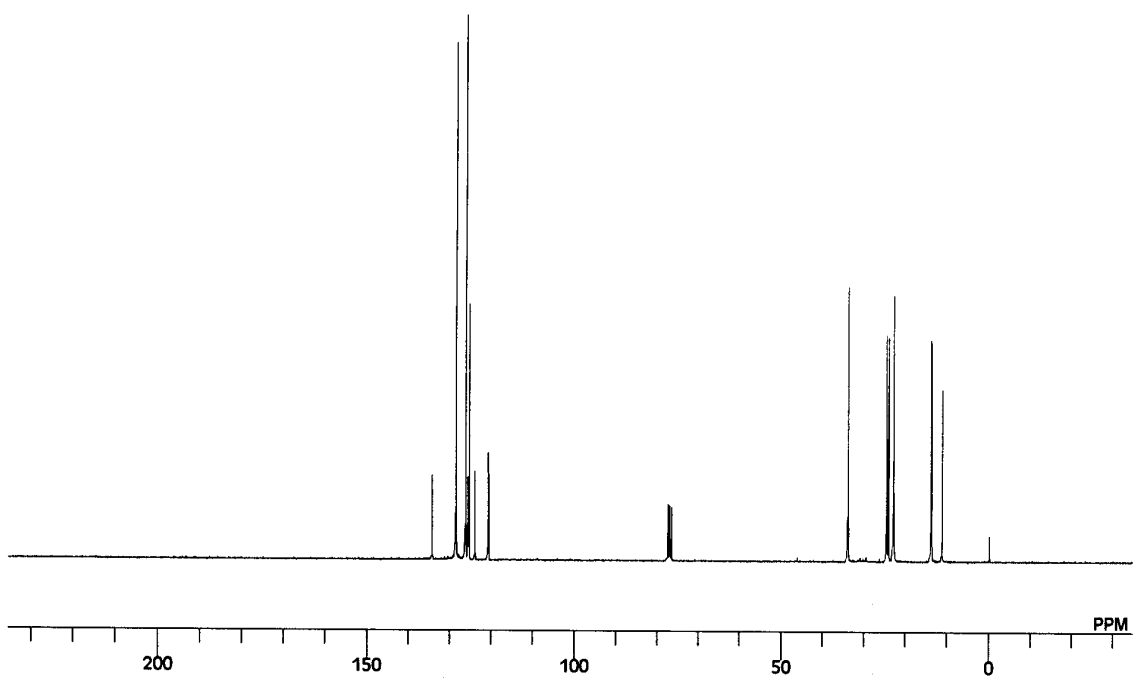
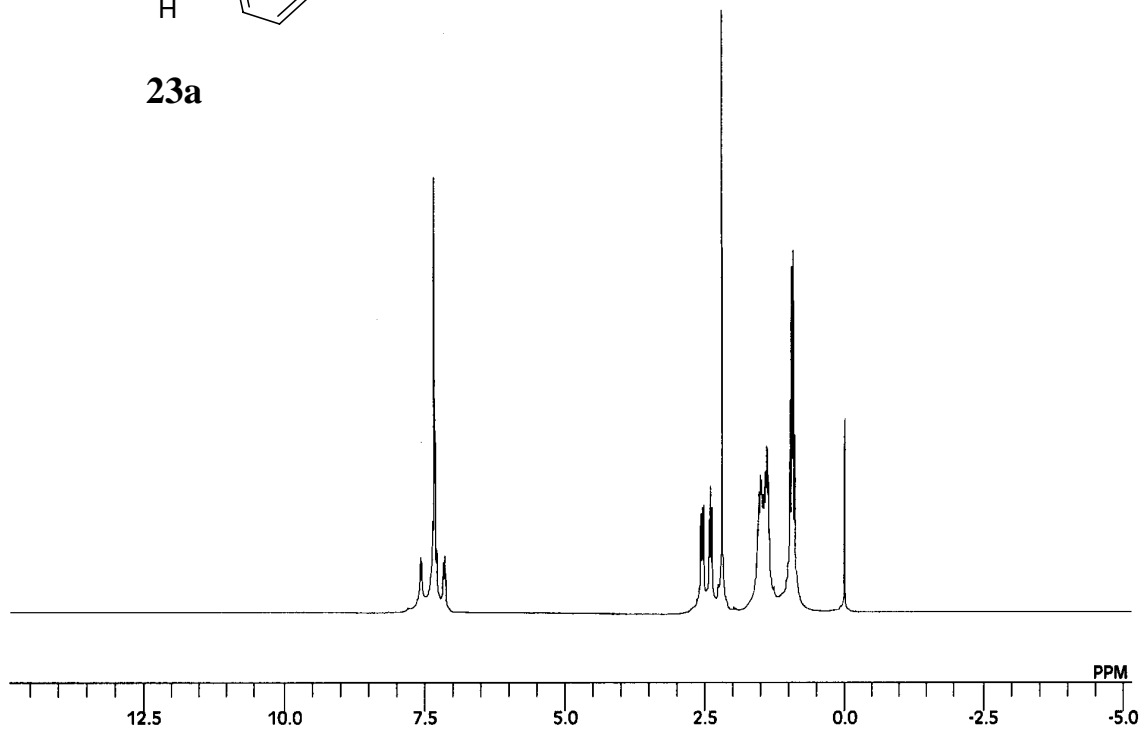


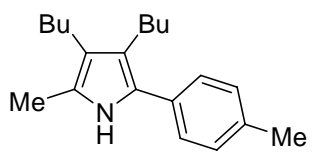
3g



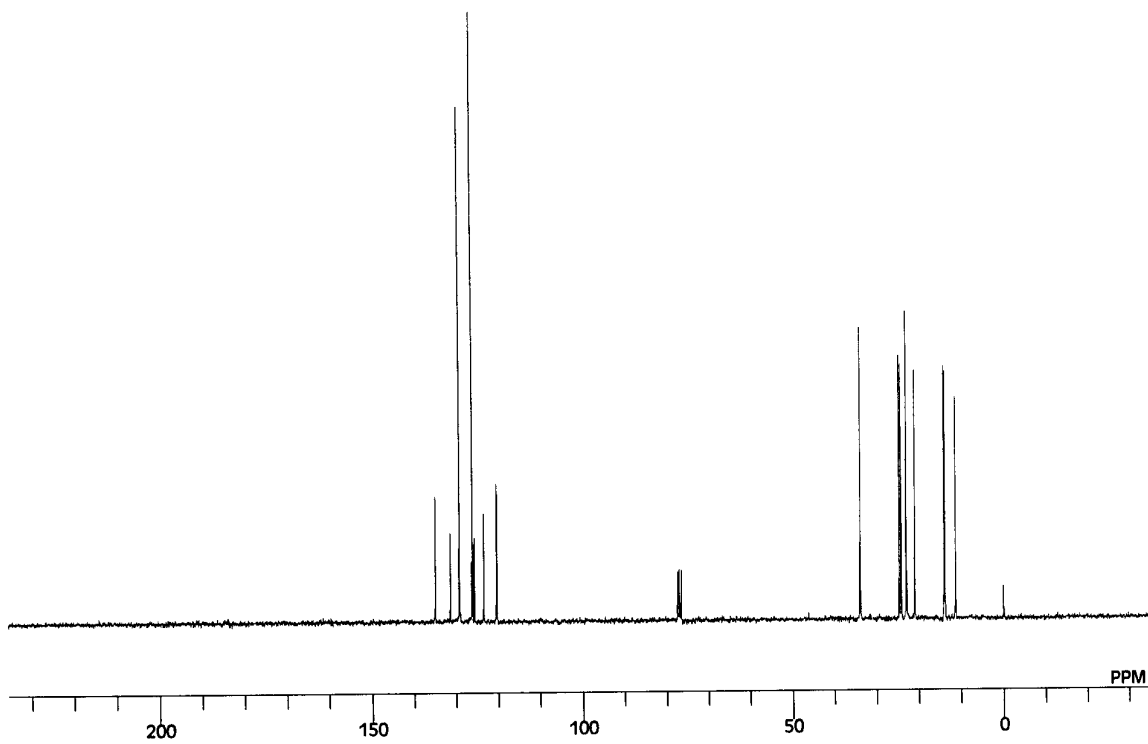
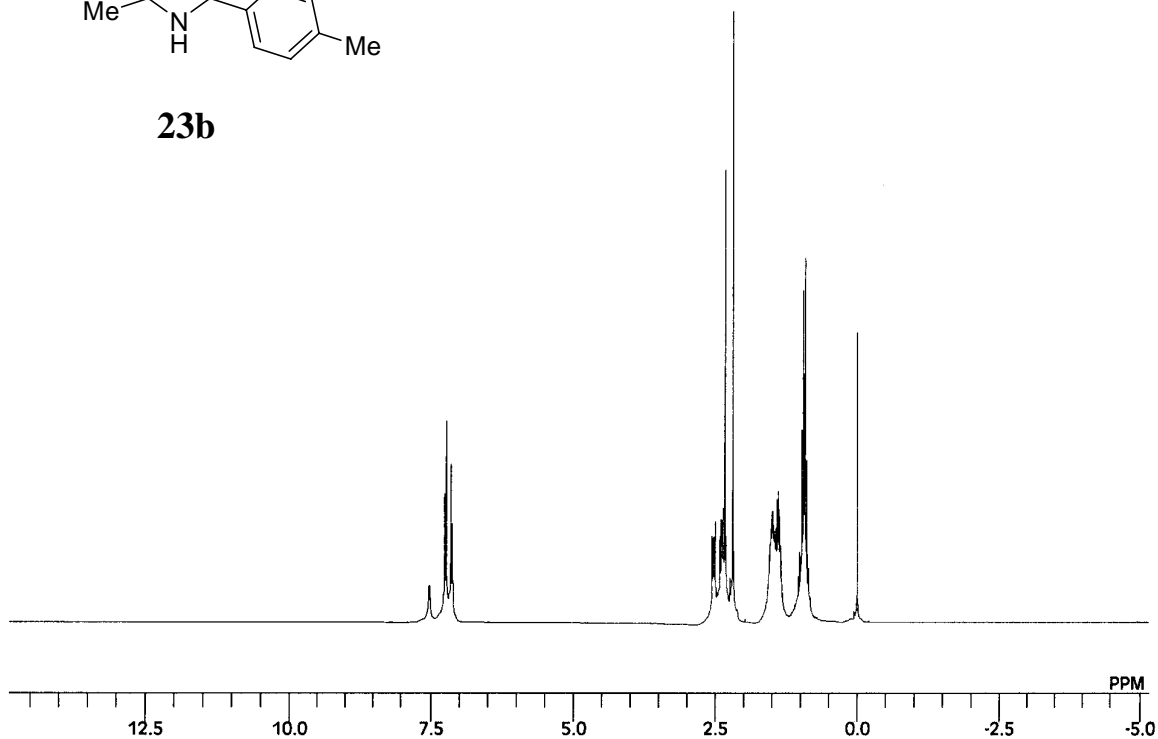


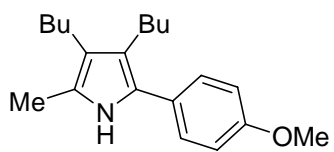
23a



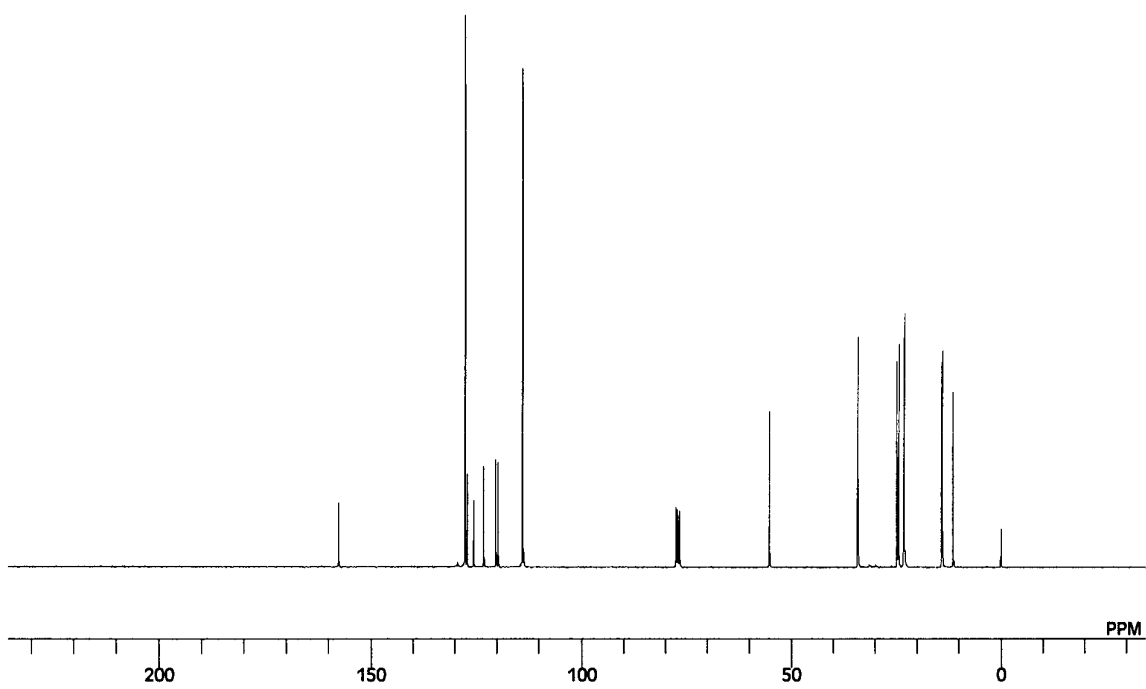
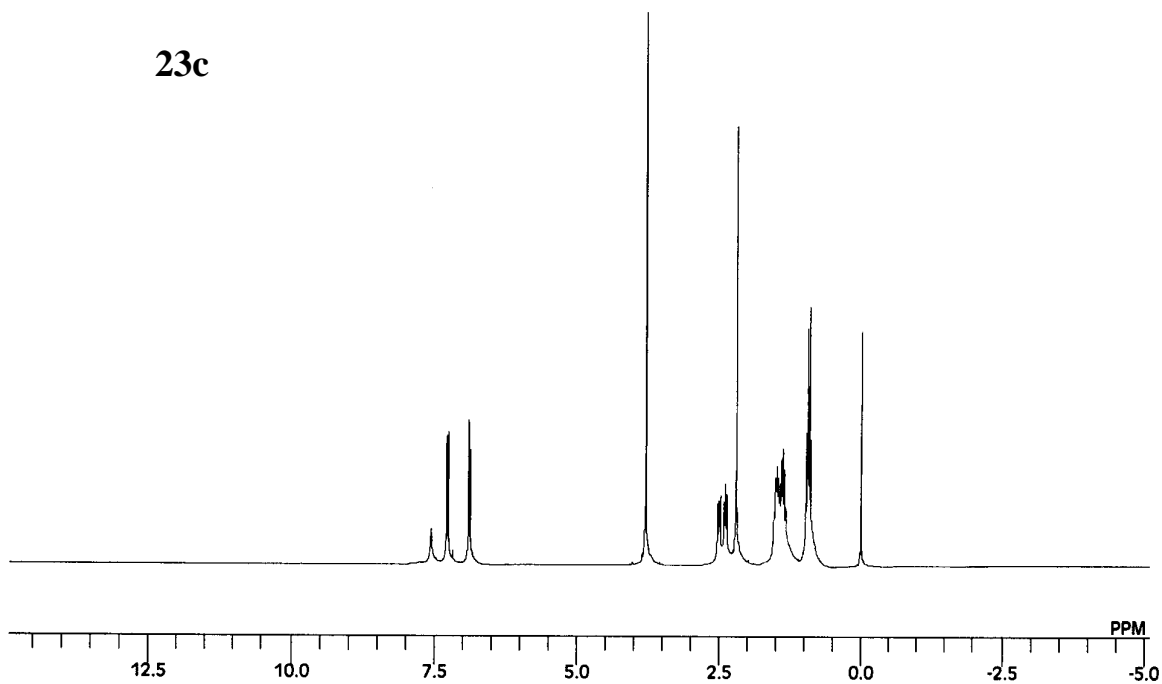


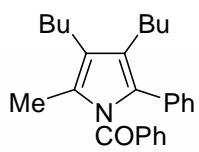
23b



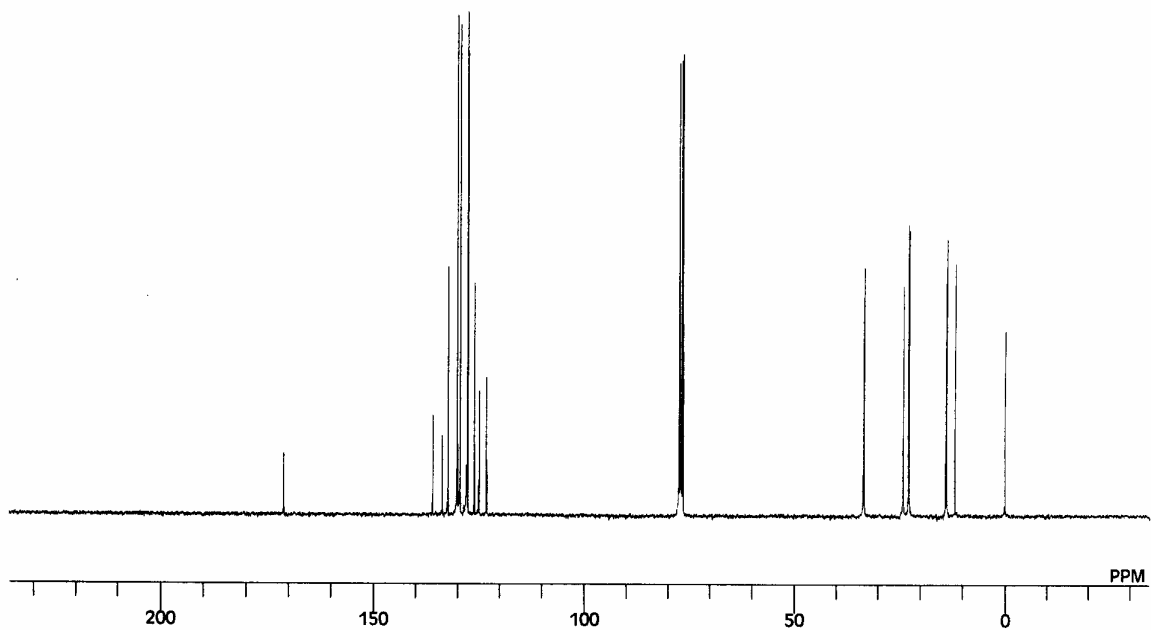
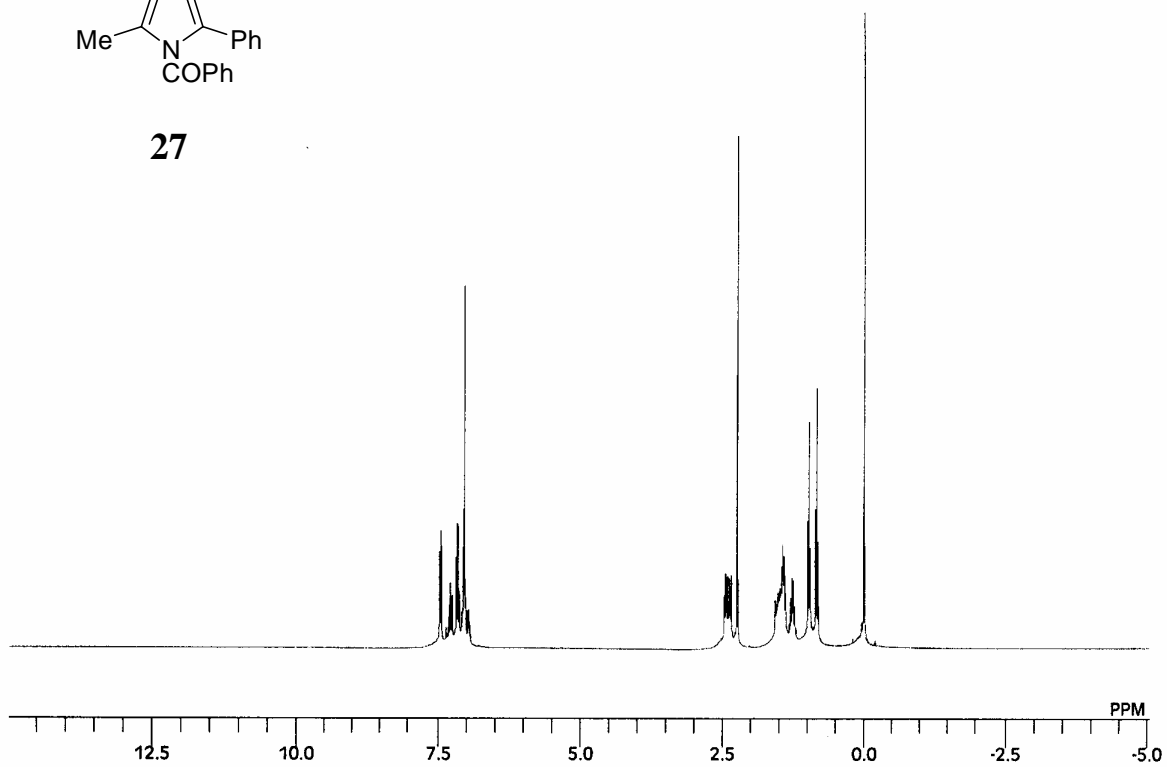


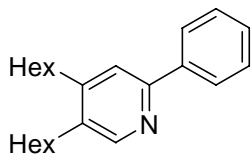
23c



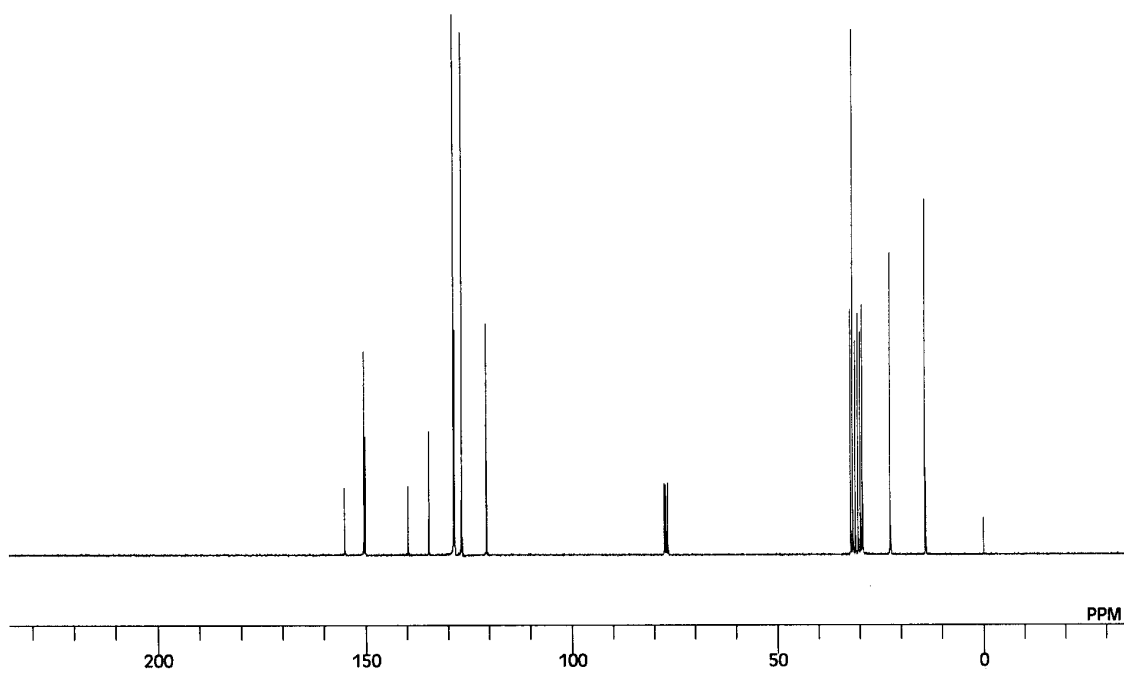
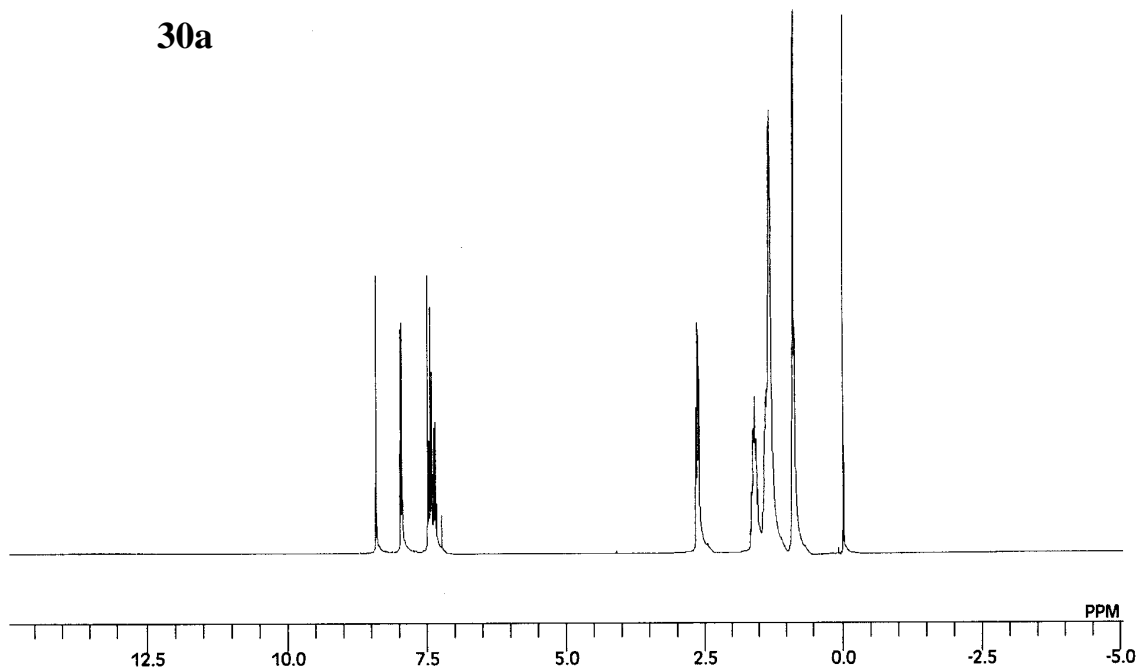


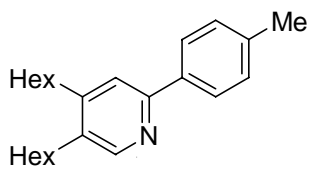
27



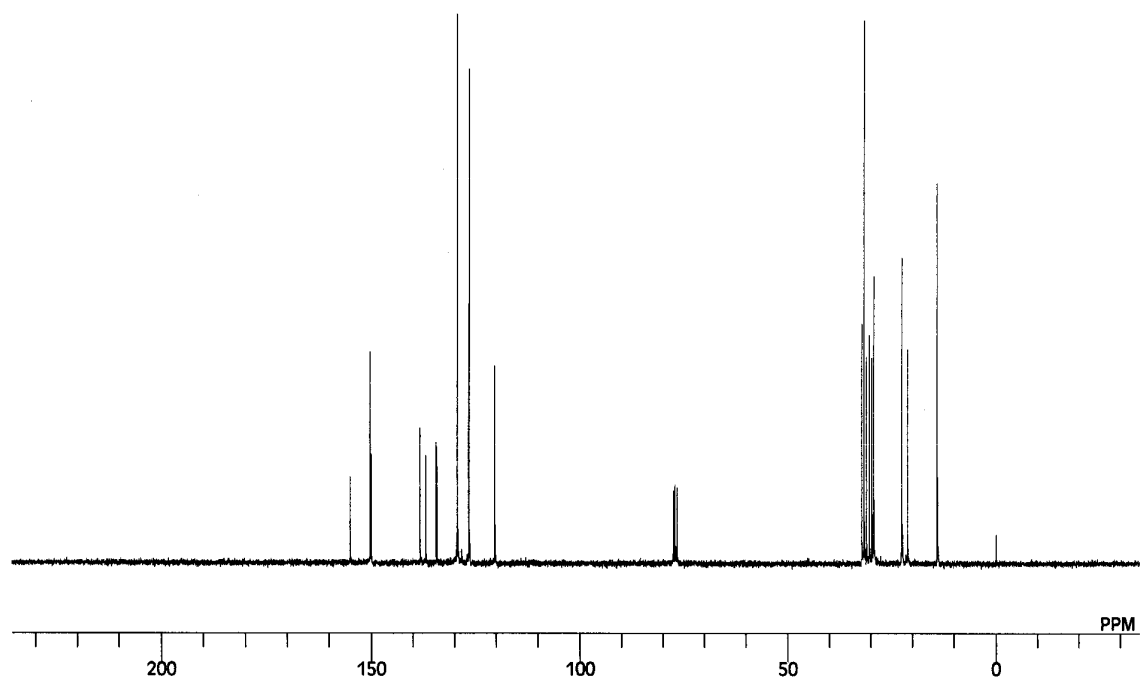
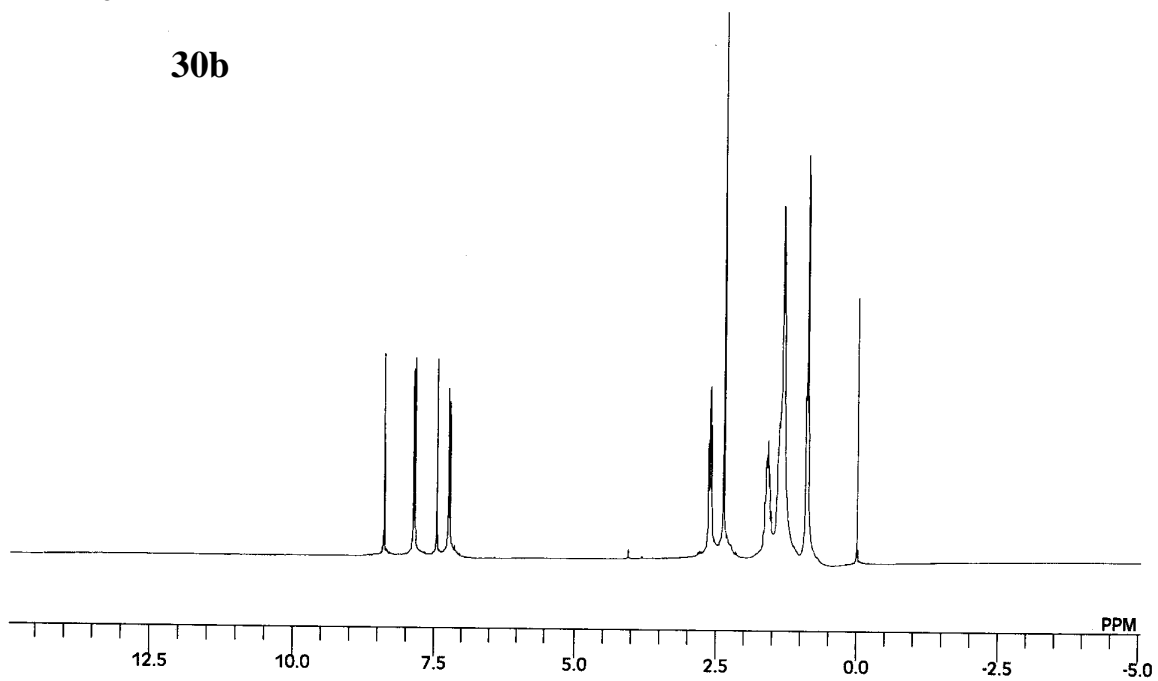


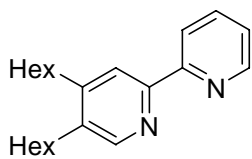
30a



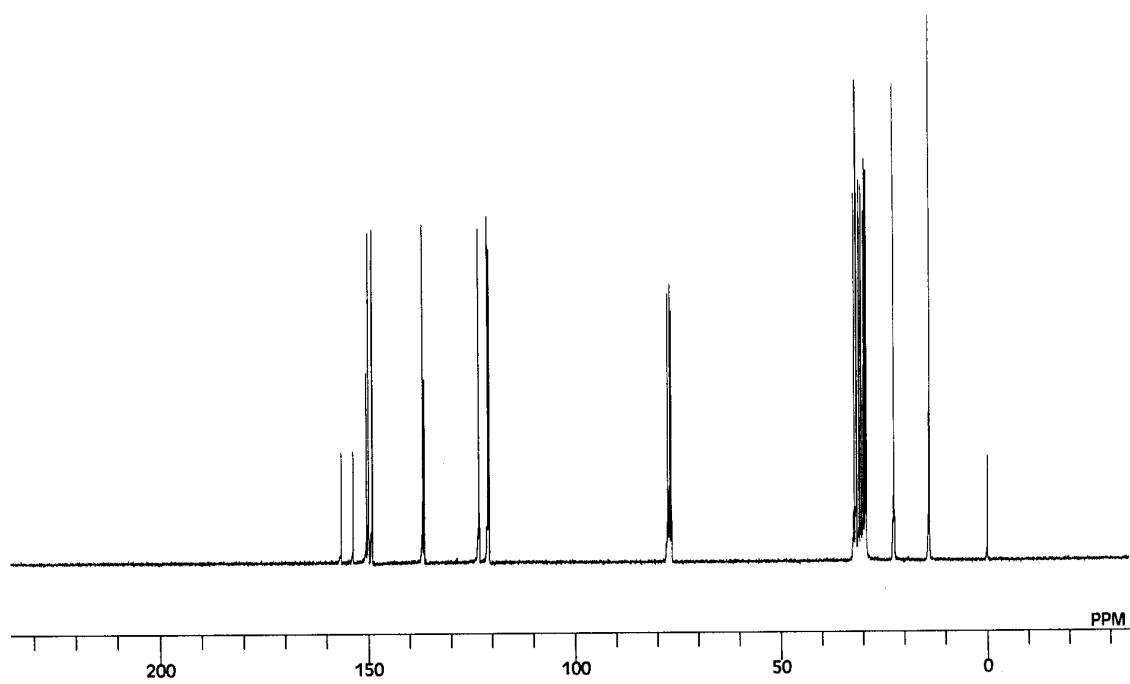
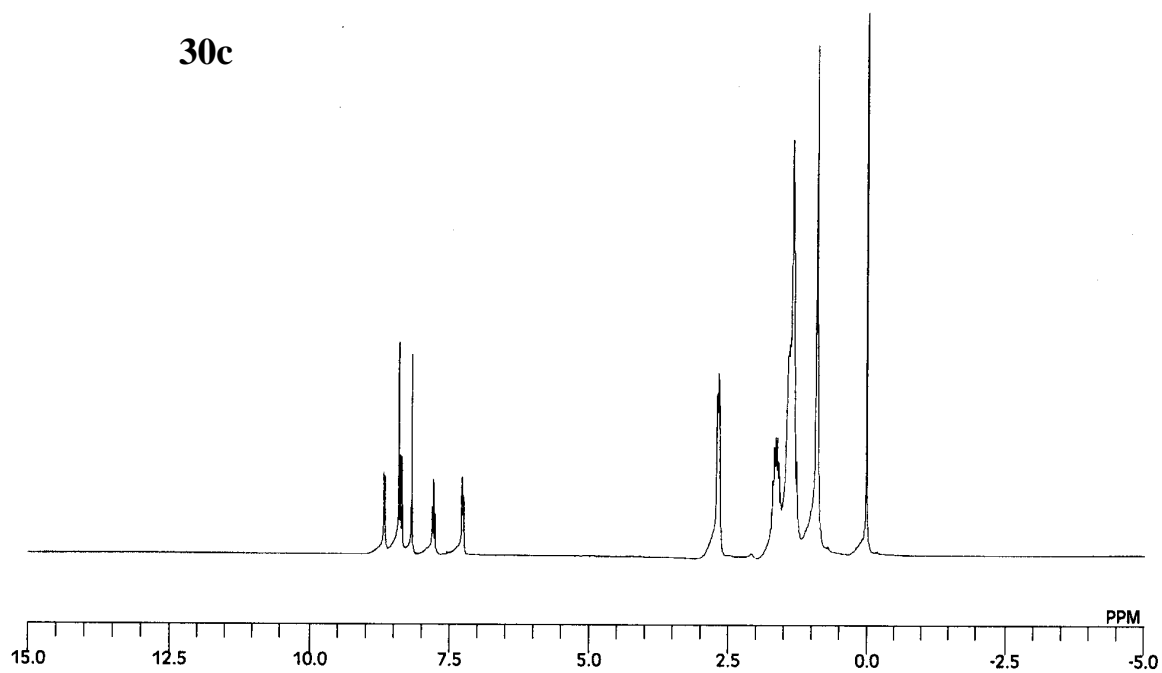


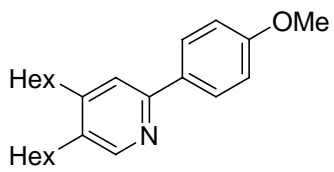
30b



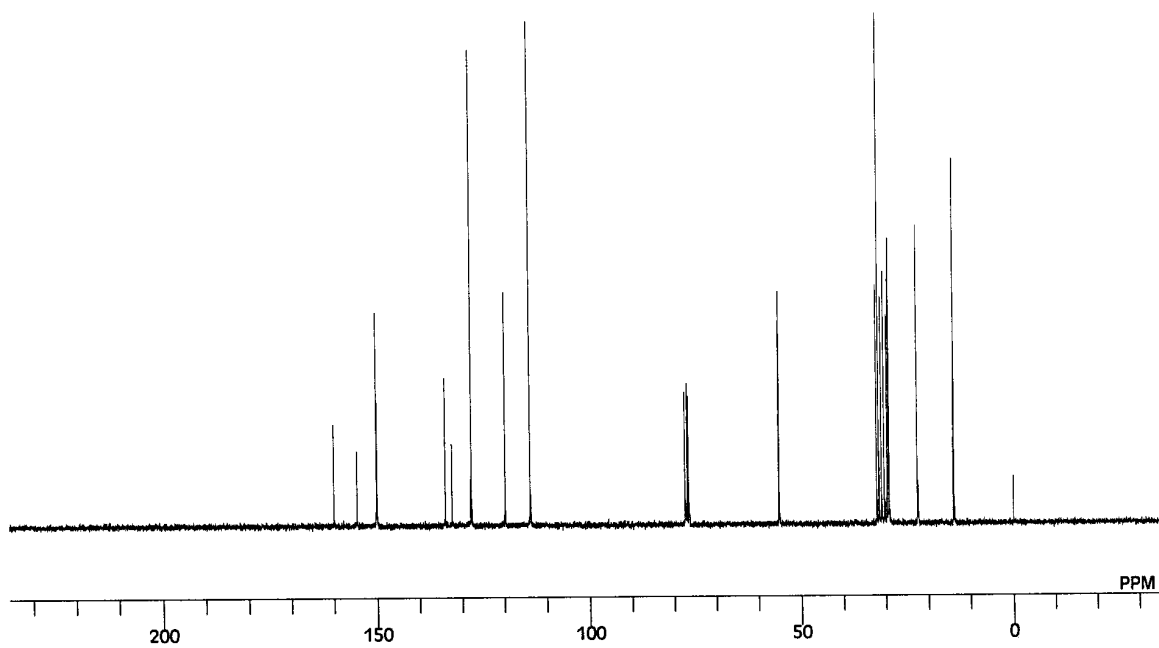
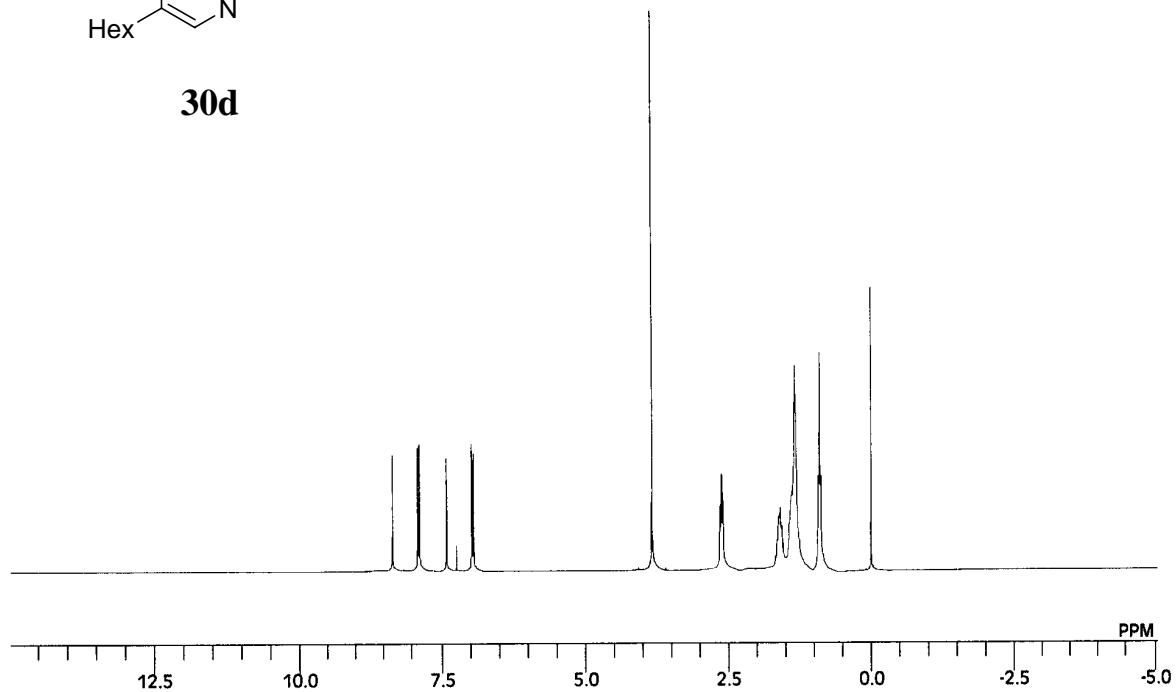


30c





30d



2) General Experimental Methods and Characterization Data.

General. All reactions were conducted under a slightly positive pressure of dry, prepurified nitrogen using standard Schlenk line techniques when appropriate. Unless otherwise noted, all starting materials were commercially available and were used without further purification. Diethyl ether was refluxed and distilled from sodium benzophenone ketyl under a nitrogen atmosphere. *t*-BuLi was obtained from Kanto Chemicals Co. Ltd.

¹H and ¹³C NMR spectra were recorded at 300 and 75.4 MHz, respectively, in CDCl₃ unless stated otherwise. GLC analysis was performed on a gas chromatograph (Shimadzu 14B) equipped with a flame ionization detector using a capillary column (CBP1-M25-25). GLC yields were determined using suitable hydrocarbons as internal standards.

Experimental procedures of **2a-c** and characterization data for **3a-c** have been described in Supplementary Information of Ref. 1.

12b. colorless liquid, isolated yield 87% (290 mg). ¹H NMR (C₆D₆, TMS): δ 0.82 (t, *J* = 7.8 Hz, 3H), 0.91-0.98 (m, 6H), 1.10 (t, *J* = 7.5 Hz, 3H), 1.87-2.40 (m, 8H), 3.23 (s, 3H), 6.75 (d, *J* = 9.0 Hz, 2H), 7.16 (s, 1H), 8.03 (d, *J* = 8.7 Hz, 2H). ¹³C NMR (C₆D₆, TMS): δ 12.6, 13.1, 13.3, 14.0, 24.3, 25.6, 27.2, 28.8, 54.8, 113.8, 130.5, 130.9, 133.8, 138.0, 138.4, 140.9, 162.2, 176.8. HRMS calcd for C₂₀H₂₈ON³⁵Cl 333.1859, found 333.1863.

12c. colorless liquid, isolated yield 91% (276 mg). ¹H NMR (C₆D₆, TMS): δ 0.77 (t, *J* = 7.5 Hz, 3H), 0.89-0.95 (m, 6H), 1.07 (t, *J* = 7.5 Hz, 3H), 1.78-2.36 (m, 8H), 7.13-8.00 (m, 6H). ¹³C NMR (C₆D₆, TMS): δ 12.6, 13.1, 13.3, 13.9, 24.1, 25.5, 27.1, 28.8, 128.3, 128.5, 130.3, 133.9, 137.9, 138.5, 139.0, 140.9, 177.2. HRMS calcd for C₁₉H₂₆N³⁵Cl 303.1754, found 303.1749.

3e.² colorless liquid, isolated yield 56% (150 mg). ¹H NMR (CDCl₃, TMS): δ 0.99 (t, *J* = 7.5 Hz, 3H), 1.19-1.31 (m, 9H), 2.57 (q, *J* = 7.2 Hz, 2H), 2.71 (q, *J* = 7.5 Hz, 4H), 2.83 (q, *J* = 7.5 Hz, 2H), 7.33-7.40 (m, 5H). ¹³C NMR (CDCl₃, TMS): δ 14.6, 15.3, 15.4, 15.5, 21.4, 21.7, 21.9, 28.3, 127.1, 127.9, 128.8, 132.4, 133.3, 142.3, 149.2, 156.6, 158.2.

13b. colorless liquid, isolated yield 19% (51 mg). ^1H NMR (CDCl_3 , TMS): δ 0.60 (t, $J = 6.9$ Hz, 3H), 0.92 (t, $J = 7.5$ Hz, 3H), 1.12 (t, $J = 7.8$ Hz, 3H), 1.68 (dd, $J = 6.3, 1.5$ Hz, 3H), 1.80-2.47 (m, 6H), 5.29 (dq, $J = 15.3, 1.5$ Hz, 1H), 5.70 (dq, $J = 15.0, 6.3$ Hz, 1H), 7.38-7.65 (m, 5H). ^{13}C NMR (CDCl_3 , TMS): δ 7.6, 13.3, 14.4, 18.2, 18.6, 19.6, 27.2, 84.1, 124.5, 127.7, 128.2, 129.0, 131.0, 136.4, 137.1, 166.3, 174.7. HRMS calcd for $\text{C}_{19}\text{H}_{25}\text{N}$ 267.1987, found 267.1989.

13c. colorless liquid, isolated yield 67% (218 mg). ^1H NMR (CDCl_3 , TMS): δ 0.40 (t, $J = 7.5$ Hz, 3H), 1.03-1.12 (m, 9H), 1.64 (dd, $J = 6.6, 1.8$ Hz, 3H), 1.74-2.53 (m, 21H), 5.08 (dd, $J = 15.3, 1.5$ Hz, 1H), 5.57 (dq, $J = 15.6, 6.3$ Hz, 1H). ^{13}C NMR (CDCl_3 , TMS): δ 6.9, 12.8, 15.1, 18.1, 19.1, 19.5, 26.2, 28.4, 36.9, 38.5, 40.3, 81.5, 123.6, 132.1, 137.7, 166.2, 181.6. HRMS calcd for $\text{C}_{23}\text{H}_{35}\text{N}$ 325.2770, found 325.2769.

13d. colorless liquid, isolated yield 40% (119 mg). ^1H NMR (CDCl_3 , TMS): δ 0.58 (t, $J = 7.2$ Hz, 3H), 0.95 (t, $J = 7.8$ Hz, 3H), 1.11 (t, $J = 7.8$ Hz, 3H), 1.68 (dd, $J = 6.3, 1.5$ Hz, 3H), 1.79-2.49 (m, 6H), 3.84 (s, 3H), 5.27 (dq, $J = 15.6, 1.8$ Hz, 1H), 5.68 (dq, $J = 15.3, 6.6$ Hz, 1H), 6.92-6.95 (m, 2H), 7.62-7.64 (m, 2H). ^{13}C NMR (CDCl_3 , TMS): δ 7.5, 13.2, 14.3, 18.1, 18.7, 19.5, 27.1, 55.2, 83.7, 113.5, 124.3, 128.8, 129.1, 131.2, 137.1, 160.2, 166.1, 173.7. HRMS calcd for $\text{C}_{20}\text{H}_{27}\text{NO}$ 297.2093, found 297.2098.

22b. colorless liquid, isolated yield 65% (184 mg). ^1H NMR (CDCl_3 , TMS): δ 0.83-1.01 (m, 6H), 1.26-1.51 (m, 8H), 2.22-2.38 (m, 7H), 4.94-4.98 (m, 1H), 5.21-5.26 (m, 1H), 6.28-6.38 (m, 1H), 7.19-7.21 (m, 2H), 7.65-7.67 (m, 2H), 9.09 (br, 1H). ^{13}C NMR (CDCl_3 , TMS): δ 13.9, 14.0, 21.5, 22.8, 23.2, 26.6, 30.8, 31.0, 31.6, 113.6, 127.9, 129.2, 134.7, 135.6, 135.9, 141.1, 141.3, 179.2. HRMS calcd for $\text{C}_{20}\text{H}_{29}\text{N}$ 283.2300, found 283.2293.

22c. colorless liquid, isolated yield 62% (186 mg). ^1H NMR (CDCl_3 , TMS): δ 0.83-1.01 (m, 6H), 1.30-1.54 (m, 8H), 2.23-2.39 (m, 4H), 3.83 (s, 3H), 4.94-4.98 (m, 1H), 5.20-5.26 (m, 1H), 6.28-6.38 (m, 1H), 6.89-6.92 (m, 2H), 7.72-7.75 (m, 2H), 8.91 (br, 1H). ^{13}C NMR

(CDCl₃, TMS): δ 13.8, 13.9, 22.8, 23.1, 26.5, 30.8, 31.0, 31.5, 55.2, 113.4, 113.7, 129.5, 130.0, 135.5, 135.6, 141.2, 161.7, 178.5. HRMS calcd for C₂₀H₂₉NO 299.2249, found 299.2236.

23b. colorless liquid, isolated yield 71% (201 mg). ¹H NMR (CDCl₃, TMS): δ 0.85-1.04 (m, 6H), 1.31-1.57 (m, 8H), 2.19 (s, 3H), 2.33-2.56 (m, 7H), 7.13–7.26 (m, 4H), 7.53 (br, 1H). ¹³C NMR (CDCl₃, TMS): δ 11.4, 14.0, 14.1, 21.1, 23.0, 23.1, 24.3, 24.6, 34.0, 34.1, 120.3, 120.5, 123.5, 125.8, 126.2, 129.3, 131.5, 135.0. HRMS calcd for C₂₀H₂₉N 283.2300, found 283.2296.

23c. colorless liquid, isolated yield 65% (194 mg). ¹H NMR (CDCl₃, TMS): δ 0.89-0.97 (m, 6H), 1.31-1.56 (m, 8H), 2.20 (s, 3H), 2.37-2.42 (m, 2H), 2.48-2.53 (m, 2H), 3.79 (s, 3H), 6.88-6.91 (m, 2H), 7.27-7.30 (m, 2H), 7.57 (br, 1H). ¹³C NMR (CDCl₃, TMS): δ 11.4, 14.0, 14.1, 23.0, 23.1, 24.3, 24.7, 34.0, 34.1, 55.2, 114.0, 119.8, 120.3, 123.2, 125.7, 127.2, 127.7, 157.7. HRMS calcd for C₂₀H₂₉NO 299.2249, found 299.2250.

30b. colorless liquid, isolated yield 62% (209 mg). ¹H NMR (CDCl₃, TMS): δ 0.87-0.92 (m, 6H), 1.32-1.67 (m, 16H), 2.37 (s, 3H), 2.59-2.65 (m, 4H), 7.23-7.25 (m, 2H), 7.46 (s, 1H), 7.85-7.88 (m, 2H), 8.39 (s, 1H); ¹³C NMR (CDCl₃, TMS): δ 14.1, 21.2, 22.62, 22.64, 29.3, 29.4, 29.8, 30.4, 31.1, 31.7, 32.2, 120.3, 126.5, 129.3, 134.3, 136.9, 138.3, 149.9, 150.2, 155.0. HRMS calcd for C₂₄H₃₅N 337.2770, found 337.2768.

30c. colorless liquid, isolated yield 53%(172 mg). ¹H NMR (CDCl₃, TMS): δ 0.87-0.92 (m, 6H), 1.26-1.71 (m, 16H), 2.64-2.71 (m, 4H), 7.24-7.28 (m, 1H), 7.75-7.81 (m, 1H), 8.18 (br, 1H), 8.35-8.41 (m, 2H), 8.65-8.68 (m, 1H); ¹³C NMR (CDCl₃, TMS): δ 14.1, 22.60, 22.62, 29.3, 29.5, 30.0, 30.5, 31.0, 31.7, 32.3, 120.8, 121.1, 123.3, 136.5, 136.8, 149.1, 150.0, 150.5, 153.7, 156.6. HRMS calcd for C₂₂H₃₂N₂ 324.2566, found 324.2570.

30d. colorless liquid, isolated yield 51%(180 mg). ¹H NMR (CDCl₃, TMS): δ 0.88-0.92

(m, 6H), 1.33-1.63 (m, 16H), 2.59-2.65 (m, 4H), 3.84 (s, 3H), 6.96-6.99 (m, 2H), 7.43 (s, 1H), 7.89-7.93 (m, 2H), 8.37 (s, 1H); ^{13}C NMR (CDCl_3 , TMS): δ 14.1, 22.61, 22.64, 29.3, 29.4, 29.8, 30.4, 31.1, 31.7, 32.2, 55.3, 114.0, 120.0, 127.9, 132.4, 134.0, 150.0, 150.2, 154.7, 160.1. HRMS calcd for $\text{C}_{24}\text{H}_{35}\text{NO}$ 353.2719, found 353.2718.

References:

- (1) Chen, J.; Song, Q.; Wang, C.; Xi, Z. *J. Am. Chem. Soc.* **2002**, *124*, 6238-6239.
- (2) McCormick, M. M.; Duong, H. A.; Zuo, G.; Louie, J. *J. Am. Chem. Soc.* **2005**, *127*, 5030-5031.