

Supporting information

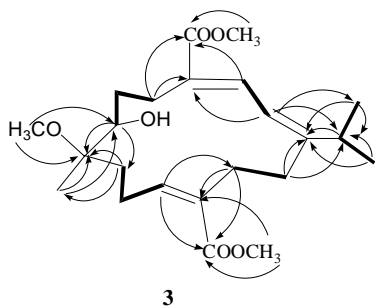


Figure 3. ^1H - ^1H COSY correlations (bold lines) and key HMBC correlations (arrows) of compound **3**.

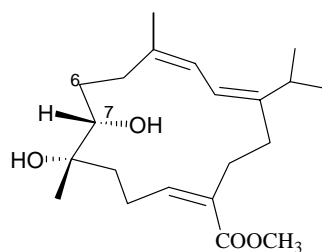


Figure 4. Model compound **7** $J_{\text{H-7,6}} = 10.8, 3.7$ Hz.

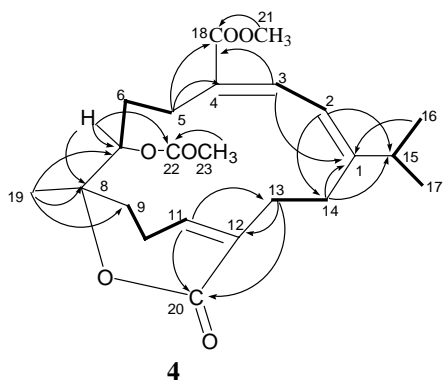


Figure 6. ^1H - ^1H COSY correlations (bold lines) and key HMBC correlations (arrows) of compound **4**.

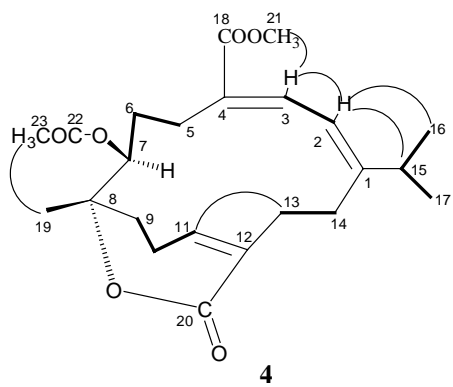


Figure 7. NOE interactions of compound **4**.