

Minor Sesquiterpenes with New Carbon Skeletons from the Brown Alga *Dictyopteris divaricata*

Fuhang Song,[†] Xiuli Xu,[†] Shuai Li,[‡] Sujuan Wang,[‡] Jielu Zhao,[‡] Yongchun Yang,[‡] Xiao Fan,^{*,†} Jianguo Shi,^{*,‡} and Lan He^{*,§}

Institute of Materia Medica, Chinese Academy of Medical Sciences and Peking Union Medical College (Key Laboratory of Bioactive Substances and Resources Utilization of Chinese Herbal Medicine, Ministry of Education), Beijing 100050; Institute of Oceanology, Chinese Academy of Sciences, Qingdao 266071; Department of Chemistry, Beijing Normal University, Beijing 100875, China

List of Supporting Information

No.	Content	pages
1	EIMS spectrum of compound 1	3
2	¹ H NMR spectrum of compound 1 (acetone- <i>d</i> ₆)	4
3	¹³ C NMR spectrum of compound 1 (acetone- <i>d</i> ₆)	5
4	FABMS spectrum of compound 2	6
5	¹ H NMR spectrum of compound 2 (in acetone- <i>d</i> ₆)	7
6	¹ H NMR spectrum of compound 2 (in CDCl ₃)	8
7	¹³ C NMR spectrum of compound 2 (in acetone- <i>d</i> ₆)	9
8	EIMS spectrum of compound 3	10
9	¹ H NMR spectrum of compound 3 (in acetone- <i>d</i> ₆)	11
10	¹ H NMR spectrum of compound 3 (in methanol- <i>d</i> ₄)	12
11	¹³ C NMR spectrum of compound 3 (in acetone- <i>d</i> ₆)	13
12	¹³ C NMR spectrum of compound 3 (in methanol- <i>d</i> ₄)	14
13	FAB mass spectrum of compound 4	15
14	¹ H NMR spectrum of compound 4 (in acetone- <i>d</i> ₆)	16

[†] Institute of Oceanology


[‡] Institute of Materia Medica

[§] Beijing Normal University

* To whom correspondence should be addressed. Tel: 86-10-83154789. Fax: 86-10-63017757. E-mail: shijg@imm.ac.cn

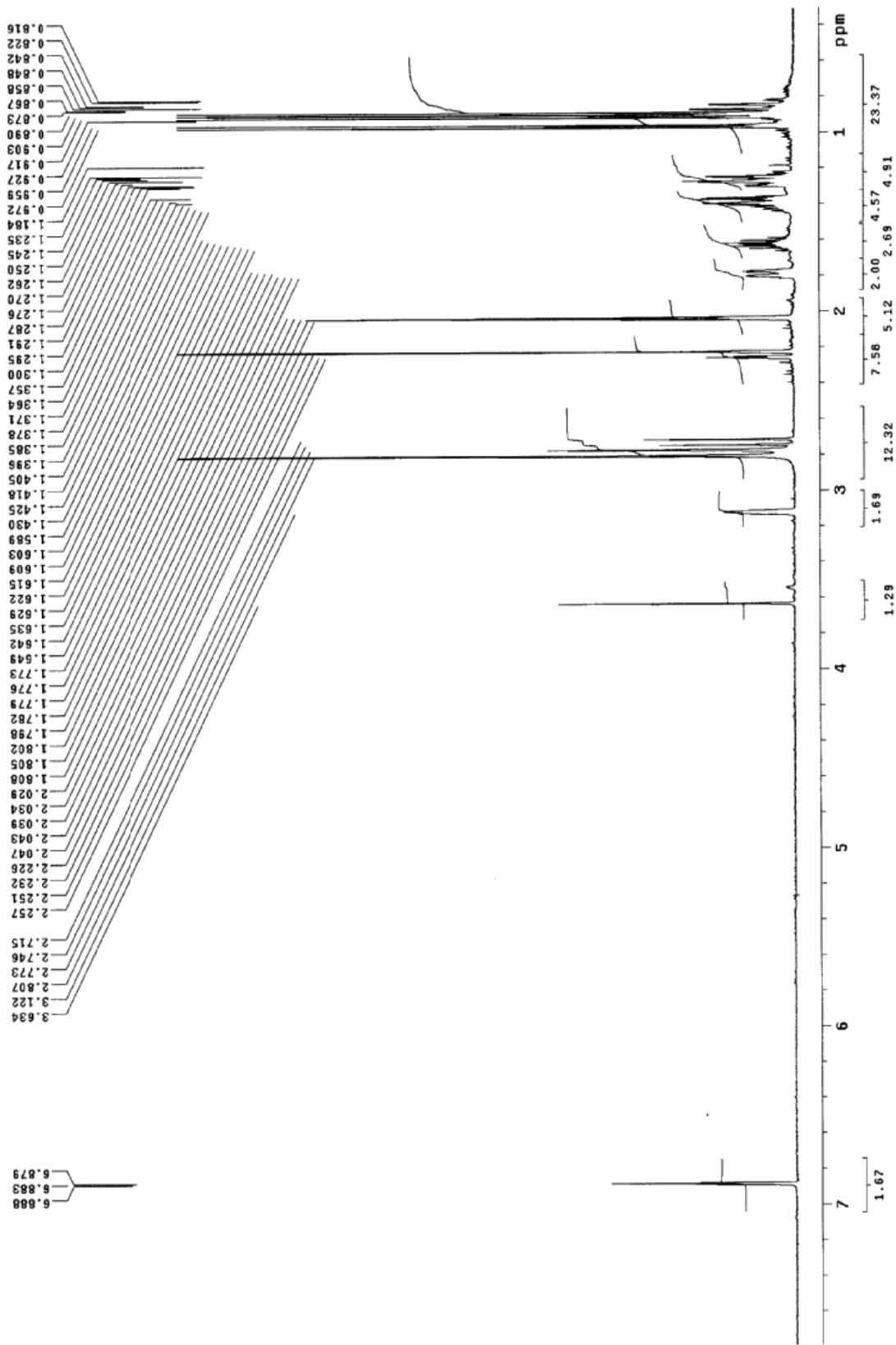
15	¹³C NMR spectrum of compound 4 (in acetone-<i>d</i>₆)	17
16	HMBC spectrum of compound 4 (in acetone-<i>d</i>₆)	18
17	EI mass spectrum of compound 5	19
18	¹H NMR spectrum of compound 5 (in acetone-<i>d</i>₆)	20
29	¹³C NMR spectrum of compound 5 (in acetone-<i>d</i>₆)	21
20	EI mass spectrum of compound 6	22
21	¹H NMR spectrum of compound 6 (in acetone-<i>d</i>₆)	23
22	¹³C NMR spectrum of compound 6 (in acetone-<i>d</i>₆)	24
23	Figure. CD spectrum of compound 4-6 (a-c)	25

File: E2-2-7-2 Ident: 3 Met Def 0.25 Acq: 28-MAY-2003 22:11:42 +0:17 Cal: EI-30MAY
Autospec-UltimaEToF EI+ Magnet BpM: 193 BpI: 7907328 TIC: 57636828 Flags: HALL



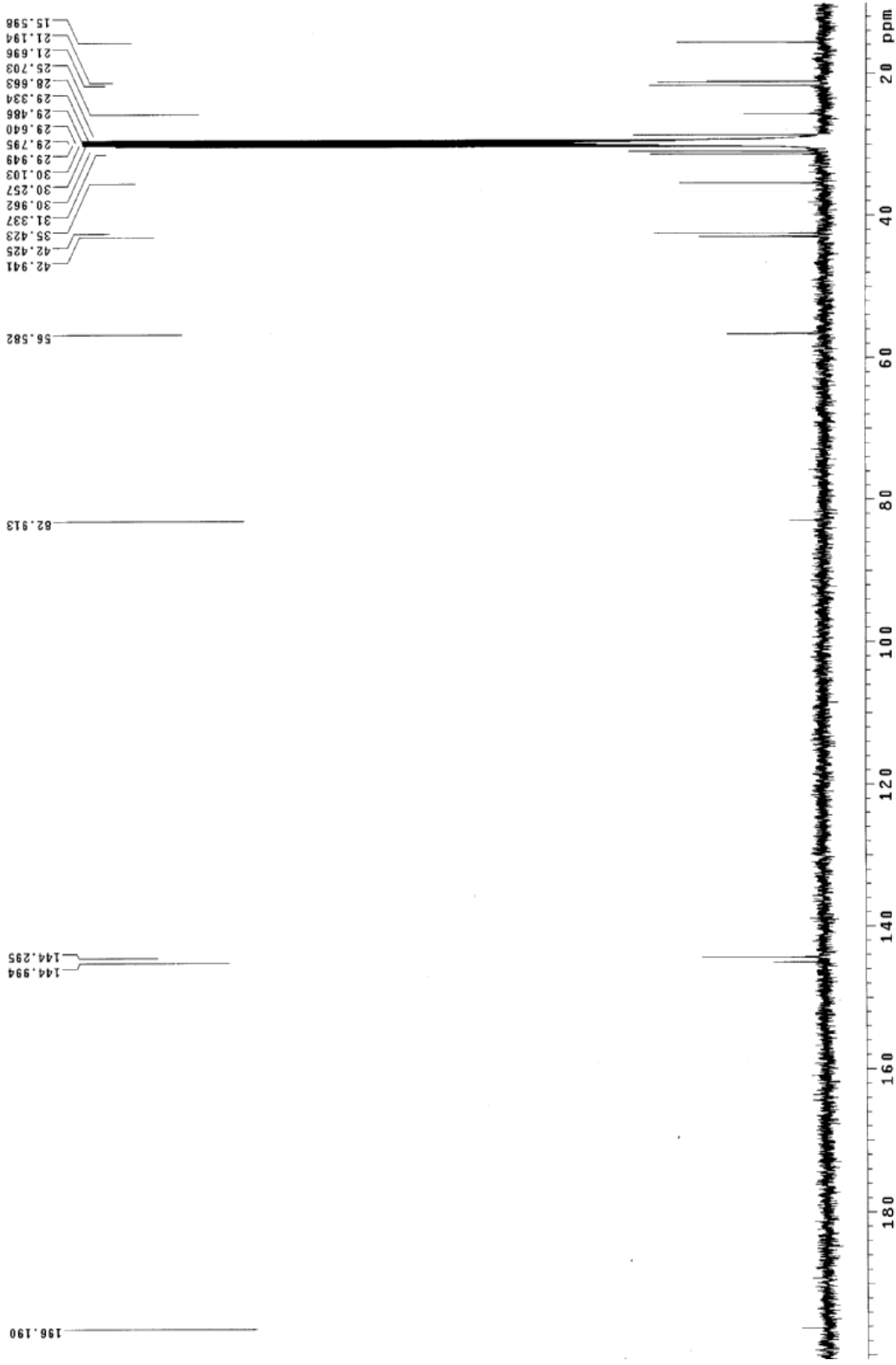
EIMS spectrum of compound 1

INOVA-501 1H-NMR E2-2-7-2 IN CDSCDCD3 03.05.21



¹H NMR spectrum of compound 1 (acetone-d₆)

INDVA-500 13C-NMR E2-2-7-2 IN CD3COCD3
Pulse Sequence: s2pu1



^{13}C NMR spectrum of compound 1 (acetone- d_6)