

## SUPPORTING INFORMATION

### 5-Alkylresorcinols from *Merulius incarnatus*

Wentao Jin, and Jordan K. Zjawiony\*

*Department of Pharmacognosy and National Center for Natural Products Research,  
Research Institute of Pharmaceutical Sciences, School of Pharmacy, University of  
Mississippi, University, MS 38677-1848*

#### List of Supporting Information:

**Figure S1.**  $^1\text{H}$  NMR spectrum of  
5-heptadeca-8'Z,11'Z,16-trienylresorcinol (**1**; 400MHz,  $\text{CDCl}_3$ )

**Figure S2.**  $^{13}\text{C}$  NMR spectrum of  
5-heptadeca-8'Z,11'Z,16-trienylresorcinol (**1**; 100MHz,  $\text{CDCl}_3$ )

**Figure S3.**  $^1\text{H}$  NMR spectrum of  
5-heptadeca-9'E,11'Z,16-trienylresorcinol (**2**; 600MHz,  $\text{CD}_3\text{OD}$ )

**Figure S4.**  $^{13}\text{C}$  NMR spectrum of  
5-heptadeca-9'E,11'Z,16-trienylresorcinol (**2**; 125MHz,  $\text{CD}_3\text{OD}$ )

**Figure S5.** Recycling HPLC Separation of 5-heptadeca-9'E,11'Z,16-trienylresorcinol (**2**)

---

\* To whom correspondence should be addressed: jordan@olemiss.edu, Tel: 662-915-7290, Fax: 662-915-6975

Figure S1. <sup>1</sup>H NMR spectrum of 5-heptadeca-8'Z,11'Z,16-trienylresorcinol (1)

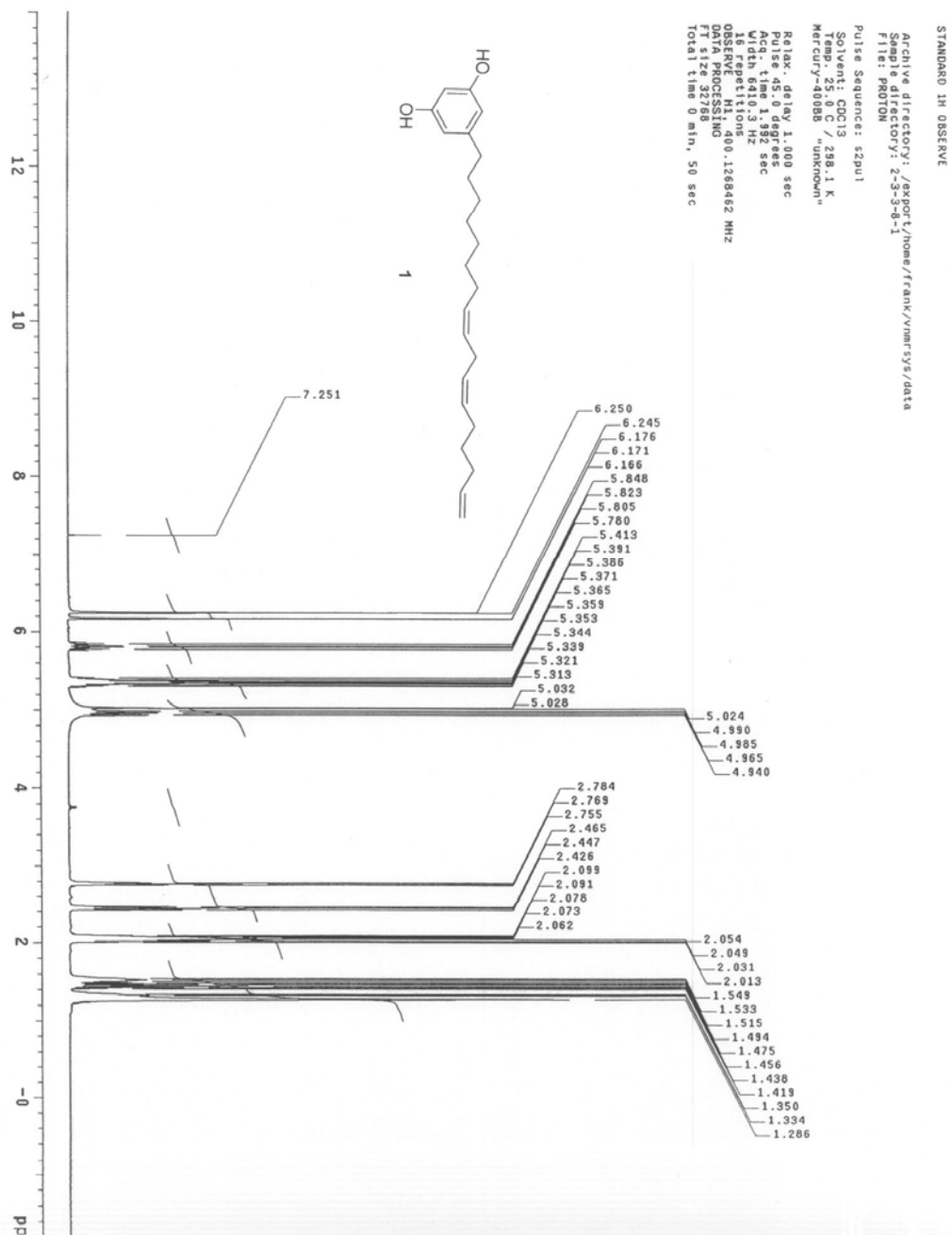
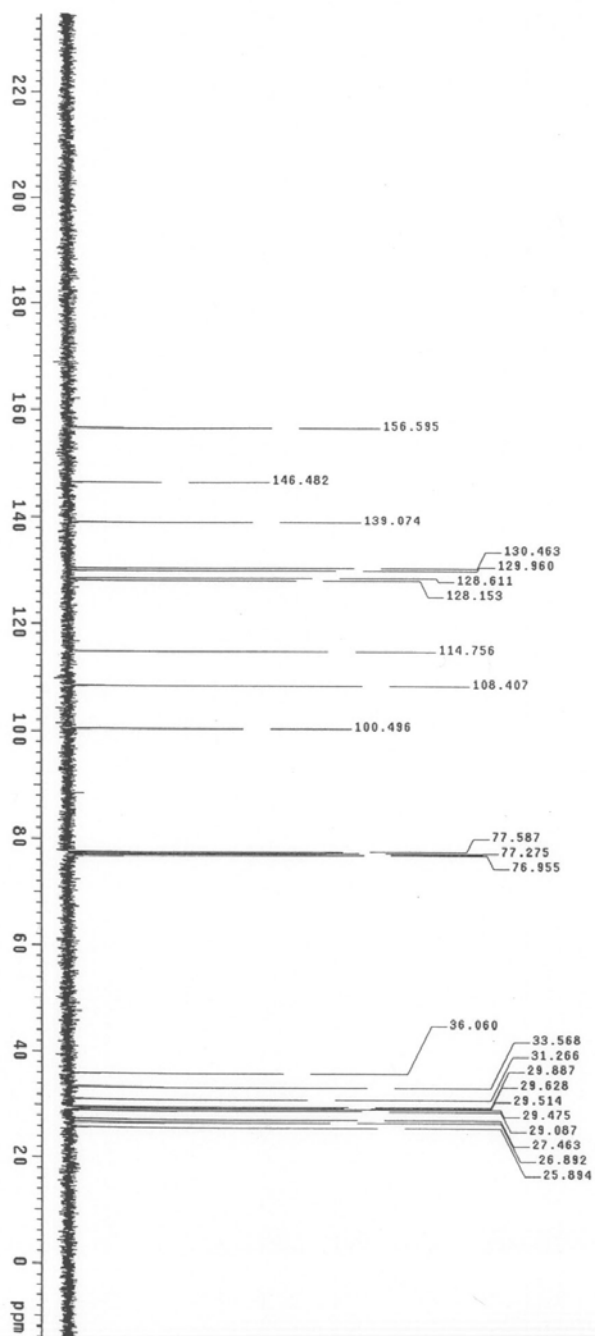


Figure S2.  $^{13}\text{C}$  NMR spectrum of 5-heptadeca-8'Z,11'Z,16-trienylresorcinol (1)



$^{13}\text{C}$  OBSERVE  
 Archive directory: /export/home/frank/vmr/sys/data  
 Sample directory: 2-9-9-8-1  
 File: CARBON  
 Pulse Sequence: szpu1  
 Solvent: CDCl3  
 Temp: 25.0 C / 298.1 K  
 Mercury-40088 "unknown"  
 Relax: delay 2.000 sec  
 Pulse: 45.0 degrees  
 Width: 25125.6 Hz  
 SIZ: 512 repetitions  
 OBSERVE: C13, 100.619515 MHz  
 DECOUPLE: H1, 400.1288392 MHz  
 continuously on  
 WALTZ-16 modulated  
 DATA PROCESSING  
 Line broadening 1.0 Hz  
 F2: 100.619515 MHz  
 Total time 28 min, 4 sec

Figure S3. <sup>1</sup>H NMR spectrum of 5-heptadeca-9'E,11'Z,16-trienylresorcinol (2)

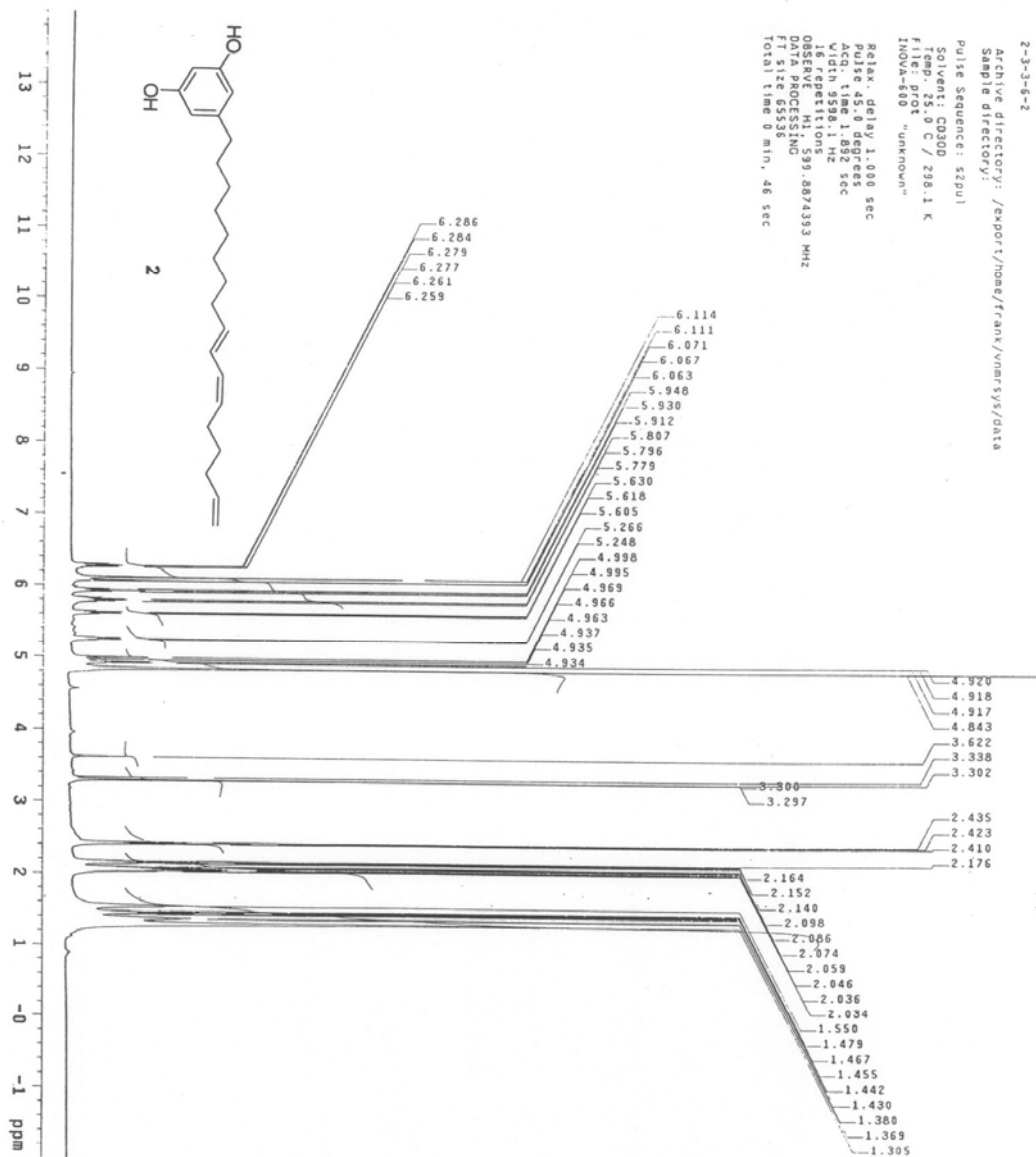
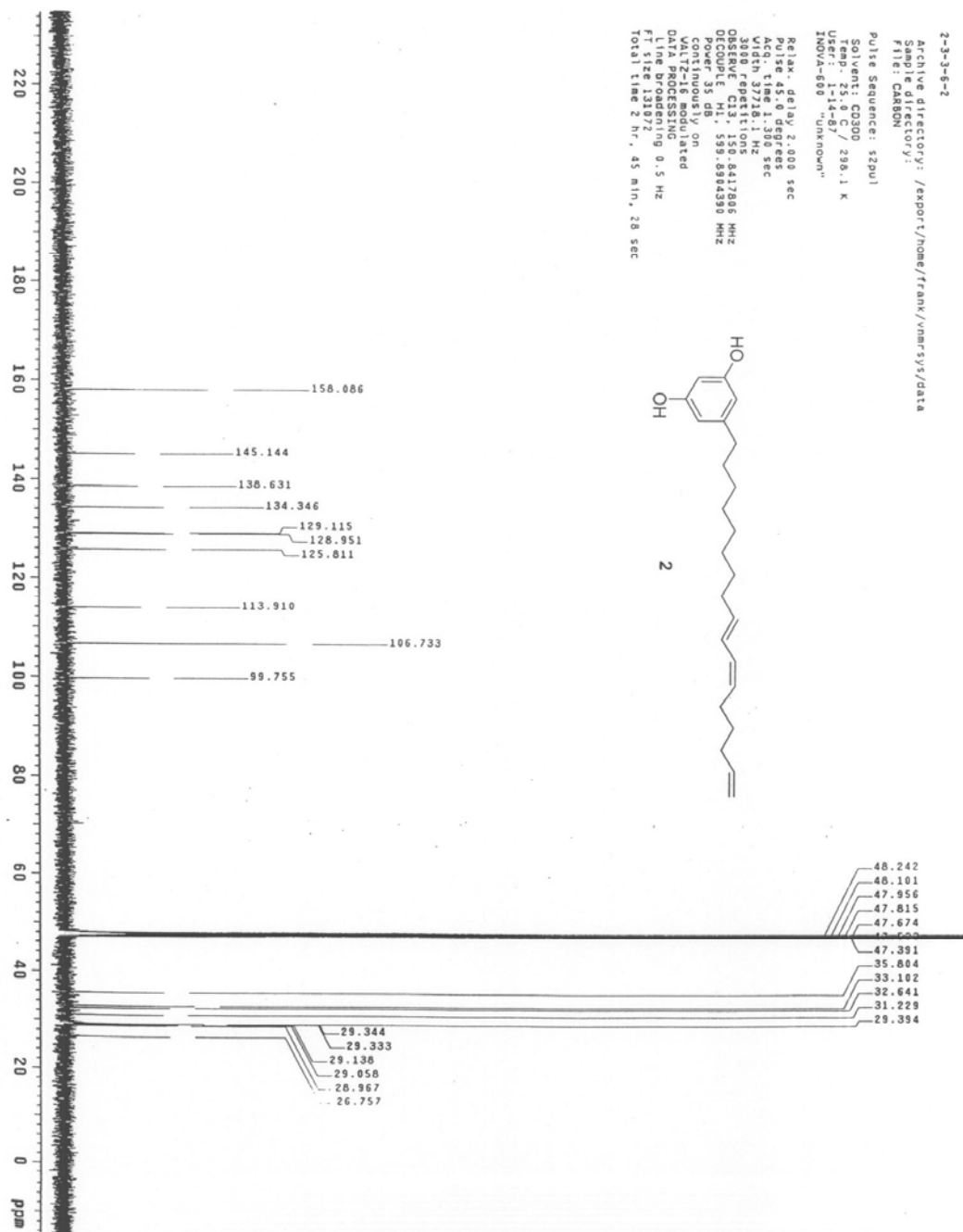


Figure S4.  $^{13}\text{C}$  NMR spectrum of 5-heptadeca-9'E,11'Z,16-trienylresorcinol (2)



**Figure S5.** Recycling HPLC Separation of 5-heptadeca-9'*E*,11'*Z*,16-trienylresorcinol (**2**)

