

Supplementary information for the paper:

J. Chem. Eng. Data, **2005**,

Measurement and Prediction of Thermochemical Properties.

Improved Increments for the Estimation of Enthalpies of Sublimation and Standard Enthalpies of Formation of Alkyl Derivatives of Urea

Vladimir N. Emel'yanenko

Department Chemistry and Technology, Mogilev State University of Food, Mogilev, Belarus

Gennady J. Kabo

Chemical Faculty, Research Institute for Physical Chemical Problems, Belorussian State University, Minsk, Belarus

Sergey P. Verevkin*

Department of Physical Chemistry, University of Rostock, Hermannstr. 14, D-18051 Rostock, Germany

*Corresponding author. E-mail: sergey.verevkin@uni-rostock.de

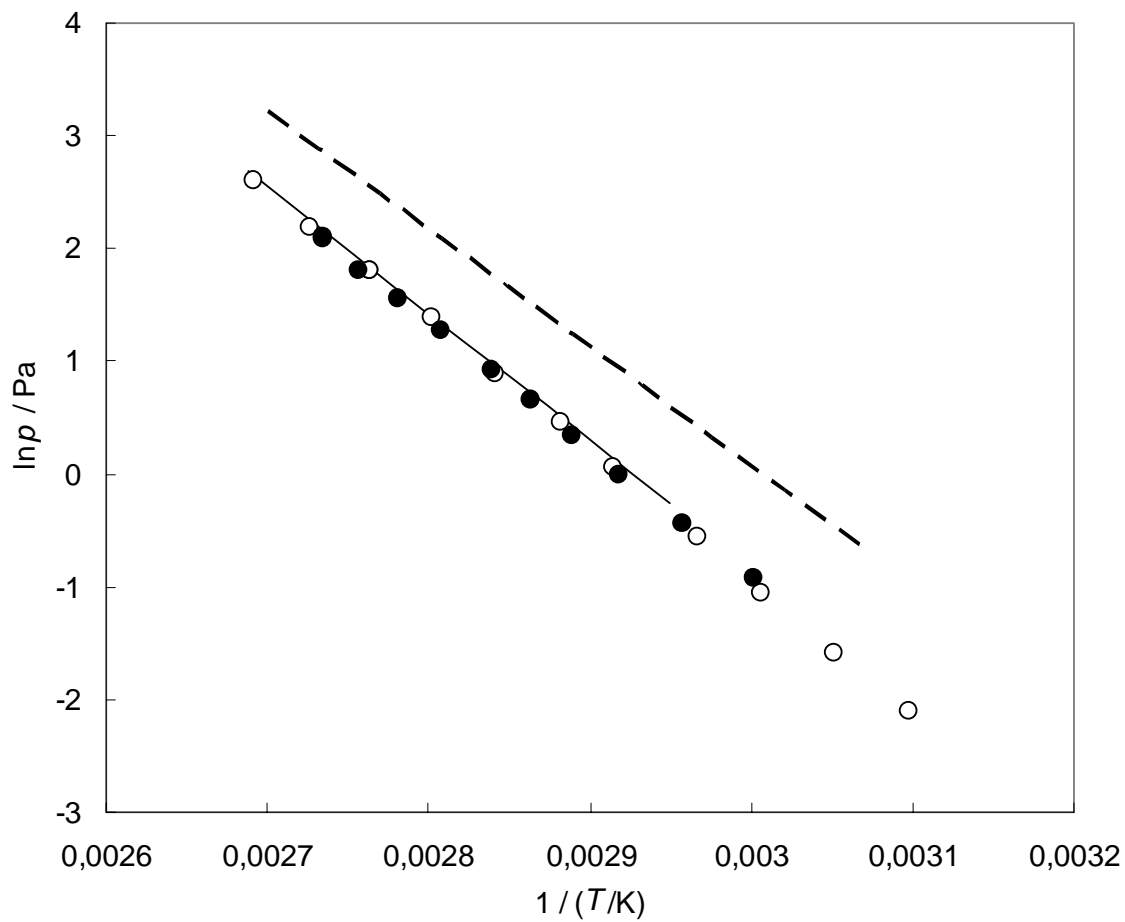


Figure 1. Experimental data of the vapor pressures of the 1-methylurea.

- Zaitsau, 2003
- this work
- Ferro, 1987
- Piacente, 1990

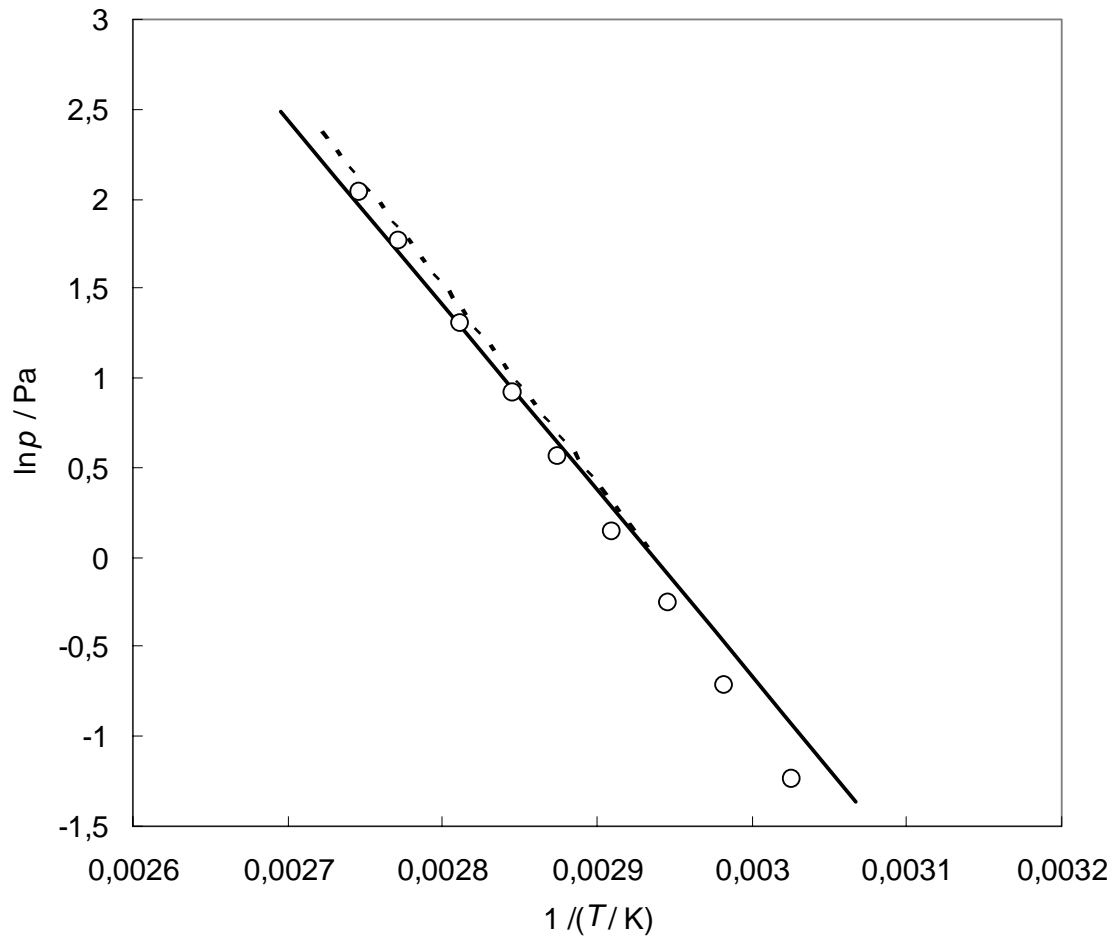


Figure 2. Experimental data of the vapor pressures of the 1-ethylurea.

- Zaitsau, 2003
- Piacente, 1990
- Ferro, 1987

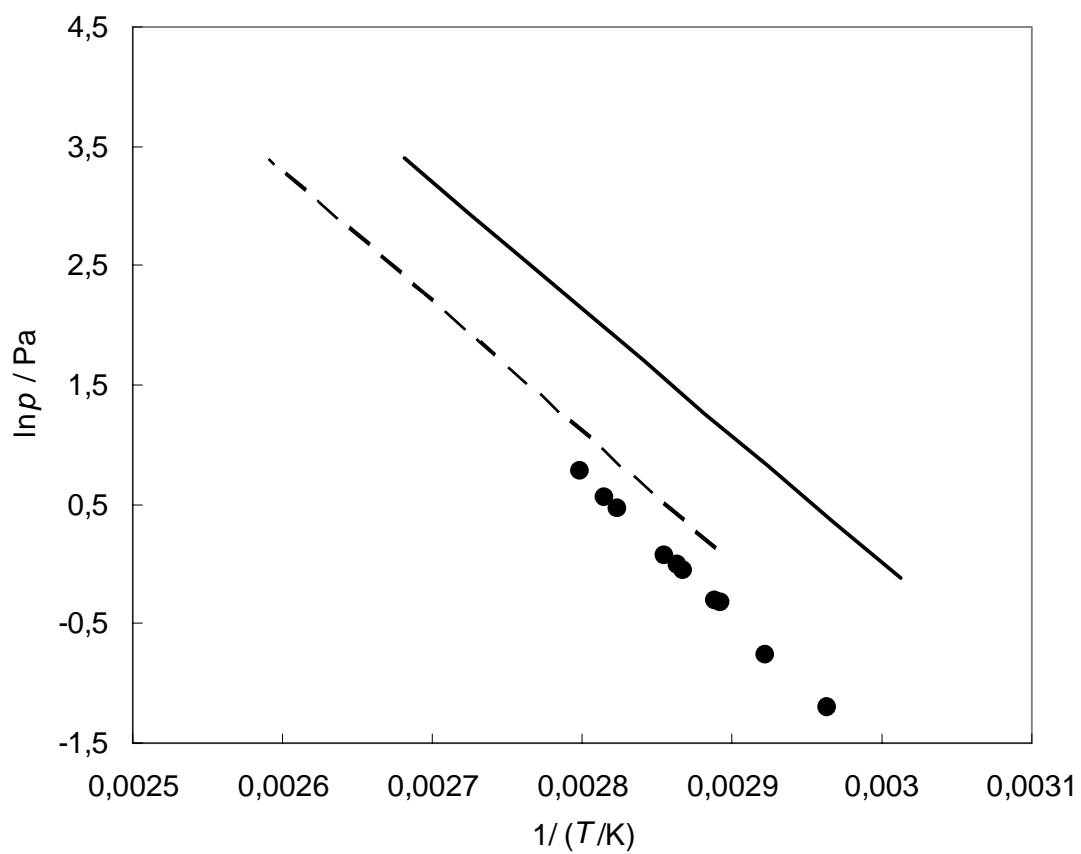


Figure 3. Experimental data of the vapor pressures of the 1-propylurea.

- this work
- Piacente, 1990
- Ferro, 1987

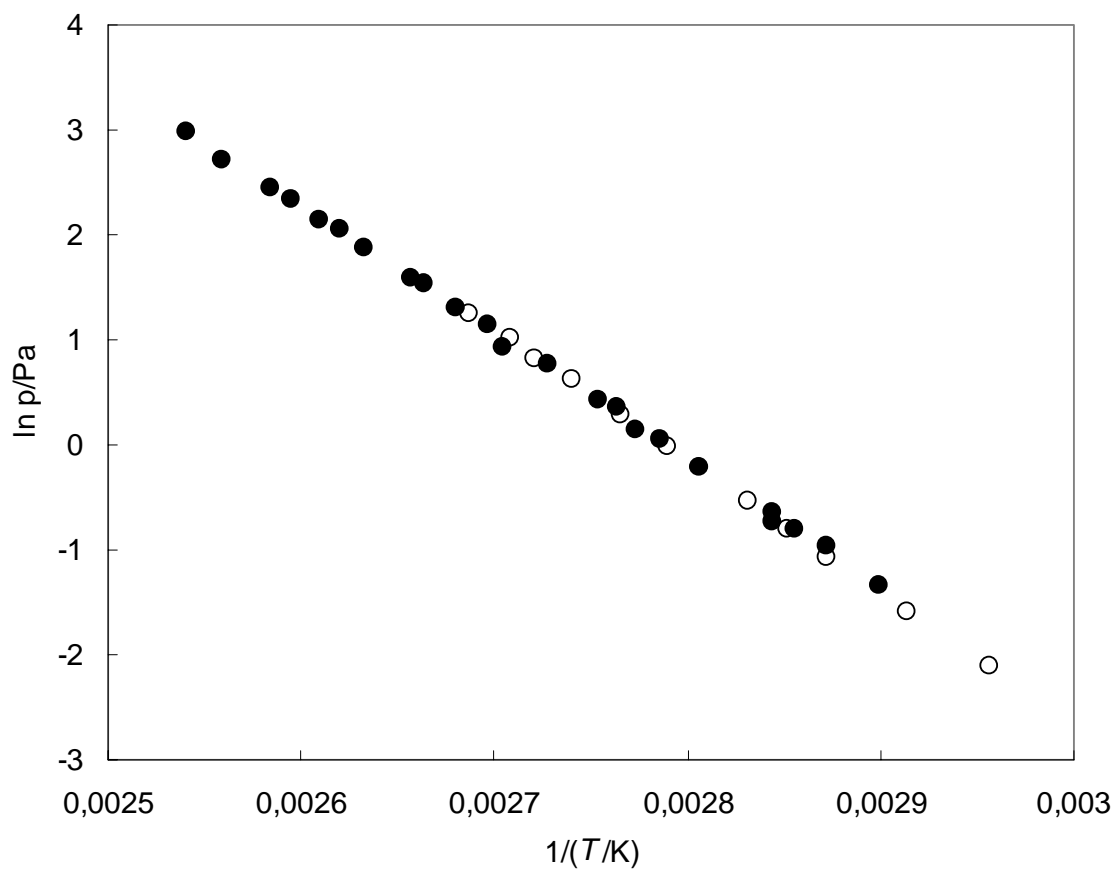


Figure 4. Experimental data of the vapor pressures of the sec-butylurea

- Zaitsau, 2003
- this work

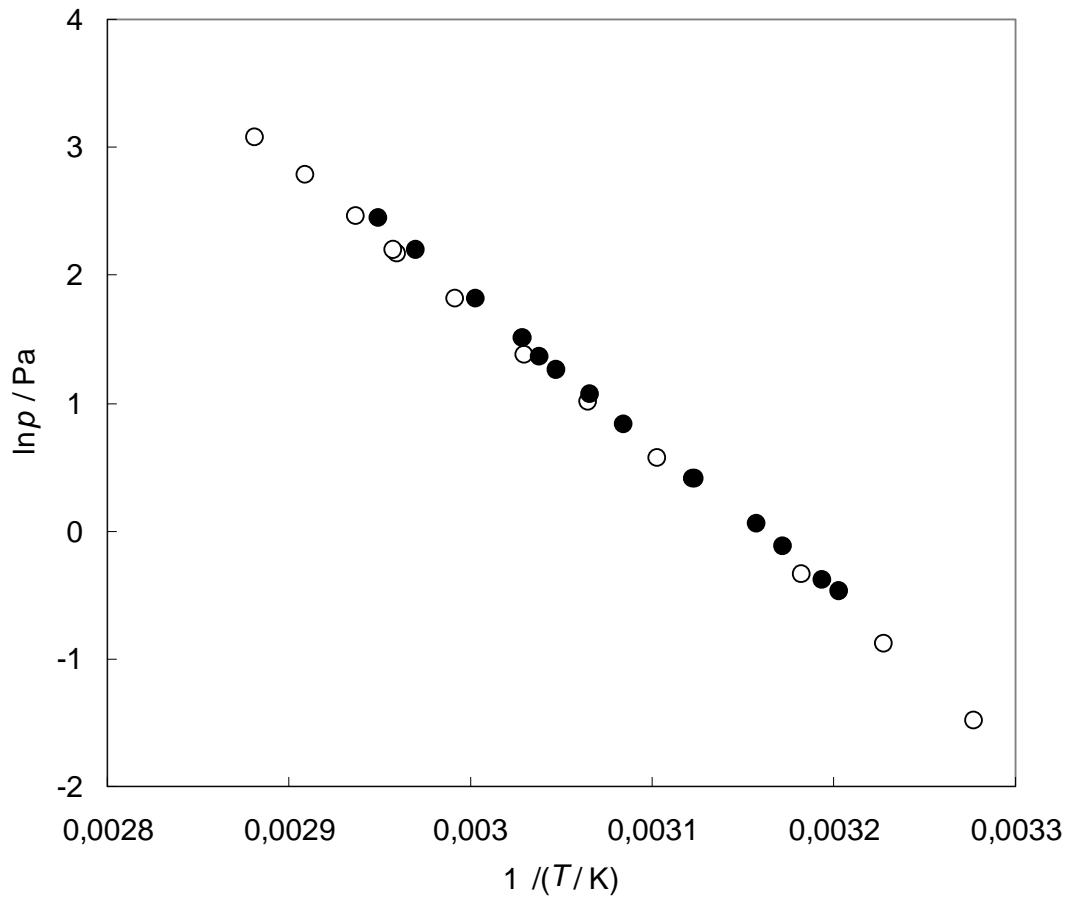


Figure 5. Experimental data of the vapor pressures of the 1,1-diethylurea

- Zaitsau, 2003
- this work

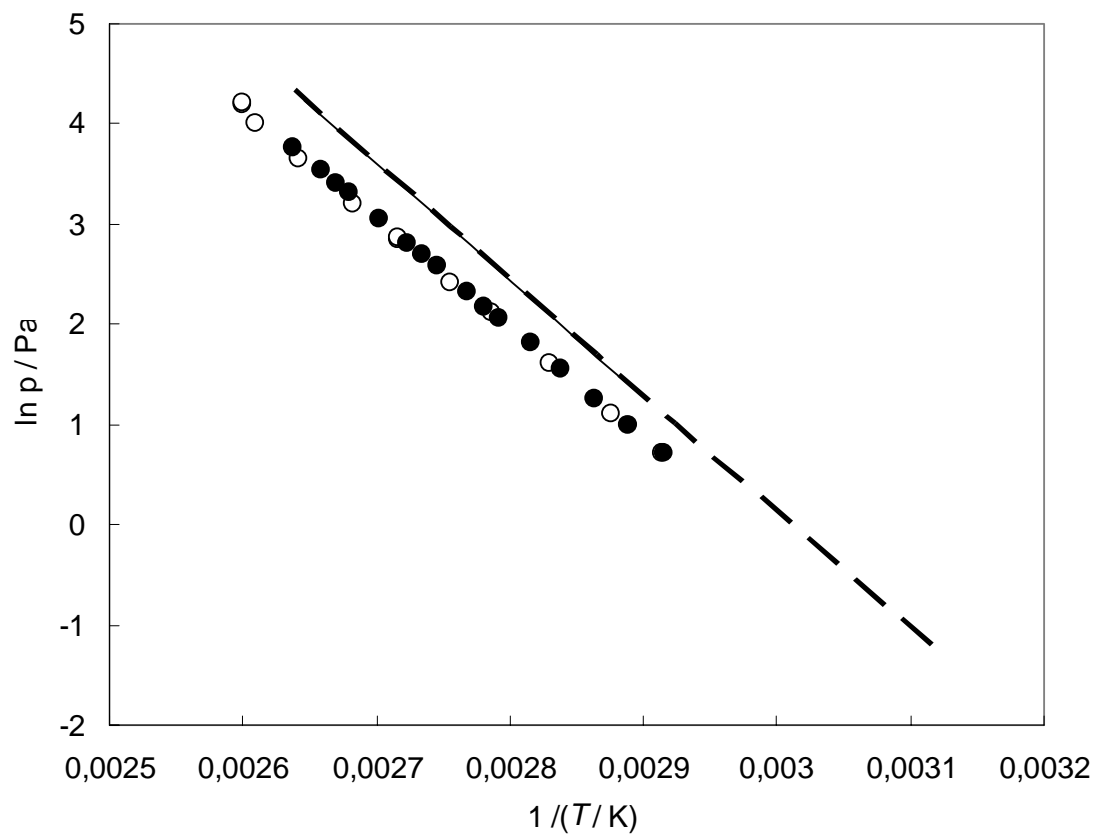


Figure 6. Experimental data of the vapor pressures of the 1,3-diethylurea.

- Zaitsau, 2003
- this work
- Ferro, 1987
- Piacente, 1990

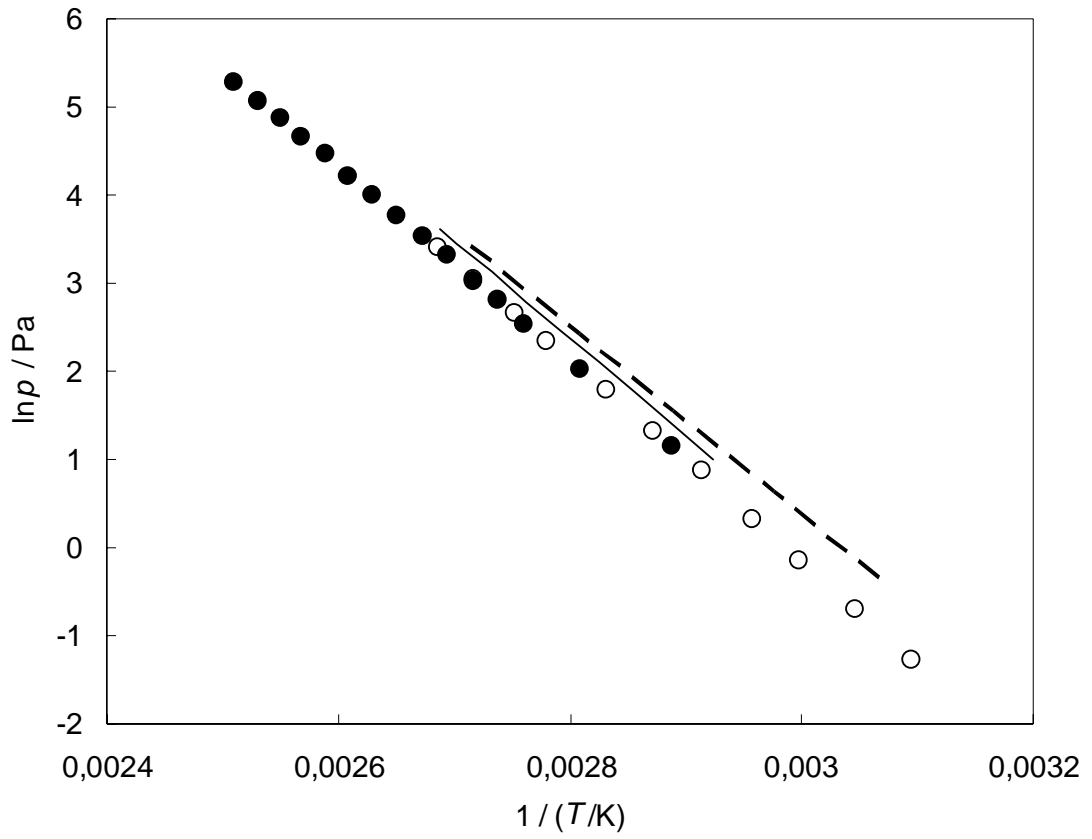


Figure 7. Experimental data of the vapor pressures of the 1,1-dimethylurea.

- Zaitsau, 2003
- this work
- Ferro, 1987
- Piacente, 1990

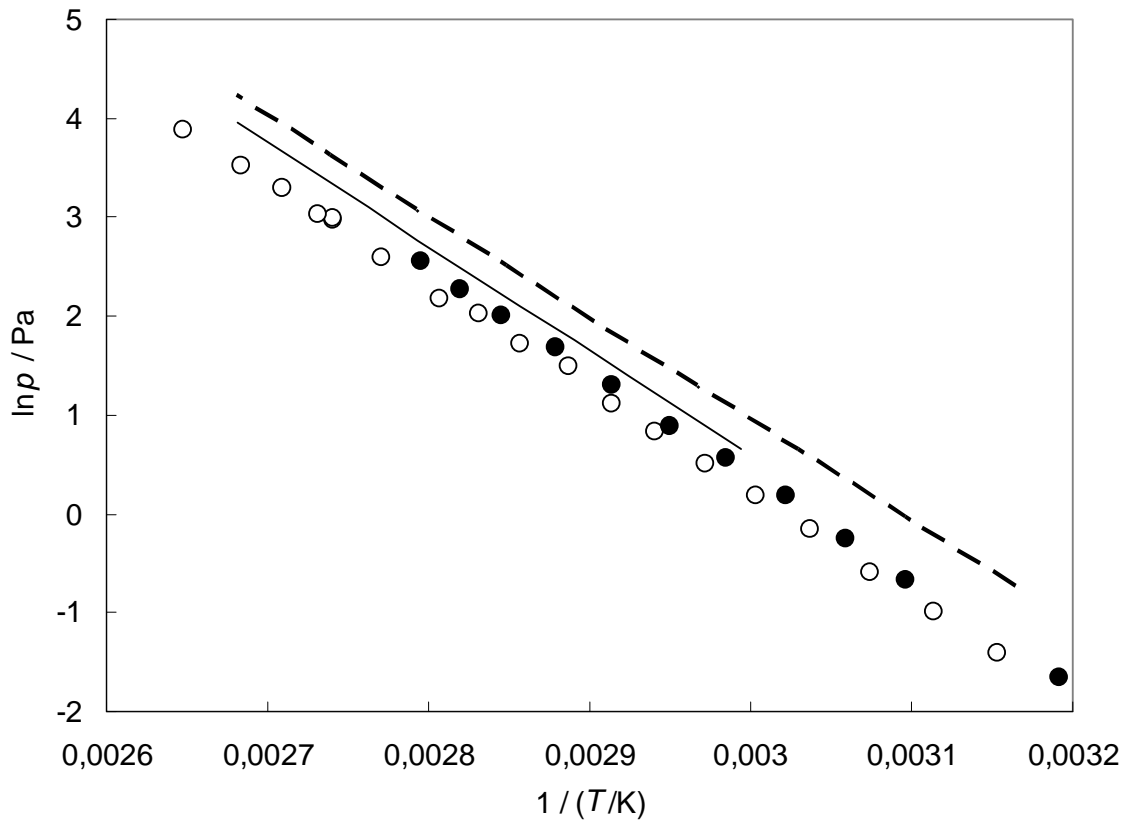


Figure 8. Experimental data of the vapor pressures of the 1,3-dimethylurea

- Zaitsau, 2003
- this work
- Ferro, 1987
- Piacente, 1990

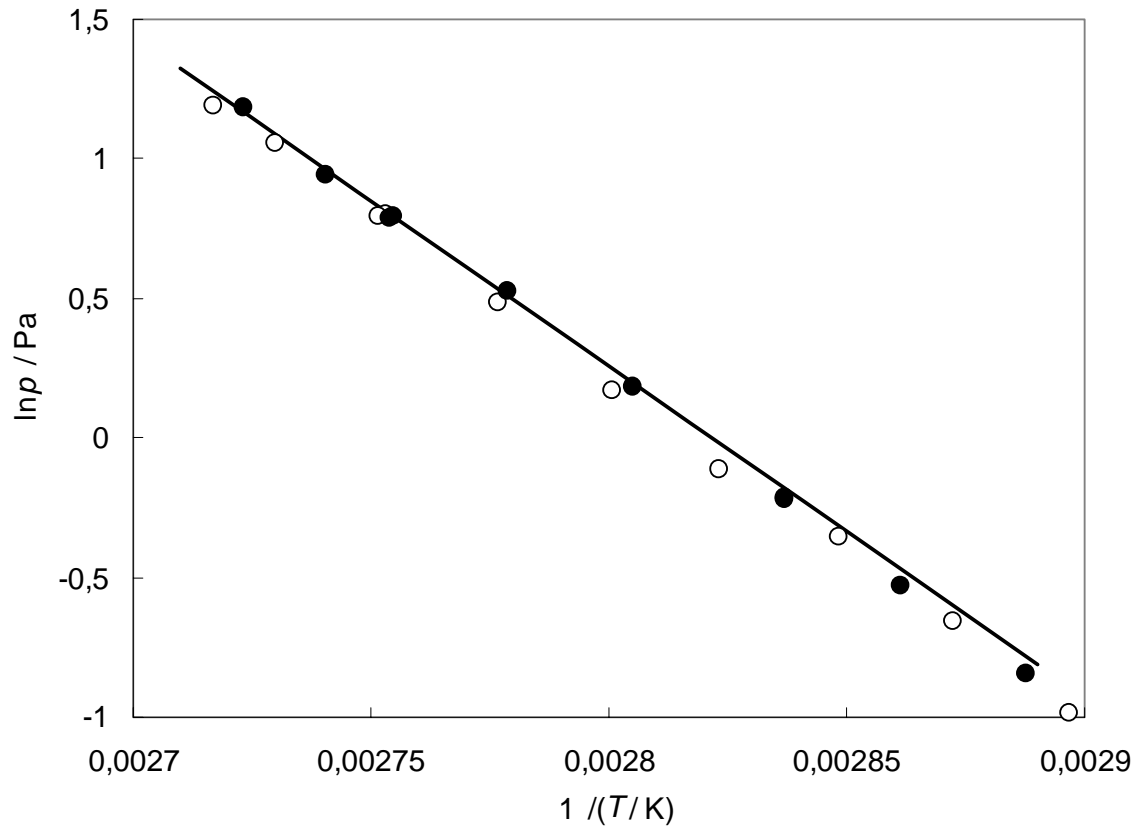


Figure 9. Experimental data of the vapor pressures of the 1-butylurea.

- Zaitsau, 2003.
- this work
- Fiorani, 1987

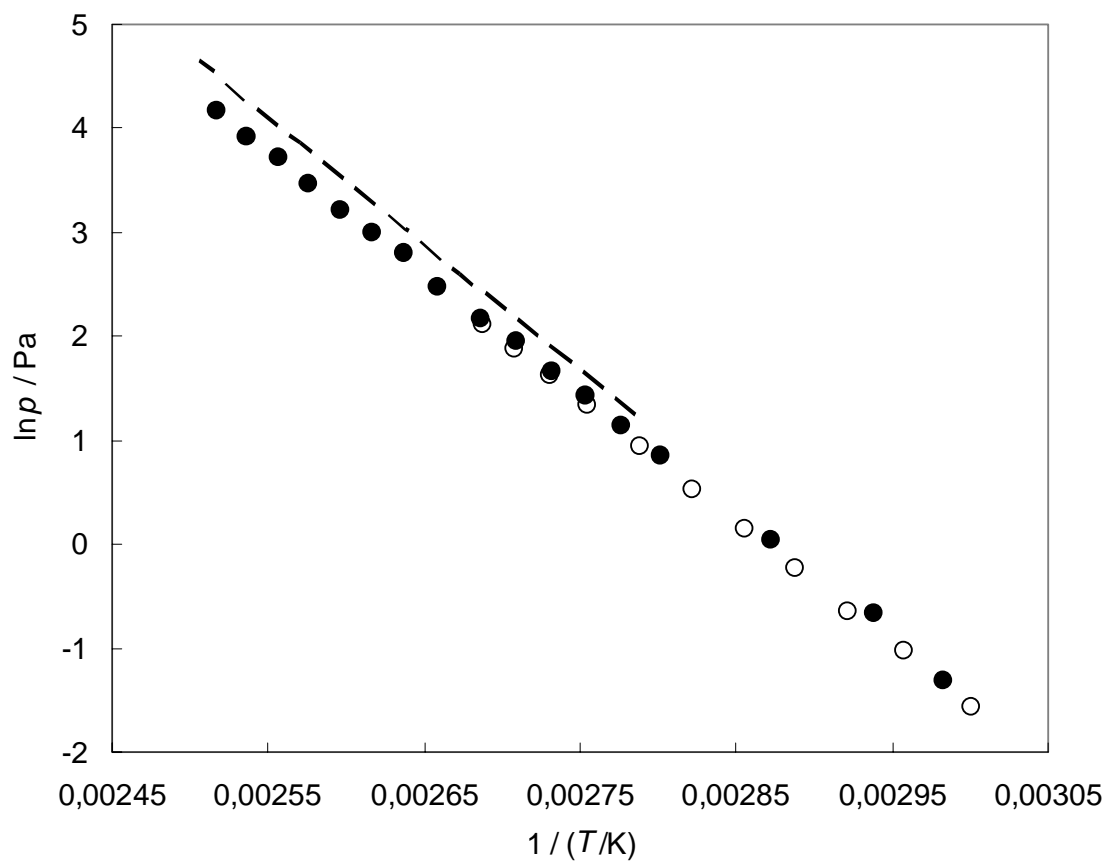


Figure 10. Experimental data of the vapor pressures of the 1-tert-butylurea.

- Zaitsau, 2003.
- this work.
- Piacente, 1990

TABLE 1.

Group-contribution values calculated using $\Delta_f H_m^\circ(\text{cr})/\text{kJ mol}^{-1}$ of urea and alkylureas (The experimental data and calculations from ref .5 (Simirskii, V. V.; Kabo, G. J.; Frenkel, M. L., Additivity of the enthalpies of formation of urea derivatives in the crystalline state. *J. Chem. Thermodyn.* **1987**, *19*, 1121-1127.)

Group-contribution	Set 1 ^a	Set 2 ^b
N-(H) ₂ (CO)	-466.45	-166.45
N-(H)(C)(CO)	-188.89	-91.22
N-(C) ₂ (CO)	-197.87	0.70
C-(H) ₃ (N)	22.62	-76.34
C-(H) ₂ (C)(N)	-19.75	-78.06
C-(H)(C) ₂ (N)	-62.89	-78.38
C-(C) ₃ (N)	-108.16	-81.92
C-(H) ₃ (C)	15.82	-25.48
C-(H) ₂ (C) ₂	-29.38	-28.52

^a The set of 10 entries: urea, 1-methylurea, 1-ethylurea, 1-iso-propylurea 1-n-butylurea, 1-sec-butylurea, 1-tert-butylurea, 1,1-di-methylurea, 1,1-di-ethylurea, and 1,3-di-tertbutylurea.

^b The set of 9 entries: urea, 1-methylurea, 1-iso-propylurea 1-n-butylurea, 1-sec-butylurea, 1-tert-butylurea, 1,1-di-methylurea, 1,1-di-ethylurea, and 1,3-di-tertbutylurea (1-ethylurea is excluded).

TABLE 2. Calculation of the Solid Enthalpy of Formation, $\Delta_f H_m^\circ(\text{cr})$ for Alkyl Derivative of Urea at $T = 298.15\text{K}$ (in $\text{kJ}\cdot\text{mol}^{-1}$) using increments from ref. 31 (Domalski, E.S.; Hearing, E.D., Estimation of Thermodynamic Properties of C-H-N-O-Halogen Compounds at 298.15 K, *J. Phys. Chem. Ref. Data* **1993**, *22*, 805-1159.)

Compounds	exp.	calc	exp-calc
1-methylurea	-327.80	-324.89	-2.91
1-ethylurea	-357.80	-358.89	1.09
1-iso-propylurea	-389.50	-390.21	0.71
1-n-butylurea	-419.50	-417.71	-1.79
1-sec-butylurea	-413.20	-417.28	4.08
1-tert-butylurea	-414.70	-430.42	15.72
1,1-dimethylurea	-319.10	-315.53	-3.57
1,1-diethylurea	-372.20	-374.83	2.63
		Mean:	4.06

TABLE 3. Calculation of the Solid Enthalpy of Formation, $\Delta_f H_m^\circ$ (g) for Alkyl Derivative of Urea at $T = 298.15\text{K}$ (in $\text{kJ}\cdot\text{mol}^{-1}$) using increments from ref. 31 (Domalski, E.S.; Hearing, E.D., Estimation of Thermodynamic Properties of C-H-N-O-Halogen Compounds at 298.15 K, *J. Phys. Chem. Ref. Data* **1993**, 22, 805-1159.)

Compounds	exp.	calc	exp-calc
1-methylurea	-231.90	-232.54	0.64
1-ethylurea	-258.50	-260.84	2.34
1-iso-propylurea	-291.40	-296.02	4.62
1-n-butylurea	-314.50	-302.10	-12.40
1-sec-butylurea	-311.30	-314.39	3.09
1-tert-butylurea	-316.90	-330.45	13.55
1,1-dimethylurea	-224.20	-222.64	-1.56
1,1-diethylurea	-276.40	-270.12	-6.28
		Mean:	5.56