

Supporting Information

N₂ Provides Insight into the Mechanism of H-C(sp³) Bond Cleavage

Amy Walstrom, Maren Pink, Nikolai P. Tsvetkov, Hongjun Fan, Michael Ingleson, and
Kenneth G. Caulton*

Department of Chemistry, Indiana University, Bloomington, IN, [caulton@indiana.edu]

Experimental.

General Considerations: All manipulations were performed using standard Schlenk or glovebox techniques in inert (Argon) atmosphere. All solvents, including deuterated NMR solvents, were dried over and distilled from Na/benzophenone, CaH₂, or 4Å molecular sieves, then degassed and stored in air tight vessels. All other reagents were degassed and / or used as received from commercial vendors. ¹H, ¹³C{¹H} and ³¹P{¹H} NMR spectra were recorded on either a Varian Unity I400 (400 MHz ¹H, 101 MHz ¹³C, 162 MHz ³¹P, 376 MHz ¹⁹F) instrument, or a Varian Gemini 2000 (300 MHz ¹H, 75 MHz ¹³C, 121 MHz ³¹P, 282 MHz ¹⁹F) instrument, with chemical shifts reported in ppm, referenced to protio impurities in each stated solvent, with the exception of ³¹P{¹H} and ¹⁹F{¹H} spectra which were externally referenced to 85% H₃PO₄ (0 ppm), and neat CF₃CO₂H (-78.5 ppm), respectively. All FT-IR spectra were recorded on a Nicolet 510P spectrophotometer.

Reaction of PNPRuCl with Tetramethylammonium Fluoride (Me₄NF):

To 300 mg (0.513 mmol) of PNPRuCl in THF, 140 mg (3 eq.) of very dry Me₄NF (and 78 mg of CsF as an HF scavenger) were added, and the mixture stirred at ambient temperature for 90 minutes. The mixture was then filtered and stripped to dryness. The green residue was then redissolved in 5 mL of pentane and placed in a freezer, overnight at -40 C^o. Bright pea green crystals of (PNP)RuF were collected (185 mg) and the amount of solvent reduced and the solution placed back in the freezer overnight. A second crop (60 mg) of comparable purity was then isolated; total percent yield is 85%. Minor impurities include (PNP)RuCl and a (PNP)Ru complex where the ligand has been hydrolyzed, presumably by water from Me₄NF. ¹H NMR (400 MHz, THF-D₈): δ 24.68 (s, 12H, SiMe₂), -7.52 (s, 36H, PCMe₃), -37.43 (s, 4H, Si-CH₂-P). ³¹P{¹H} NMR (161.2 MHz, THF-D₈): No signal from -500 to +500 ppm. ¹⁹F{¹H} NMR (376 MHz, THF-D₈): No signal from +100 to -500 ppm.

Reaction of PNPRuF and trifluoromethanesulfonatotrimethylsilane (TMSOTf):

To 9.98 mg (0.0171 mmol) of PNPRuF in C₆D₆, 3.2 μL of TMSOTf was added. Upon addition of TMSOTf at 22 C, there was a rapid, distinct color change of the solution from pea green to yellow-orange, quantitatively yielding (PNP)Ru(OTf): ¹H NMR (400 MHz, C₆D₆): δ 32.42 (s, 12H, SiMe₂), -12.26 (s, 36H, PCMe₃), -38.18 (s, 4H, Si-CH₂-P). ¹⁹F{¹H} NMR (376

MHz, C₆D₆): δ -24.00 (s, CF₃ of PNPRuOTf). ³¹P{¹H} NMR (161.2 MHz, C₆D₆): no signal in -500 – +500 ppm.

Reaction of PNPRuOTf with excess N₂: Product 2

To 10.4 mg (0.0171 mmol) of PNPRuF in C₆H₆, 3.2 μ L of TMSOTf was added, in a J-Young tube. Upon addition of TMSOTf at 22 C, there was a rapid, distinct color change of the solution from pea green to yellow-orange. Volatiles were stripped by vacuum and the resultant oily residue was redissolved in C₆D₆, and immediately frozen in liquid N₂. The headspace of the tube was then charged with 1 atm of N₂, and the tube was then allowed to thaw, and mixed vigorously to ensure homogeneity. Conversion to **2** was quantitative.

¹H NMR (400 MHz, C₆D₆): Selected resonances - δ 3.41 (bs, 1H, N-H backbone), 1.38 (d, J_{P-H} = 18.4 Hz, 9H, PCMe₃), 1.30 (d, J_{P-H} = 16.0 Hz, 9H, PCMe₃), 0.97 (d, J_{P-H} = 14.4 Hz, 9H, PCMe₃), 0.44 (s, 3H, SiMe), 0.38 (s, 3H, SiMe), 0.18 (s, 3H, SiMe), 0.01 (s, 3H, SiMe). ³¹P{¹H} NMR (161.2 MHz, C₆D₆) δ 55.10 (d, J_{P-P} = 283 Hz, A of AX), 15.29 (d, J_{P-P} = 285 Hz, X of AX). ¹⁹F{¹H} NMR (376 MHz, C₆D₆) δ -81.23 ppm. After approximately 30 minutes, bright orange crystals began to precipitate. FT-IR: KBr – 2079 cm⁻¹.

Variable Temperature study:

To 10.2 mg (0.0171 mmol) of PNPRuF in C₆H₆, 3.2 μ L of TMSOTf was added, in a J-Young tube, stripped to dryness, and solid (PNP)Ru(OTf) redissolved in C₇D₈ under N₂. The dark orange mixture was kept frozen until it was placed into a precooled NMR probe, where spectra were obtained at -60 °C up to 20 °C in 10 or 20 degree increments. The spectra are as follows:

¹H NMR (400 MHz, C₇D₈, -60 °C): δ 3.23 (bs, N-H of **2**), 1.21 (br), 0.38 (br s). ³¹P{¹H} NMR (161.2 MHz, C₇D₈, -60 °C): δ 93.3 (s, A of AX pattern for **X**), 59.8 (s, X of AX pattern for **X**), 50.1 (d, J_{P-P} = 277 Hz, A of AX pattern for **2**), 17.1 (d, J_{P-P} = 277 Hz, X of AX pattern for **2**). ¹⁹F{¹H} NMR (376.4 MHz, C₇D₈, -60 °C): δ -80.24 (s, **X**), -81.13 (bs, **2**).

¹H NMR (400 MHz, C₇D₈, -50 °C): δ 3.25 (bs, N-H of **2**), 1.31 (br), 1.10 (br), 0.93 (br), 0.72 (br), 0.33 (br), 0.21 (br), 0.14 (br). ³¹P{¹H} NMR (161.2 MHz, C₇D₈, -50 °C): δ 93.1 (s, A of AX pattern for species **X**), 59.8 (s, X of AX pattern for species **X**), 50.1 (d, J_{P-P} = 270 Hz, A of AX pattern for **2**), 17.0 (d, J_{P-P} = 270 Hz, X of AX pattern for **2**). ¹⁹F{¹H} NMR (376.4 MHz, C₇D₈, -50 °C): δ -80.22 (s, **X**), -81.21 (bs, **2**).

¹H NMR (400 MHz, C₇D₈, -40 °C): δ 3.25 (bs, N-H of **2**), 1.49 (br s), 1.36 (br s), 1.11 (br s), 0.92 (br s), 0.72 (br s), 0.36 (br s), 0.20 (br s), 0.15 (br s). ³¹P{¹H} NMR (161.2 MHz, C₇D₈, -40 °C): δ 50.2 (d, J_{P-P} = 270 Hz, A of AX pattern for **2**), 17.1 (d, J_{P-P} = 270 Hz, X of AX pattern for **2**). ¹⁹F{¹H} NMR (376.4 MHz, C₇D₈, -40 °C): δ -81.21 (bs, **2**).

¹H NMR (400 MHz, C₇D₈, -30 °C): δ 3.25 (bs, N-H of **2**), 1.46 (br s), 1.35 (br s), 1.08 (bd, J_{P-H} = 1.0 Hz), 0.91 (bd, J_{P-H} = 1.2 Hz), 0.17 (s), 0.13 (s). ³¹P{¹H} NMR (161.2 MHz, C₇D₈, -30 °C): δ 51.4 (d, J_{P-P} = 270 Hz, A of AX pattern for **2**), 17.1 (d, J_{P-P} = 272 Hz, X of AX pattern for **2**). ¹⁹F{¹H} NMR (376.4 MHz, C₇D₈, -30 °C): δ -81.17 (bs, **2**).

¹H NMR (400 MHz, C₇D₈, -20 °C): δ 3.27 (bs, N-H of **2**), 1.42 (bd, J_{P-H} = 10.8 Hz, PCMe₃), 1.30 (bd, J_{P-H} = 10.6 Hz, PCMe₃), 1.00 (bd, J_{P-H} = 4.2 Hz, PCMe₃), 0.32 (s, SiMe), 0.23 (s, SiMe), 0.15 (s, SiMe), -0.06 (s, SiMe). ³¹P{¹H} NMR (161.2 MHz, C₇D₈, -20 °C): δ 52.14 (d,

$J_{P-P} = 276$ Hz, A of AX pattern for **2**), 16.37 (d, $J_{P-P} = 278$ Hz, X of AX pattern for **2**). $^{19}\text{F}\{^1\text{H}\}$ NMR (376.4 MHz, C_7D_8 , -20°C): δ -81.18 (bs, **2**).

^1H NMR (400 MHz, C_7D_8 , 0°C): δ 3.36 (bs, 1H, N-H of **2**), 1.37 (d, $J_{P-H} = 17.6$ Hz, 9H, PCMe_3), 1.28 (d, $J_{P-H} = 16.8$ Hz, 9H, PCMe_3), 0.98 (d, $J_{P-H} = 12.4$ Hz, 9H, PCMe_3), 0.41 (s, 3H, SiMe), 0.38 (s, 3H, SiMe), 0.14 (s, 3H, SiMe), 0.00 (s, 3H, SiMe). $^{31}\text{P}\{^1\text{H}\}$ NMR (161.2 MHz, C_7D_8 , 0°C): δ 54.14 (d, $J_{P-P} = 280$ Hz, A of AX pattern for **2**), 15.35 (d, $J_{P-P} = 280$ Hz, X of AX pattern for **2**). $^{19}\text{F}\{^1\text{H}\}$ NMR (376.4 MHz, C_7D_8 , 0°C): δ -81.18 (bs, **2**).

^1H NMR (400 MHz, C_7D_8 , 20°C): δ 3.40 (bs, 1H, N-H of **2**), 1.37 (d, $J_{P-H} = 17.8$ Hz, 9H, PCMe_3), 1.29 (d, $J_{P-H} = 17.6$ Hz, 9H, PCMe_3), 0.98 (d, $J_{P-H} = 14.0$ Hz, 9H, PCMe_3), 0.40 (s, 3H, SiMe), 0.38 (s, 3H, SiMe), 0.15 (s, 3H, SiMe), 0.00 (s, 3H, SiMe). $^{31}\text{P}\{^1\text{H}\}$ NMR (161.2 MHz, C_7D_8 , 20°C) δ 55.14 (d, $J_{P-P} = 282$ Hz, A of AX pattern for **2**), 15.37 (d, $J_{P-P} = 282$ Hz, X of AX pattern for **2**). $^{19}\text{F}\{^1\text{H}\}$ NMR (376.4 MHz, C_7D_8 , 20°C): δ -81.23 (bs, **2**).

X-Ray Structure Determination

Data collection

A orange crystal (approximate dimensions $0.30 \times 0.28 \times 0.25 \text{ mm}^3$) was placed onto the tip of a 0.1 mm diameter glass capillary and mounted on a SMART6000 (Bruker) at 130(2) K. The data collection was carried out using Mo K α radiation (graphite monochromator) with a frame time of 2 seconds and a detector distance of 5.0 cm. A randomly oriented region of reciprocal space was surveyed to the extent of a sphere. Four major sections of frames were collected with 0.30° steps in ω at different ϕ settings and a detector position of -43° in 2θ . An additional set of 50 frames was collected in order to model decay. Data to a resolution of 0.80 \AA were considered in the reduction. Final cell constants were calculated from the xyz centroids of 4009 strong reflections from the actual data collection after integration (SAINT).¹ The intensity data were corrected for absorption (SADABS).²

Structure solution and refinement

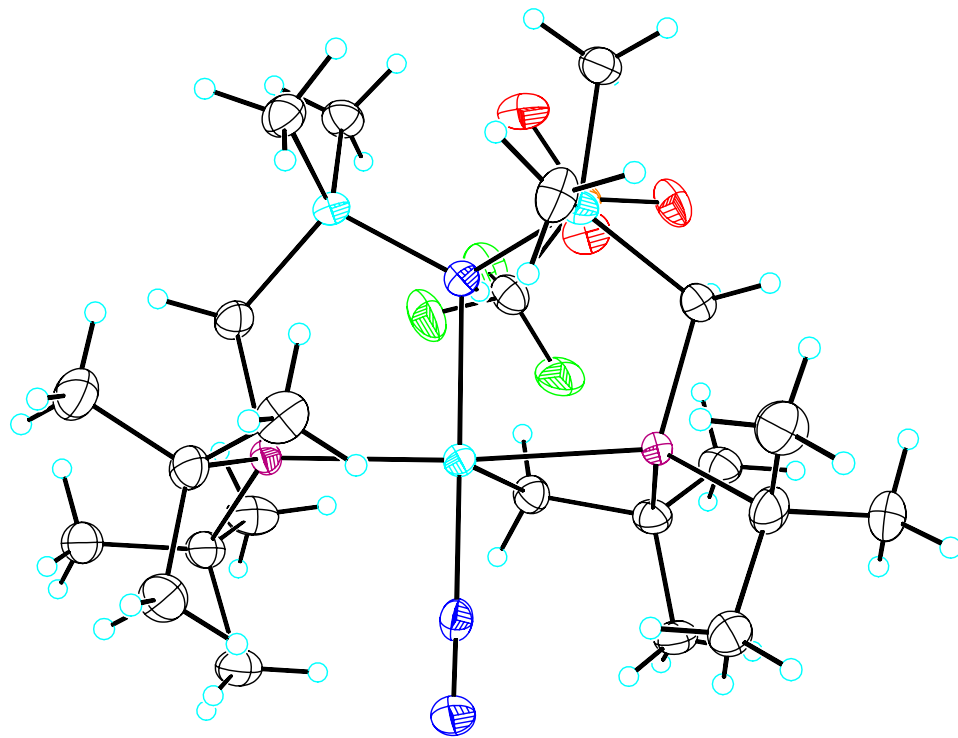
The space group $P2_1/n$ was determined based on intensity statistics and systematic absences. The structure was solved using SIR-92³ and refined with SHELXL-97.⁴ A direct-methods solution was calculated which provided most non-hydrogen atoms from the E-map. Full-matrix least squares / difference Fourier cycles were performed which located the remaining non-hydrogen atoms. All non-hydrogen atoms were refined with anisotropic displacement parameters. The hydrogen atoms were placed in ideal positions and refined as riding atoms with relative isotropic displacement parameters; the exception is H1n, which was refined for all parameters. The final full matrix least squares refinement converged to $R1 = 0.0478$ and $wR2 = 0.1162$ (F^2 , all data). The remaining electron density is located near the metal.

¹ SAINT, Bruker Analytical X-Ray Systems, Madison, WI, current version.

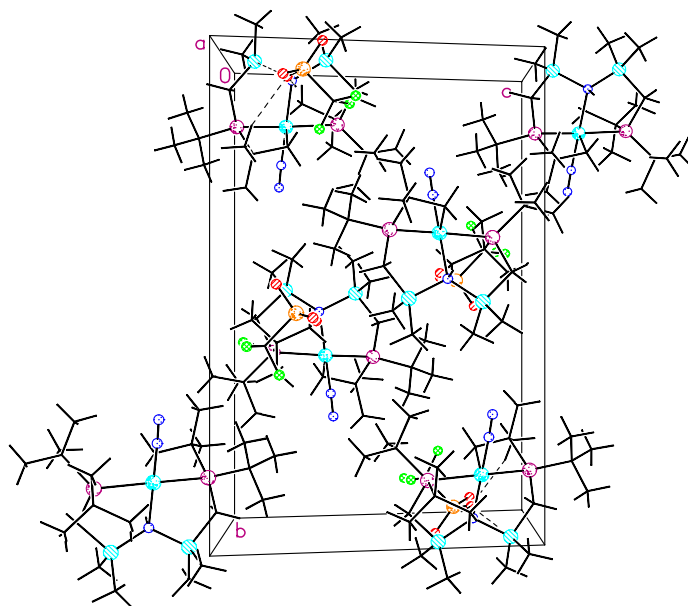
² An empirical correction for absorption anisotropy, R. Blessing, *Acta Cryst.* A51, 33 - 38 (1995).

³ SIR-92, A. Altomare, G. Cascarno, C. Giacovazzo, A. Gualardi, *J. Appl. Cryst.* 26, 343-350 (1993).

⁴ SHELXTL-Plus, Bruker Analytical X-Ray Systems, Madison, WI, current version.



Formula unit.



Cell plot, view along *a*.

Computational Details

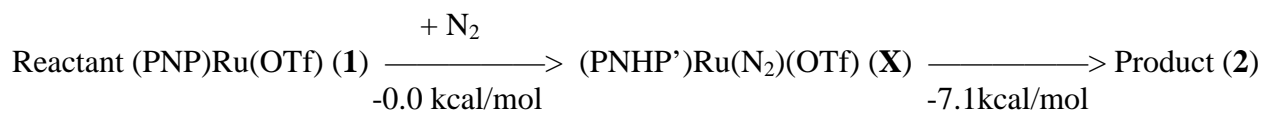
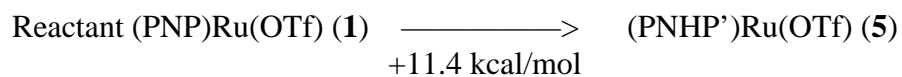
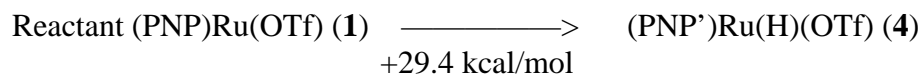
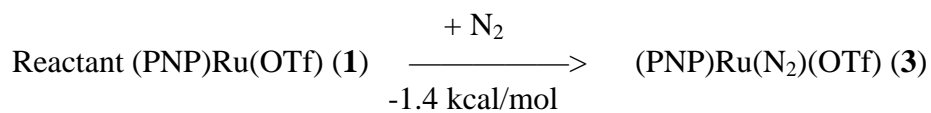
All calculations were carried out using Density Functional Theory as implemented in the Jaguar 5.5 suite¹ of ab initio quantum chemistry programs. Geometry optimizations were performed with the B3LYP^{2,5} functional and the 6-31G** basis set. The transition metals were represented using the Los Alamos LACVP** basis⁶⁻⁸ that includes relativistic effective core potentials. The energies of the optimized structures were reevaluated by additional single-point calculations on each optimized geometry using Dunning's correlation-consistent triple- ζ basis set⁹ ccpVTZ(-f) that includes a double set of polarization functions. For all transition metals, we used a modified version of LACVP**, designated as LACV3P**, in which the exponents were decontracted to match the effective core potential with the triple- ζ .

References

- (1) Jaguar. 5.5 ed, Schrödinger, L.L.C, Portland, OR, 1991-2003.
- (2) Becke, A. D. *Phys. Rev. A* **1988**, 38, 3098.
- (3) Becke, A. D. *J. Chem. Phys.* **1993**, 98, 5648.
- (4) Lee, C. T.; Yang, W. T.; Parr, R. G. 1988 **Phys. Rev. B**, 37, 785.
- (5) Vosko, S. H.; Wilk, L.; Nusair, M. *Can. J. Phys.* **1980**, 58, 1200.
- (6) Hay, P. J.; Wadt, W. R. *J. Chem. Phys.* **1985**, 82, 270.
- (7) Hay, P. J.; Wadt, W. R. *J. Chem. Phys.* **1985**, 82, 299.
- (8) Wadt, W. R.; Hay, P. J. *J. Chem. Phys.* **1985**, 82, 284.
- (9) Dunning, T. H. *J. Chem. Phys.* **1989**, 90, 1007.

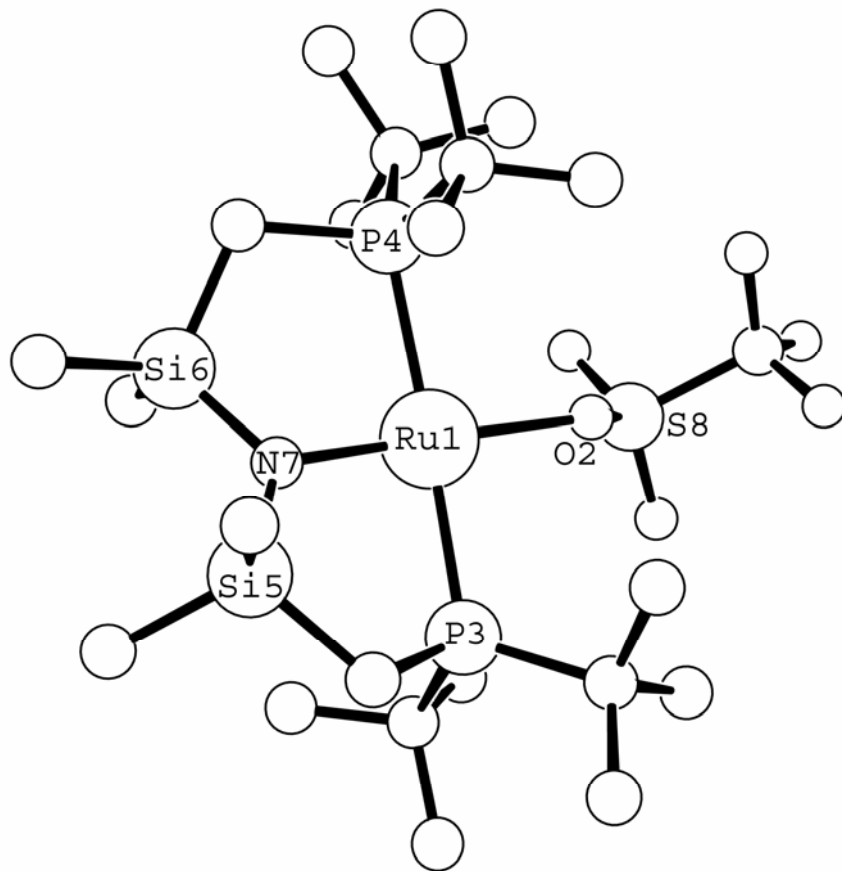
S1. Energy profile.

E(SCF) of N₂: -109.56463 Hartree.



S2. Optimized Structure and energy of the reactant (PNP)Ru(OTf), **1**.

Triplet ground state, $E(\text{SCF}) = -3242.31666$ Hartree.



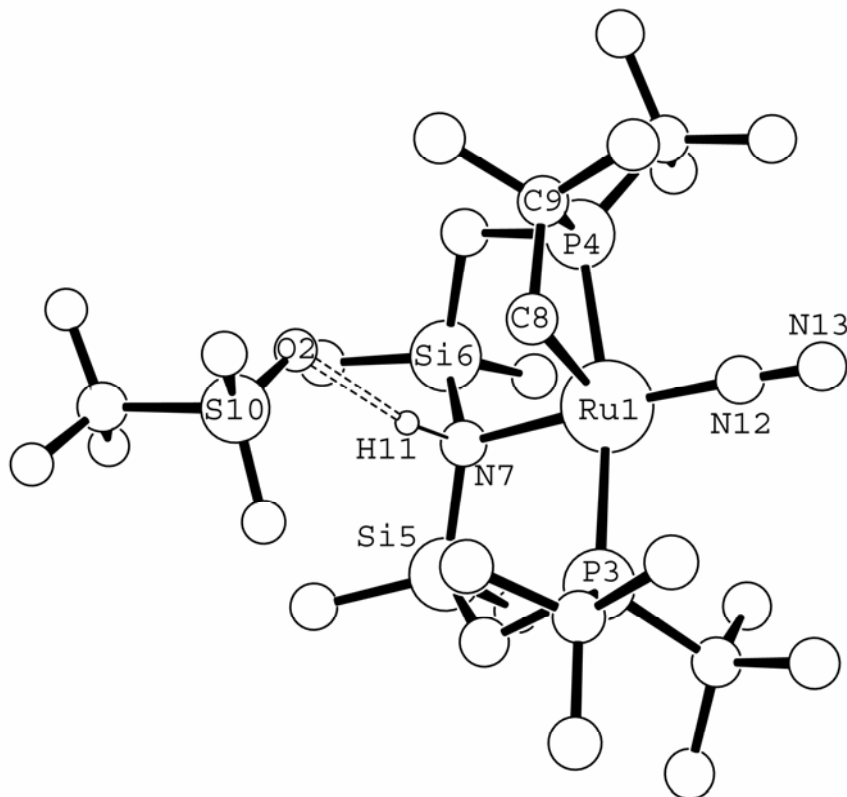
Select bond lengths (in Å) and bond angles (in °):

Ru1–O2:	2.19	O2–Ru1–P4:	93.8
Ru1–N7:	2.05	O2–Ru1–N7:	175.9
Ru1–P4:	2.53	P4–Ru1–P3:	171.1
O2–S8 :	1.52	P4–Ru1–N7:	87.3
N7–Si6:	1.76	S8–O2–Ru1:	133.3
Ru1–P3:	2.47	Si5–N7–Ru1:	121.3
		Si6–N7–Ru1:	116.1
		Si6–N7–Si5:	122.5

Coordinates:

Ru	14.620341954	1.716547164	18.955706267	C	11.486186463	3.260482487	22.453533173
O	15.696033918	1.528146308	17.054471446	H	12.178602258	3.979992950	22.904108476
P	16.021036618	-0.038778898	19.987104844	H	11.290278100	2.472695436	23.186705488
P	13.298186519	3.739695780	18.198525481	H	10.537647381	3.786361829	22.285435052
Si	14.588012036	1.529195259	22.268259415	C	10.863131703	1.269081503	20.228981497
Si	12.104893169	2.588214926	20.786922298	H	11.150001984	0.810649367	19.277021170
N	13.739646284	1.946186529	20.789477528	H	9.852740120	1.680580210	20.113347822
C	15.320157036	3.062134351	23.117708426	H	10.805172896	0.465487012	20.972740282
H	14.541822588	3.765584271	23.433164488	C	12.093546402	4.055780128	19.581451810
H	16.000329588	3.602012567	22.448751896	H	11.088013065	4.222585743	19.187740080
H	15.887974247	2.779856604	24.013338622	H	12.369377602	4.967718341	20.122121805
C	13.529769697	0.634172554	23.571884094	C	14.501184297	5.241237366	18.239137608
H	12.949174781	1.339387093	24.174664243	C	13.819856424	6.596751915	17.982178810
H	14.181823924	0.084616505	24.262612230	H	14.541175510	7.405671535	18.156694581
H	12.832122485	-0.086898170	23.134105052	H	12.969838058	6.768577390	18.650073635
C	16.060451717	0.423276148	21.782672146	H	13.472138003	6.692460598	16.951184267
H	16.962682569	1.025898482	21.931223243	C	15.137280714	5.265988511	19.646337283
H	16.167916942	-0.453987951	22.429920347	H	15.886726798	6.066213035	19.683335994
C	15.267254152	-1.801019721	19.946368193	H	15.643504234	4.324505755	19.880741119
C	13.955367367	-1.756491824	20.758317270	H	14.412030051	5.460001924	20.441028365
H	13.426467269	-2.708735445	20.627839031	C	15.638664767	5.023709036	17.219268730
H	13.290943780	-0.955539299	20.421337971	C	12.170266618	3.799636109	16.628927393
H	14.134849628	-1.627442785	21.829168803	C	11.466123689	2.426341814	16.568729427
C	16.178985115	-2.881468981	20.558208676	H	10.788942572	2.410136882	15.705424111
H	15.626790243	-3.828714793	20.605464183	H	10.857438904	2.240864533	17.459612492
H	16.488650814	-2.637214236	21.580012643	H	12.182433270	1.612372639	16.440988828
H	17.074828615	-3.059740823	19.959120075	C	12.995774373	4.005558915	15.344698018
C	14.915377355	-2.169250911	18.491529395	H	12.342963217	3.836627220	14.479215944
H	14.454812217	-3.165267618	18.476755989	H	13.824048526	3.305121963	15.260172472
H	15.777473494	-2.186259161	17.825057718	H	13.374866430	5.028914263	15.265359992
H	14.193454367	-1.466107191	18.065056293	C	11.085213460	4.897856021	16.679645797
C	17.891570733	-0.064979252	19.516866773	H	10.541306324	4.881807791	15.727209982
C	18.789609299	-0.617267945	20.644591962	H	11.494170821	5.902001985	16.804561031
H	19.832515370	-0.583362340	20.305263268	H	10.343737416	4.732054999	17.465556493
H	18.562373633	-1.656055730	20.893141960	S	15.428666778	0.744339681	15.776220346
H	18.732052443	-0.028229905	21.563565804	C	16.545577610	1.672510469	14.613219410
C	18.161723746	-0.870661517	18.232354571	O	14.066513117	0.918503305	15.255129991
H	19.204944626	-0.708782537	17.931596042	O	15.973135365	-0.618607011	15.799001252
H	17.524217033	-0.574261368	17.399570399	F	16.442885689	1.160969403	13.383259690
H	18.039328160	-1.946374908	18.389026581	F	17.818694410	1.581859734	15.018855192
C	18.267555865	1.412316456	19.260384985	F	16.208143037	2.972634251	14.565276170
H	19.344652969	1.482376886	19.062651822	H	16.128001486	4.056001487	17.354176782
H	18.055836320	2.053580418	20.124679686	H	15.293975187	5.073135768	16.186558635
H	17.737305722	1.807255800	18.390533425	H	16.393814366	5.808694274	17.354282944

S3. Optimized Structure and energy of the product (Compound **2**) [(PNHP')Ru(N₂)]⁺[OTf]⁻, **2**.
Singlet ground state, E(SCF) = -3351.89266 Hartree.



Select bond lengths (in Å) and bond angles (in °):

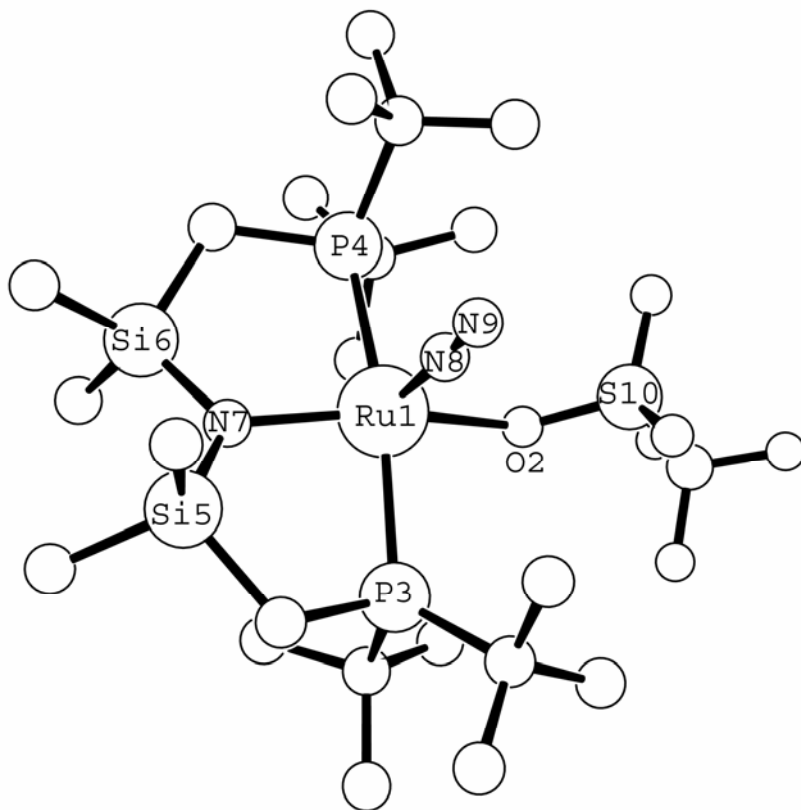
N12-N13:	1.13	N13-N12-Ru1:	77.7
Ru1-N12:	1.91	N12-Ru1-P4:	94.5
Ru1-C8:	2.12	N12-Ru1-C8:	89.4
Ru1-P4:	2.40	P4-Ru1-C8:	68.6
Ru1-P3:	2.48	P4-Ru1-N7:	87.1
Ru1-N7:	2.30	C8-Ru1-N7:	96.0
N7-H11:	1.04	H11-N7-Ru1:	100.4
N7-Si6:	1.81	Si6-N7-Ru1:	111.2
O2-H11:	1.85	Si6-N7-Si5:	121.1
O2-N7:	2.85	Si5-N7-Ru1:	114.0
		O2-H11-N7:	158.5

Coordinates:

Ru	14.574116953	3.597362797	17.083253802	C	13.405545764	7.662133113	17.470245071
N	15.391248372	3.690343286	15.356638936	C	14.430129734	6.983418674	15.289556949
P	16.599236869	2.574491224	18.077161422	N	15.876408131	3.700213214	14.339266762
P	12.706901051	4.982341758	16.483356793	H	13.800254866	4.168041843	19.596706098
Si	14.265799020	1.954297147	20.113693849	O	13.577987763	5.817214560	20.412879184
Si	11.741649318	3.469485182	18.968878549	S	14.764336855	6.181477336	21.259278402
C	13.953337660	2.159240577	21.958580153	C	13.955842883	6.543881699	22.891457734
H	12.895180552	2.050021398	22.215814727	O	15.439736626	7.426500452	20.871905942
H	14.301184518	3.134202410	22.308967035	O	15.631950880	5.010630713	21.544976107
H	14.504805902	1.382963032	22.504070179	F	14.873518912	6.805955689	23.829408989
C	13.542849042	0.271740336	19.621425914	F	13.227809713	5.480613783	23.291955724
H	12.628611030	0.081203478	20.194340412	F	13.135102935	7.597877176	22.788125124
H	14.251015016	-0.523389525	19.884329371	H	17.751721008	-1.099266330	17.555069290
H	13.294017708	0.159967518	18.563969935	H	16.780787504	-0.489464192	18.892249470
C	16.128171275	2.121930850	19.814787458	H	18.431771944	0.105226719	18.653713904
H	16.376641006	2.991751360	20.433952116	H	18.004301570	0.123516536	15.447240122
H	16.700769748	1.278213891	20.209495103	H	18.981415287	1.279605457	16.348129729
C	16.978085515	0.889146742	17.187447146	H	17.653142929	1.847444751	15.318557961
C	18.230272597	3.588615857	18.297450822	H	15.802571963	-0.577288341	16.096485087
C	10.923117521	3.703273569	20.651048434	H	15.251026043	1.081131622	15.834102324
H	11.489591534	4.418540875	21.254774834	H	14.878913140	0.242620810	17.353194726
H	10.843972630	2.764069719	21.208989894	H	19.529608503	4.866340232	17.136243685
H	9.906097421	4.094213582	20.526546771	H	17.917553599	4.713265420	16.435933850
C	10.984107003	1.976838687	18.093060839	H	19.090754154	3.400089862	16.262118970
H	11.521760674	1.705673310	17.179355627	H	18.870866301	5.336546213	19.382131654
H	9.948450952	2.202462963	17.813139498	H	17.537064070	4.525517254	20.202241174
H	10.957535498	1.096745609	18.741960445	H	17.226008202	5.492686418	18.772750710
C	11.546303479	5.044361267	17.935870028	H	20.217823799	3.386845428	19.128654013
C	11.574078930	5.038998576	14.941770127	H	19.677774622	1.918758540	18.314459036
C	17.517323750	-0.198764846	18.137753942	H	19.037882694	2.339654630	19.916742820
C	17.964277526	1.063178679	16.013935287	H	9.935993388	3.869683333	14.145930771
C	15.643528332	0.391627053	16.589114831	H	9.920333014	3.933969942	15.908586574
C	19.345289530	2.745979962	18.947393376	H	11.092007352	2.899899821	15.070105343
C	17.931702347	4.791964661	19.220545723	H	10.115563359	6.359485383	14.023952321
C	18.711481132	4.160169152	16.946315139	H	11.462114187	7.229521408	14.768760609
C	10.797326204	6.369140717	14.884646612	H	10.188988753	6.531480470	15.780673565
C	10.577041695	3.865447347	15.036807597	H	11.716000879	4.769024859	12.798957172
C	12.400036678	4.845528656	13.654068783	H	12.990257538	3.924497675	13.688576277
N	13.539681862	3.282383491	19.112415309	H	13.077241494	5.677769052	13.456661608
H	11.825725289	5.882599927	18.579458971	H	14.202532082	8.414160571	17.523725023
H	10.511112095	5.206676314	17.620666327	H	13.172365596	7.389771190	18.501311738
C	15.008977568	5.654236676	17.373169664	H	12.530677692	8.136631483	17.008979406
C	13.908811524	6.466122003	16.642572105	H	15.249668756	7.686025646	15.486106353
H	14.977672559	5.827264240	18.447277209	H	13.665337477	7.531153526	14.729092828
H	16.004561365	5.883967952	16.984970618	H	14.829342934	6.191851546	14.651627638

S4. Optimized Structure and energy of the structure **3** (PNP)Ru(N₂)(OTf) in Scheme 1.

Singlet ground state, E(SCF) = -3351.88348 Hartree



Select bond lengths (in Å) and bond angles (in °):

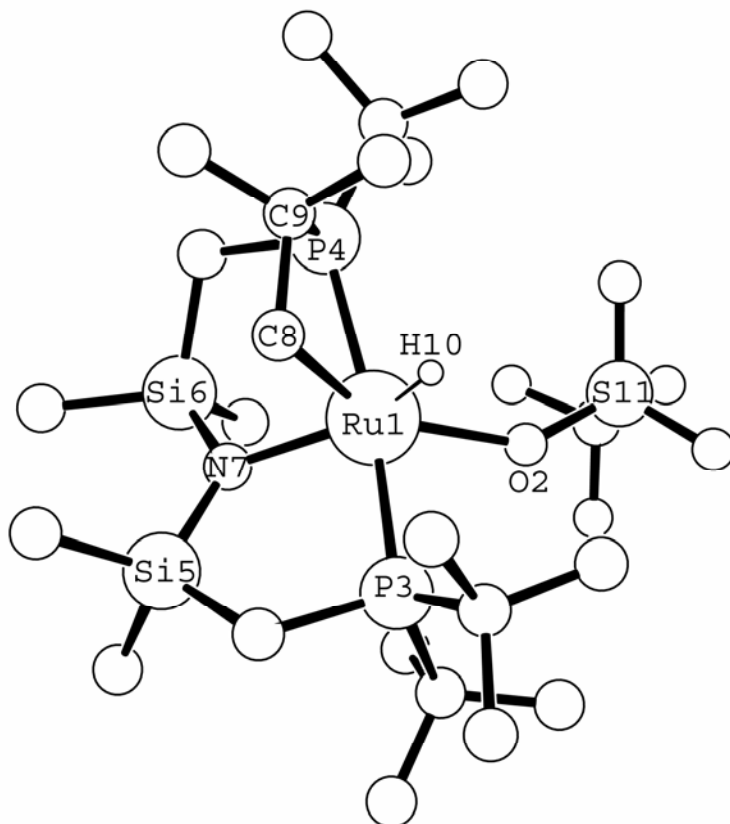
Ru1-N8:	1.88	N9-N8-Ru1:	175.6
N8-N9:	1.12	N8-Ru1-O2:	95.9
Ru1-O2:	2.22	N8-Ru1-N7:	105.3
Ru1-P4:	2.52	O2-Ru1-N7:	158.7
Ru1-P3:	2.53	O2-Ru1-P4:	91.8
Ru1-N7:	2.09	P4-Ru1-N7:	88.1
O2-S10:	1.52	P4-Ru1-P3:	168.5
N7-Si6:	1.75	S10-O2-Ru1:	131.2
		Si6-N7-Ru1:	122.1
		Si6-N7-Si5:	118.9
		Si5-N7-Ru1:	118.3

Coordinates:

Ru	15.440415996	2.281092408	18.737435686	C	15.223418098	-1.279157570	17.280358204
O	15.938458253	1.878855135	16.607070215	C	14.019214266	-1.161362985	19.464402299
P	16.534113080	0.102262351	19.399010045	C	18.934144632	-1.380226849	20.079423471
P	13.924206921	4.185764487	18.107035082	C	19.188805088	0.979002714	19.289988914
Si	15.221540863	1.394708582	21.908744046	C	18.647754325	-0.830524389	17.653016208
Si	12.912244994	3.009987005	20.831608728	C	11.379345582	4.303373184	16.677940808
N	14.417127429	2.158528020	20.552291499	C	12.647479652	2.146162116	16.702486987
C	16.272229288	2.627625542	22.896028467	C	13.432444769	4.038916650	15.265100145
H	15.659938306	3.413549204	23.350539041	C	15.166891145	6.444570604	19.259127756
H	17.007654630	3.117767112	22.247296691	C	15.755174904	6.023300893	16.863856941
H	16.820151271	2.126857173	23.704075821	N	16.942304972	3.360908478	19.086172694
C	14.043375497	0.512490861	23.114145912	N	17.806753272	4.017186558	19.374295528
H	13.365062607	1.188185550	23.641522012	H	20.260402699	0.748122251	19.251301917
H	14.634655882	-0.008150147	23.877220909	H	18.995263270	1.440814070	20.264332308
H	13.431357202	-0.239195472	22.605321220	H	18.976685742	1.699929871	18.500852161
C	16.419175396	0.070361230	21.244187998	H	19.730677461	-0.927634669	17.506249201
H	17.412729601	0.311024865	21.634154821	H	18.284928452	-0.132256100	16.901477837
H	16.177774583	-0.932557830	21.611516042	H	18.211438529	-1.816530995	17.473894334
C	15.405181739	-1.345399024	18.810708619	H	19.988156457	-1.562304713	19.836594073
C	18.394990949	-0.327880478	19.084980877	H	18.417510213	-2.338369971	20.018707874
C	12.790049237	3.919289229	22.499916386	H	18.899918394	-1.040269350	21.117293871
H	13.608575482	4.638145426	22.619693245	H	13.332882630	-1.909431778	19.049121537
H	12.799015223	3.258812720	23.371960244	H	13.594510702	-0.172418110	19.277194626
H	11.850014898	4.484923786	22.534933781	H	14.047888054	-1.310261549	20.547067519
C	11.415840489	1.849224959	20.721945351	H	14.542811459	-2.082264231	16.970535748
H	11.344884849	1.355802042	19.746631722	H	16.157210454	-1.407701231	16.734916150
H	10.481358458	2.400123922	20.885510715	H	14.793347094	-0.327626596	16.961497746
H	11.469445303	1.062067015	21.481874406	H	15.171055010	-3.488569289	18.941584561
C	12.752855671	4.383519395	19.531260878	H	16.114663380	-2.832758280	20.278625264
H	11.723129536	4.497514559	19.189033867	H	16.843636681	-3.008092382	18.670722118
H	13.003573757	5.314034046	20.044710067	H	12.849742248	3.560623929	14.467326648
C	14.605808929	5.980743753	17.889570778	H	14.463170896	3.695966732	15.177958507
C	13.501781037	6.974063273	17.468679085	H	13.409333809	5.114346543	15.071923448
H	13.912187662	7.990923197	17.499637476	H	10.853787901	4.046683272	15.750151180
H	12.640269618	6.953142890	18.144770965	H	11.389325297	5.391632920	16.754247802
H	13.148589052	6.801386249	16.448830979	H	10.777706458	3.905954021	17.500437278
C	12.791067403	3.681689299	16.620414784	H	11.929245023	1.810416293	15.943119505
S	17.061304778	2.407307064	15.720530408	H	12.264749622	1.816496041	17.675899526
C	16.972683665	1.191756829	14.311276035	H	13.600694567	1.649898321	16.502923689
O	18.403327538	2.254316272	16.306504249	H	16.109503439	7.059203471	16.784524598
O	16.755297677	3.689420899	15.086965728	H	15.461768199	5.691583081	15.867340263
F	17.191872151	-0.061462110	14.733371219	H	16.604986413	5.408200882	17.167580206
F	17.905569410	1.493530769	13.402242355	H	15.743690153	7.356738233	19.104241155
F	15.763208652	1.227742530	13.733306378	H	15.833774545	5.720202014	19.717543279
C	15.929571415	-2.740174484	19.203829718	H	14.386436736	6.687236092	19.978107422

S5. Optimized Structure and energy of the structure **4** (PNP')Ru(H)(OTf) in Scheme 1.

Singlet ground state, $E(\text{SCF}) = -3242.26972$ Hartree



Select bond lengths (in Å) and bond angles (in °):

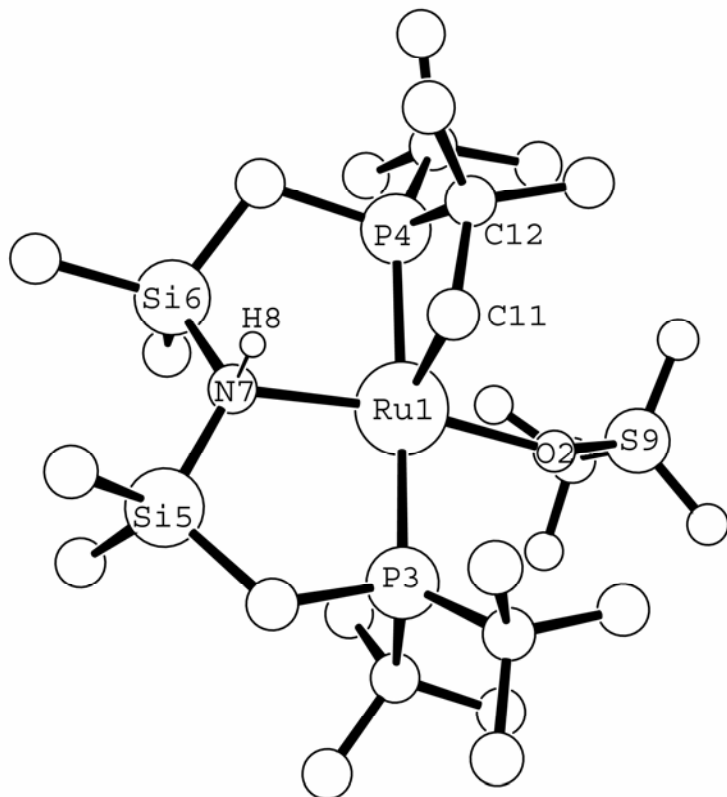
Ru1-H10:	1.56	H10-Ru1-P4:	87.4
Ru1-O2:	2.12	H10-Ru1-O2:	81.5
Ru1-C8:	2.20	H10-Ru1-C8:	61.7
Ru1-P4:	2.48	O2-Ru1-P4:	108.5
Ru1-P3:	2.33	O2-Ru1-C8:	142.7
Ru1-N7:	2.08	C8-Ru1-P4:	66.0
O2-S11:	1.53	C8-Ru1-N7:	81.2
N7-Si6:	1.76	P4-Ru1-N7:	89.5
		Si6-N7-Ru1:	113.2
		Si6-N7-Si5:	125.3
		Si5-N7-Ru1:	121.5
		N7-Ru1-O2:	136.1

Coordinates:

Ru	14.799015087	3.329650465	16.785780796	C	11.326974220	4.272853972	14.003095987
O	15.434621696	2.272486425	15.058434710	C	13.035170803	6.012396404	13.455189884
P	16.674845513	2.158886243	17.797873518	C	14.095119266	6.261039421	16.921598831
P	13.007349008	4.915628558	16.123312437	H	14.454794085	5.128828988	18.750826966
Si	14.552767316	2.496961640	20.017350479	H	15.950483206	5.618609297	17.930133824
Si	11.995367627	3.003745466	18.304405554	N	13.736304319	2.875251180	18.510935586
C	14.374283753	3.828592192	21.363037806	C	14.995703173	6.968284071	15.891133713
H	13.339916296	3.926000195	21.709038729	C	13.407170840	7.330499074	17.786952459
H	14.703223718	4.814416249	21.016474170	H	15.826902278	4.375437791	16.241120368
H	14.985334118	3.567575715	22.236576580	H	11.478927301	5.454174236	18.006302339
C	13.960899457	0.880739658	20.822706836	H	10.699429826	4.463258247	16.787078750
H	12.922601507	0.961271668	21.161074455	H	15.816292531	7.465380383	16.423718722
H	14.570856666	0.672377634	21.710711789	H	14.452642016	7.740231253	15.340397774
H	14.025409538	0.009839834	20.164833627	H	15.436114948	6.276957395	15.168108797
C	16.416634102	2.405748087	19.610400393	H	14.171850008	7.963540518	18.255478792
H	16.810131248	3.401696610	19.840295279	H	12.808847929	6.900740498	18.595143407
H	16.965271692	1.696582968	20.236707220	H	12.759993658	7.984656980	17.193084606
C	16.623132686	0.237774591	17.536789028	H	12.477126086	6.099546685	12.515941556
C	18.447709557	2.818437118	17.434364995	H	13.858747302	5.322383346	13.287217775
C	11.002889231	3.082865850	19.922453323	H	13.431753815	7.000512879	13.683696553
H	11.275498196	3.948599705	20.535007700	H	10.529722264	6.908381105	13.984900711
H	11.113482284	2.185154414	20.539101178	H	11.574758710	7.522164152	15.267538887
H	9.936507129	3.174595356	19.681740090	H	10.329661210	6.317348202	15.636587778
C	11.331183606	1.542623349	17.300970581	H	10.737744816	4.572912498	13.127777268
H	11.794379841	1.489653137	16.309950341	H	10.630764563	3.840226434	14.728712474
H	10.244450370	1.606049102	17.163842343	H	12.024356710	3.495673180	13.687320062
H	11.543998570	0.595153173	17.809845137	H	19.679080725	3.330140374	15.731980627
C	11.634187029	4.601548467	17.339266972	H	17.945069765	3.357165416	15.366882764
C	14.922575069	5.283029372	17.781498615	H	18.797459053	1.823513313	15.486224714
C	12.076213181	5.506191291	14.549259043	H	19.525568473	4.673246843	17.681569585
S	15.343981010	2.212456280	13.532217633	H	18.376336785	4.398696955	18.988121332
C	14.070128455	0.866326231	13.327632609	H	17.803051927	4.916041117	17.387199175
O	16.575770656	1.660621511	12.964476524	H	20.509474922	2.491523906	18.011194554
O	14.745500674	3.400631599	12.913879624	H	19.611406796	0.986513647	17.832745413
F	14.500812520	-0.278497307	13.879678008	H	19.363037165	2.005277557	19.262994637
F	13.821752243	0.655760837	12.032894902	H	17.218074096	-1.273523885	16.123646295
F	12.916703393	1.214524116	13.932832088	H	18.497558849	-0.105174254	16.421531082
C	17.153365064	-0.522199509	18.771208053	H	17.116620212	0.330390923	15.392647563
C	17.417919857	-0.207892909	16.292279100	H	17.161259822	-1.595531611	18.544241124
C	15.149962437	-0.165580590	17.303610097	H	16.515816206	-0.384004414	19.648231372
C	19.533859560	2.018400324	18.181161595	H	18.173749889	-0.238821865	19.041999318
C	18.525308823	4.285668767	17.910033927	H	15.084815576	-1.261137393	17.275209030
C	18.723840840	2.821941992	15.915023770	H	14.785190410	0.212127906	16.348001110
C	11.072826070	6.623966947	14.895442347	H	14.480972099	0.189993283	18.087344583

S6. Optimized Structure and energy of the structure **5** (PNHP')Ru(OTf) in Scheme 1.

Singlet ground state, $E(\text{SCF}) = -3242.29849$ Hartree



Select bond lengths (in Å) and bond angles (in °):

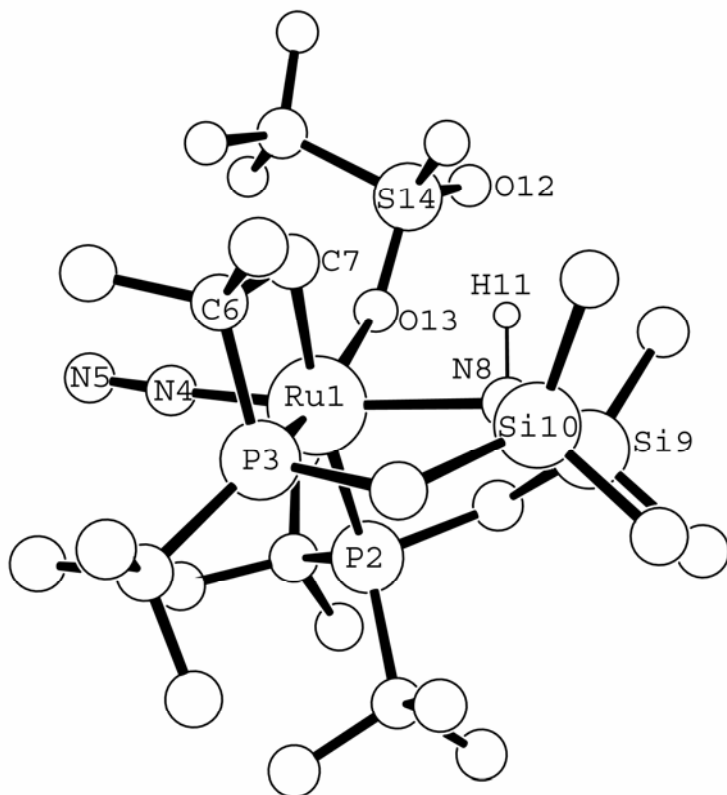
Ru1-O2:	2.19	P4-Ru1-C11:	69.3
Ru1-N7:	2.29	O2-Ru1-P4:	101.9
Ru1-P4:	2.42	O2-Ru1-C11:	95.5
Ru1-P3:	2.42	C11-Ru1-N7:	88.0
Ru1-C11:	2.10	P4-Ru1-N7:	86.7
O2-S9 :	1.51	S9-O2-Ru1:	151.6
N7-Si6:	1.81	Si6-N7-Ru1:	108.0
N7-H8:	1.07	Si5-N7-Ru1:	116.9
		Si6-N7-Si5:	122.5
		H8-N7-Ru1:	94.1

Coordinates:

Ru	14.433108632	3.542183761	16.880086337	C	11.882366260	4.900324846	13.364629066
O	15.501476440	3.263932498	14.990661019	N	13.556630492	3.627485373	18.999051456
P	16.447167913	2.604951381	17.853053381	H	11.520668123	5.960112498	18.190599410
P	12.525061539	4.862850903	16.186622719	H	10.341169697	4.965398305	17.372301501
Si	14.455924145	2.736144369	20.292343417	C	14.848974323	5.589772934	17.047757598
Si	11.755059166	3.580627461	18.860308253	C	13.721805332	6.357152410	16.296173925
C	14.422900887	3.781249870	21.870329205	H	14.909910093	5.924579327	18.098998079
H	13.411484356	3.890252067	22.275005805	H	15.822531380	5.780243904	16.583808438
H	14.823569610	4.787276475	21.697255538	C	13.221420872	7.594322416	17.057219767
H	15.040857484	3.316871319	22.648012234	C	14.212575838	6.790552572	14.903038195
C	13.669759636	1.064156905	20.676482364	H	13.804132608	4.612344240	19.141492250
H	12.675589590	1.176783004	21.121510856	H	19.448040331	4.191939935	16.073840131
H	14.294538159	0.546938231	21.414702476	H	17.716305844	4.258730232	15.686603172
H	13.576957321	0.405576176	19.809878775	H	18.581409150	2.738930396	15.571689321
C	16.246344129	2.609777973	19.713817284	H	19.090776457	5.319878914	18.088706640
H	16.714795766	3.535822862	20.062867527	H	18.162332751	4.700331320	19.445395070
H	16.784142428	1.795264756	20.208546365	H	17.327655237	5.395144317	18.041089371
C	16.518815978	0.724633364	17.383193601	H	20.261249770	3.121775252	18.231635209
C	18.195096598	3.402367339	17.648869377	H	19.477615627	1.611107143	17.777022351
C	10.909808665	3.892535032	20.527975282	H	19.128750852	2.356821083	19.348091926
H	11.233178022	4.835128336	20.983444436	H	17.199022551	-0.555443155	15.783328908
H	11.092105267	3.090723771	21.251843310	H	18.422485418	0.607965635	16.279459815
H	9.823967915	3.955757124	20.385817688	H	17.054507133	1.129498351	15.280611144
C	11.188796038	1.919248108	18.180012342	H	17.099206589	-1.215832858	18.143786998
H	11.686357303	1.680439179	17.235873408	H	16.396001939	-0.186941077	19.387867063
H	10.108893100	1.947366716	17.991605950	H	18.056324055	0.095019044	18.835664993
H	11.374190067	1.100250325	18.881388936	H	15.012841231	-0.738550783	16.809723413
C	11.389043272	4.999542038	17.682342847	H	14.666324100	0.882820628	16.213524878
C	11.231960592	4.965296992	14.758107903	H	14.392207117	0.482752192	17.922869530
S	15.523295002	3.070066328	13.494956414	H	9.628343867	6.249671121	14.070834510
C	14.420896856	1.582926938	13.246833806	H	11.005794093	7.148258230	14.712210853
O	16.837419617	2.608151147	13.033876587	H	9.869842264	6.355064922	15.815989687
O	14.858815108	4.140840098	12.738437657	H	9.576308267	3.738035169	14.088004019
F	15.000063360	0.469125225	13.729565450	H	9.766367471	3.692410540	15.838952159
F	14.161345289	1.399191542	11.950068325	H	10.894384715	2.799543172	14.800291491
F	13.242690222	1.738158096	13.894531758	H	11.083638178	4.842802639	12.613480967
C	17.050000870	-0.182558914	18.510303096	H	12.522350778	4.029065778	13.239313752
C	17.351108356	0.482349401	16.106670538	H	12.483275301	5.779913118	13.135570319
C	15.058229180	0.327143974	17.070629941	H	14.017956786	8.348641231	17.079987294
C	19.318245506	2.562715494	18.288807953	H	12.963627935	7.378042502	18.099572132
C	18.173982097	4.780001459	18.353744011	H	12.347650647	8.050978940	16.579017267
C	18.494399972	3.654547409	16.155740660	H	15.069506728	7.464015151	15.031712613
C	10.392078449	6.254402456	14.859417621	H	13.444994445	7.345734072	14.353554408
C	10.319230821	3.725574464	14.895122791	H	14.539791431	5.947192834	14.290901565

S7. Optimized Structure and energy of the intermediate **X** (PNHP')Ru(N₂)(OTf) in Scheme 1.

Singlet ground state, E(SCF) = -3351.88130 Hartree



Select bond lengths (in Å) and bond angles (in °):

Ru1 – P2:	2.65	P2 – Ru1 – P3:	117.8
Ru1 – P3:	2.33	P3 – Ru1 – O13:	161.6
Ru1 – N4:	1.91	P2 – Ru1 – C7:	172.8
N4 – N5:	1.12	N8 – Ru1 – N4:	171.9
Ru1 – C7:	2.17	C7 – Ru1 – P3:	67.3
Ru1 – O13:	2.23	C7 – Ru1 – O13:	94.9
Ru1 – N8:	2.35	N4 – Ru1 – P3:	93.8
N8 – H11:	1.03	O13 – Ru1 – N8:	81.8
N8 – O12:	3.48	N5 – N4 – Ru1:	176.3
H11 – O12:	2.51	S14 – O13 – Ru1:	132.1
S14 – O13:	1.52	S10 – N8 – Ru1:	111.2
S14 – O12:	1.47	S9 – N8 – Ru1:	113.2
N8 – Si10:	1.81	Si10 – N8 – Si9:	127.2
N8 – Si9:	1.84	H11 – N8 – Ru1:	89.0

Coordinates:

Ru	14.958795590	2.447492525	17.108354657	O	12.642699659	-0.351106188	17.592752559
P	13.891438142	4.876994642	17.159729518	O	10.607205598	0.887186030	16.780331167
Si	15.562047748	1.820741863	20.442230724	C	12.286360182	0.004811419	14.958272296
Si	12.737022414	3.284373878	19.686446667	C	17.229855349	2.201722079	19.590135667
C	12.831378019	4.263629653	21.310136515	H	17.479271547	3.219209454	19.910491735
H	13.677239205	4.938885051	21.444944936	P	17.195811747	2.227236467	17.737321140
H	12.789629111	3.597732019	22.177495121	H	18.022660279	1.551432553	19.978311695
H	11.920745652	4.875965446	21.340716030	C	18.810349048	3.126066061	17.211838169
C	11.248837605	2.156846396	19.938203718	C	20.035593991	2.272448642	17.595371006
H	10.886945526	1.677210035	19.026018484	C	18.926115237	4.495190817	17.908704457
H	10.423523365	2.754586390	20.344350945	H	19.852360978	4.982621473	17.579488334
H	11.467415236	1.369998284	20.669661029	H	18.975630355	4.415919632	18.998903476
C	12.427594319	4.478557326	18.238859832	H	18.098545297	5.157763532	17.645104620
C	13.084455340	5.571939975	15.536688483	H	20.954354259	2.802991808	17.314628099
C	12.285258181	6.874058747	15.736659911	H	20.045442756	1.306671218	17.085248543
C	12.114285853	4.503615927	14.982222340	H	20.083053400	2.088099953	18.673828282
C	14.175254644	5.798770294	14.464990881	C	15.635692935	2.819529931	22.046818768
H	11.892132089	5.369279827	18.584451225	H	16.537079613	2.495369876	22.583048400
H	11.750759252	3.918545040	17.587749015	H	14.783877672	2.637027583	22.707304531
C	14.742245261	6.344697252	18.094812543	H	15.724442839	3.898364118	21.892707983
H	11.766527092	4.834524154	13.995504133	C	15.356600807	0.017106206	20.961736374
H	11.228489018	4.375288807	15.609856687	H	16.211126504	-0.310736419	21.565505796
H	12.580391168	3.525290900	14.868200957	H	15.245910978	-0.679284931	20.127332218
H	11.753738970	7.113686269	14.806400241	H	14.461754511	-0.079041960	21.588357689
H	12.923412986	7.730614764	15.969480624	C	18.780505793	3.377777955	15.690202721
H	11.530106736	6.779246180	16.523750098	H	19.673876953	3.944899464	15.399793814
H	13.690977517	6.102148121	13.527945784	H	17.904633611	3.966825662	15.401745089
H	14.738756332	4.887640978	14.256787139	H	18.774581075	2.455202993	15.108321394
H	14.882924743	6.585189858	14.729957507	C	17.160272745	0.407132263	17.204539250
C	13.772965404	7.337515349	18.768941224	C	15.604196827	0.381372063	17.190192516
C	15.689172998	7.119663671	17.156402061	H	15.216239271	-0.154479876	16.323008034
C	15.604567131	5.709469644	19.202158766	H	15.198479719	-0.110159806	18.075705593
H	16.332899894	7.777261812	17.754587699	C	17.710432376	0.131981249	15.792387482
H	15.148940738	7.754899648	16.450621474	C	17.799250383	-0.608715775	18.166412342
H	16.340983782	6.451033512	16.584463815	H	17.425882708	-0.890449910	15.514599252
H	16.148483906	6.494465752	19.743794463	H	18.802951761	0.188001460	15.744078083
H	16.329961573	5.010565484	18.787848484	H	17.295043002	0.793567702	15.031964451
H	14.999185608	5.170534525	19.931521858	H	17.545030682	-1.621635594	17.829108620
H	14.356234706	8.125944558	19.262518161	H	17.435499710	-0.513179906	19.191239632
H	13.167158861	6.858155819	19.542534309	H	18.893013489	-0.532894729	18.184634715
H	13.098082888	7.824763624	18.064259729	N	15.355807468	2.479072341	15.240505973
N	14.199957997	2.235063414	19.319330873	N	15.523470022	2.471806032	14.128715892
H	13.777615698	1.331844361	19.068137430	F	11.670675282	-1.173428231	14.824783994
O	12.824689095	1.961479922	16.669082638	F	13.587559605	-0.158740166	14.660717560
S	12.053245555	0.653155845	16.691124226	F	11.766803569	0.869799282	14.076326910