

Supporting Information

Cyano-bridged $\text{Mn}^{\text{III}}_3\text{M}^{\text{III}}$ ($\text{M}^{\text{III}} = \text{Fe}, \text{Cr}$) Complexes:

Synthesis, Structure, and Magnetic Properties

Hitoshi Miyasaka,* Hitomi Takahashi, Tomokura Madanbashi, Ken-ichi Sugiura,
Rodolphe Clérac,* and Hiroyuki Nojiri

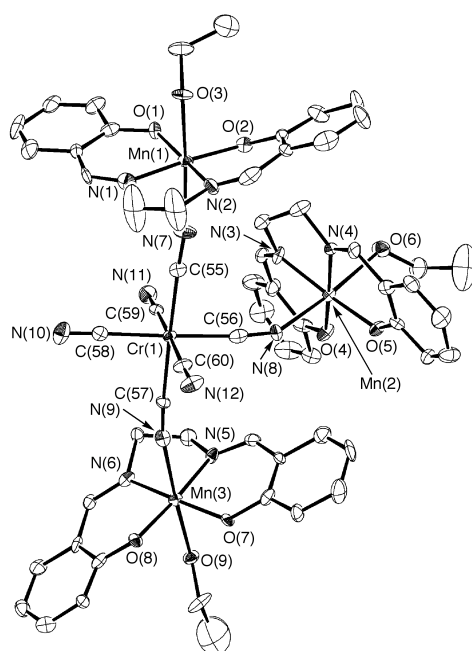


Figure S1. ORTEP drawing of $[\{\text{Mn}(\text{salen})(\text{EtOH})\}_3\{\text{M}(\text{CN})_6\}]\cdot 2\text{MeOH}\cdot\text{H}_2\text{O}$ (**2**) (50 % probability ellipsoid).

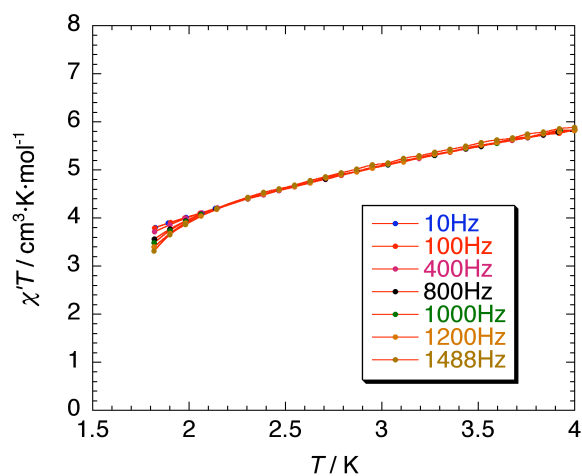


Figure S2. Temperature and frequency dependence of $\chi'T$ of **1** measured at zero dc field and 3 Oe ac oscillating field.

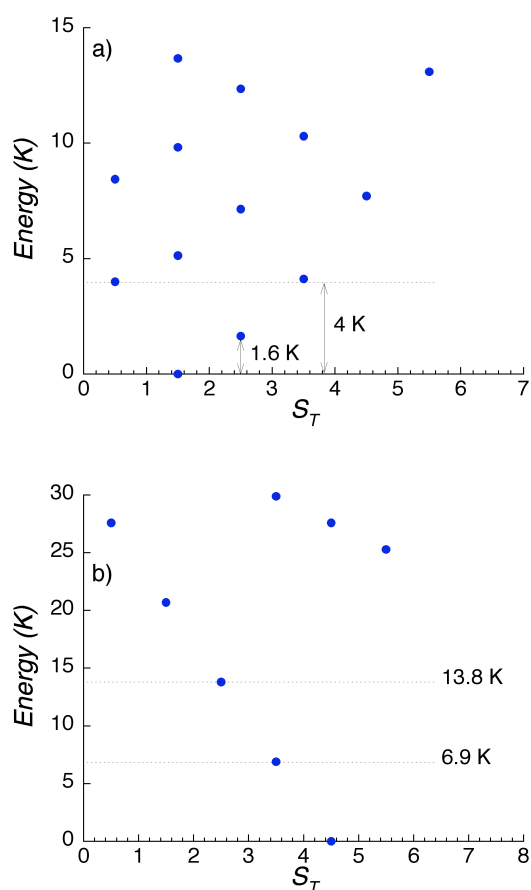


Figure S3. Energy diagram of **1** (a) and **2** (b) estimated by using susceptibility-fitting parameters.

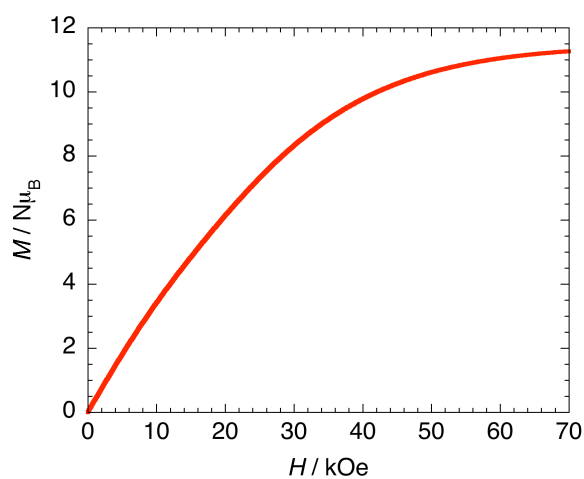


Figure S4. $M(H)$ simulated curve for **1** using the susceptibility-fitting parameters, in which the model was treated as an isotropic spin system without zero-field splitting effect. At 7 T, $M(H)$ curve reaches at a value $11.2 \mu_B$, proving that low-lying excited states were possibly populated by applied fields.