

PdCl₂-Catalyzed Two-Component Cross-coupling Cyclization of 2,3-Allenic

Acids with 2,3-Allenols. An Efficient Synthesis of 4-(1',

3'-Dien-2'-yl)-2(5H)-furanone Derivatives

Shengming Ma* and Zhenhua Gu

*State Key Laboratory of Organometallic Chemistry, Shanghai Institute of Organic
Chemistry, Chinese Academy of Sciences, 354 Fenglin Lu, Shanghai 200032, P. R.*

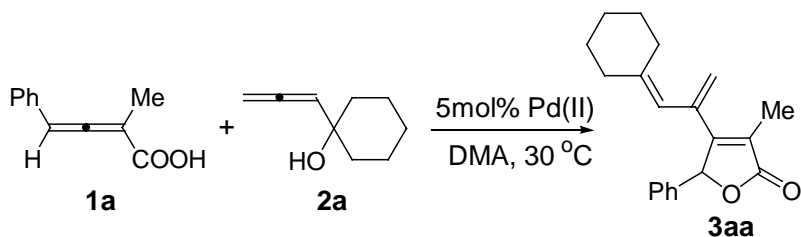
China

E-mail: masm@mail.sioc.ac.cn Fax: (+86) 21-64167510

Supporting Information

Table with the results for optimizing the reaction condition	S2
General Procedures and Analytical data for all new compounds	S3
¹ H NMR and ¹³ C NMR Spectra of those compounds	S17

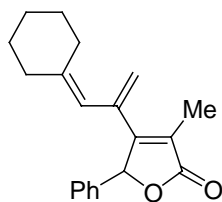
Table S1. Pd(II)-catalyzed cross-coupling cyclization of 2,3-allenoic acid **1a** and 2,3-allenol **2a**^a



Entry	Catalyst	Solvent	Time (h)	Yield of 3aa (%)
1	PdCl ₂	Cl ₂ CHCHCl ₂	15	0
2	PdCl ₂	CH ₃ CN	13	0
3	PdCl ₂	NMP	16	45
4	PdCl ₂	DMSO	7.5	30
5	PdCl ₂	DMF	16.5	43
6	PdCl ₂	DMA	16.5	51
7	Pd(OAc) ₂	DMA	11	0
8	PdCl ₂ (PPh ₃) ₂	DMA	11	0

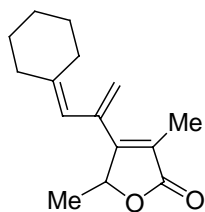
^a A solution of **1a** (0.25 mmol), **2a** (0.325 mmol), and Pd(II) (5 mol%) in 2 mL of solvent was stirred at 30 °C for the indicated time in the table.

1. 4-(1'-Cyclohexylidenemethyl-vinyl)-3-methyl-5-phenyl-5H-furan-2-one (3aa):



General Procedure for PdCl₂-catalyzed cross-coupling cyclization of 2,3-allenoic acids **1** and 2,3-allenols **2**: PdCl₂ (2 mg, 4.5 mol%) was added to a mixture of **1a** (44 mg, 0.253 mmol) and **2a** (54 mg, 0.39 mmol) in DMA (3 mL). The mixture was stirred at 30 °C for 22 h. After complete consumption of starting material as determined by TLC, the mixture was diluted with ether, washed with water, and dried by Na₂SO₄. After evaporation, the residue was purified via flash chromatography on silica gel (petroleum ether/ ethyl acetate =15:1) to afford liquid **3aa** (50 mg, 67%). liquid; ¹H NMR (300 MHz, CDCl₃): δ 7.40-7.12 (m, 5 H), 5.86 (s, 1 H), 5.58 (s, 1 H), 5.21 (s, 1 H), 5.17 (s, 1 H), 2.20-1.98 (m, 7 H), 1.64-1.20 (m, 6 H); ¹³C NMR (75.4 MHz, CDCl₃): δ 10.1, 26.2, 27.3, 28.1, 29.3, 37.0, 83.5, 119.8, 121.5, 123.9, 127.2, 128.5, 128.9, 135.1, 136.7, 145.7, 159.6, 174.5; EIMS: *m/z* 294 (M⁺, 8.20), 105 (100); IR (neat): 3032, 2927, 2854, 1756, 1651, 1496, 1447 cm⁻¹; HRMS: cacl. for C₂₀H₂₃O₂⁺ [M+1], 295.1693; found, 295.1715.

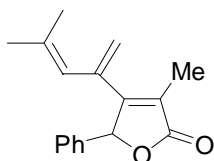
2. 4-(1'-Cyclohexylidenemethylethenyl)-3,5-dimethyl-5H-furan-2-one (3ba):



The reaction of **1b** (33 mg, 0.295 mmol), **2a** (62 mg, 0.45 mmol), PdCl₂ (2 mg, 0.0113 mmol) in 3 mL of DMA afforded **3ba** (42 mg, 61%): liquid; ¹H NMR (300 MHz, CDCl₃): δ 5.71 (s, 1 H), 5.32 (s, 1 H), 5.28 (s, 1 H), 5.10-5.00 (m, 1 H), 2.38-2.08 (m, 4 H), 1.93 (d, *J* = 1.8 Hz, 3 H), 1.78-1.41 (m, 6 H), 1.38 (d, *J* = 6.9 Hz, 3 H); ¹³C NMR (75.4 MHz, CDCl₃): δ 9.8, 18.8, 26.3, 27.5, 28.2, 29.5, 37.2, 78.1, 119.8, 120.5, 123.1, 137.0, 145.9, 161.9, 174.4; EIMS *m/z* 232 (M⁺, 13.92), 43 (100); IR (neat): 2928, 2854, 1755, 1648 cm⁻¹; HRMS: cacl. for C₁₅H₂₀O₂ [M⁺], 232.1463; found, 232.1458.

3. 3-Methyl-4-(3'-methyl-1'-methylene-but-2'-enyl)-5-phenyl-5H-furan-2-one

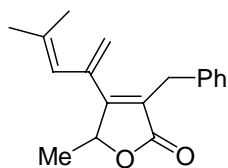
(**3ab**):



The reaction of **1a** (44 mg, 0.253 mmol), **2b** (50 mg, 0.510 mmol), PdCl₂ (2 mg, 0.0113 mmol) in 2 mL of DMA afforded **3ab** (38 mg, 59%): liquid; ¹H NMR (300 MHz, CDCl₃): δ 7.39-7.30 (m, 3 H), 7.23-7.13 (m, 2 H), 5.85 (s, 1 H), 5.63 (s, 1 H), 5.22 (s, 1 H), 5.17 (s, 1 H), 2.03 (s, 3 H), 1.76 (s, 3 H), 1.52 (s, 3 H); ¹³C NMR (75.4 MHz, CDCl₃): δ 10.1, 19.0, 26.0, 83.6, 121.6, 122.9, 123.9, 127.3, 128.6, 129.0, 135.2, 137.3, 138.3, 159.8, 174.7; EIMS: *m/z* 254 (M⁺, 13.36), 105 (100); IR (neat): 2914, 1755, 1655, 1455 cm⁻¹; HRMS: cacl. for C₁₇H₁₈O₂ [M⁺], 254.1301; found, 254.1310.

4. 3-Benzyl-5-methyl-4-(3'-methyl-1'-methylenebut-2'-enyl)-5H-furan-2-one

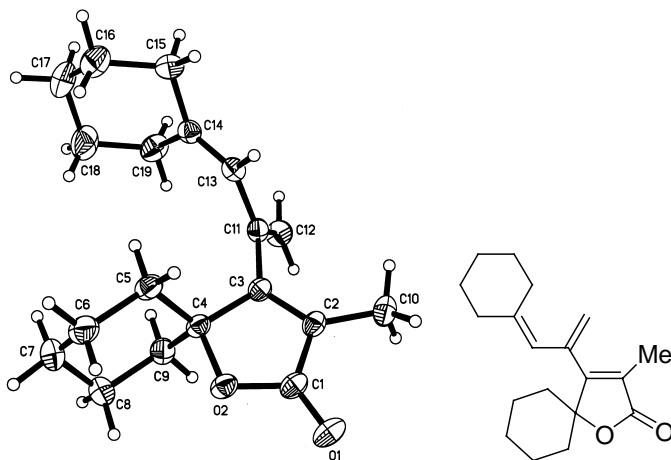
(**3cb**):



The reaction of **1c** (47 mg, 0.25 mmol), **2b** (37 mg, 0.375 mmol), PdCl₂ (2 mg, 0.0113 mmol) in 3 mL of DMA afforded **3cb** (35 mg, 52%): liquid; ¹H NMR (300 MHz, CDCl₃): δ 7.30-7.13 (m, 5 H), 5.72 (s, 1 H), 5.30 (s, 1 H), 5.29 (s, 1 H), 5.08 (q, *J* = 6.6 Hz, 1 H), 3.79 (d, *J* = 14.7 Hz, 1 H), 3.64 (d, *J* = 14.7 Hz, 1 H), 1.80 (s, 3 H), 1.67 (s, 3 H), 1.40 (d, *J* = 6.6 Hz, 3 H); ¹³C NMR (75.4 MHz, CDCl₃): δ 19.0, 19.3, 26.3, 29.8, 78.3, 120.9, 122.7, 126.1, 126.2, 128.3, 128.4, 137.2, 138.3, 138.8, 163.3, 173.9; EIMS *m/z* 268 (M⁺, 25.07), 91 (100); IR (neat): 2929, 1755, 1651, 1603, 1495, 1453 cm⁻¹; HRMS: cacl. for C₁₈H₂₀O₂ [M⁺], 268.1463; found, 268.1498.

5. 4-(1'-Cyclohexylidenemethylethenyl)-3-methyl-1-oxa-spiro[4.5]dec-3-en-2-one

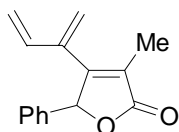
(**3da**):



The reaction of **1d** (41 mg, 0.247 mmol), **2a** (55 mg, 0.399 mmol), PdCl₂ (2 mg, 0.0113 mmol) in 3 mL of DMA afforded **3da** (53 mg, 75%): Solid, m.p. 73-75 °C

(Chloroform). ^1H NMR (300 MHz, CDCl_3): δ 5.54 (s, 1 H), 5.24 (s, 1 H), 5.09 (d, $J = 1.8$ Hz, 1 H), 2.34 (t, $J = 5.4$ Hz, 2 H), 2.17 (br, 1 H), 1.83 (s, 3 H), 1.80-1.65 (m, 7 H), 1.65-1.40 (m, 7 H), 1.23-1.08 (m, 1 H); ^{13}C NMR (75.4 MHz, CDCl_3): δ 9.3, 22.2, 24.6, 26.4, 27.7, 28.3, 29.5, 34.0, 37.5, 87.7, 119.6, 120.2, 123.4, 137.4, 145.2, 167.4, 173.7; EIMS m/z 286 (M^+ , 23.18), 188 (100); IR (KBr): 2930, 2854, 1755 cm^{-1} ; Anal. calcd. for $\text{C}_{19}\text{H}_{26}\text{O}_2$: (%) C 79.68, H 9.15; found, C 79.43, H 9.17; Crystal data for **3da**: $\text{C}_{19}\text{H}_{26}\text{O}_2$, MW = 286.40, Monoclinic, space group C2/c, final R indices [$I > 2\sigma(I)$], $R_1 = 0.0534$, $wR_2 = 0.1292$, $a = 28.423(3)$ Å, $b = 6.5858(8)$ Å, $c = 17.641(2)$ Å, $\alpha = 90^\circ$, $\beta = 97.363(2)^\circ$, $\gamma = 90^\circ$, $V = 3275.0(7)$ Å³, Crystal size: 0.432*0.409*0.327 mm, $T = 293(2)$ K, absorption coefficient: 0.073 mm^{-1} , wavelength: 0.71073 Å, $Z = 8$, reflections collected/unique: 9178 / 3565 ($R_{\text{int}} = 0.0589$), Data: 3536, restraints: 0, parameters: 252. Supplementary crystallographic data have been deposited at the Cambridge Crystallographic Data Center. CCDC 256927.

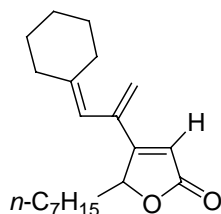
6. 3-Methyl-4-(1-methylene-allyl)-5-phenyl-5H-furan-2-one (3ac):



The reaction of **1a** (43 mg, 0.247 mmol), **2c** (44 mg, 0.628 mmol), PdCl_2 (2 mg, 0.0113 mmol) in 3 mL of DMA afforded **3ac** (33 mg, 59%): liquid; ^1H NMR (300 MHz, CDCl_3): δ 7.38-7.22 (m, 3 H), 7.21-7.16 (m, 2 H), 6.30 (dd, $J = 11.0, 17.4$ Hz, 1 H), 5.91 (d, $J = 1.5$ Hz, 1 H), 5.31 (s, 1 H), 5.15 (d, $J = 11.0$ Hz, 1 H), 5.00 (d, $J = 17.4$ Hz, 1 H), 4.88 (s, 1 H), 1.89 (t, $J = 1.5$ Hz, 3 H); ^{13}C NMR (75.4 MHz, CDCl_3): δ 9.8, 84.0,

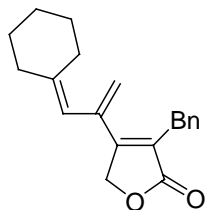
117.4, 120.4, 125.3, 126.5, 128.5, 128.9, 134.4, 135.3, 138.7, 159.0, 174.3; EIMS: m/z 226 (M^+ , 1.07), 84 (100); IR (neat): 1760, 1674 cm^{-1} ; HRMS: calcd. for $\text{C}_{15}\text{H}_{14}\text{O}_2$ [M^+], 226.0994; found, 226.0980.

7. 4-(1'-Cyclohexylidenemethylethenyl)-5-heptyl-5H-furan-2-one (3ea):



The reaction of **1e** (45 mg, 0.247 mmol), **2a** (69 mg, 0.50 mmol), PdCl_2 (2 mg, 0.0113 mmol) in 3 mL of DMA afforded **3ea** (39 mg, 52%): liquid; ^1H NMR (300 MHz, CDCl_3): δ 5.92 (s, 1 H), 5.72 (s, 1 H), 5.44 (s, 1 H), 5.32 (s, 1 H), 5.22-4.97 (m, 1 H), 2.30-2.08 (m, 4 H), 2.08-1.92 (m, 1 H), 1.72-1.42 (m, 7 H), 1.42-1.15 (m, 10 H), 0.87 (t, $J = 6.0$ Hz, 3 H); ^{13}C NMR (75.4 MHz, CDCl_3): δ 14.0, 22.5, 24.3, 26.4, 27.9, 28.5, 29.0, 29.1, 29.8, 31.6, 33.7, 37.1, 82.2, 116.0, 118.3, 120.9, 136.5, 146.7, 167.9, 173.1; EIMS m/z 302 (M^+ , 7.37), 41 (100.); IR (neat): 2927, 2855, 1758 cm^{-1} ; HRMS: calcd. for $\text{C}_{20}\text{H}_{30}\text{O}_2$ [M^+], 302.2246; found, 302.2232.

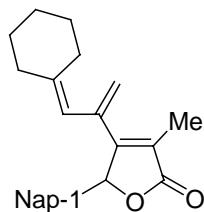
8. 3-Benzyl-4-(1'-cyclohexylidenemethylethenyl)-5H-furan-2-one (3fa):



The reaction of **1f** (43 mg, 0.247 mmol), **2a** (51 mg, 0.370 mmol), PdCl_2 (2 mg, 0.0113

mmol) in 3 mL of DMA afforded **3fa** (45 mg, 62%): liquid; ^1H NMR (300 MHz, CDCl_3): δ 7.30-7.12 (m, 5 H), 5.76 (s, 1 H), 5.40 (s, 1 H), 5.25 (s, 1 H), 4.85 (s, 2 H), 3.81 (s, 2 H), 2.22-2.08 (m, 4 H), 1.67-1.40 (m, 6 H); ^{13}C NMR (75.4 MHz, CDCl_3): δ 26.3, 27.6, 28.2, 29.7, 29.9, 37.1, 70.7, 119.5, 120.6, 126.28, 126.35, 128.38, 128.41, 137.2, 138.3, 146.1, 156.9, 175.1; EIMS m/z 294 (M^+ , 26.57), 159 (100.); IR (neat): 3086, 3061, 3028, 2928, 2853, 1753 cm^{-1} ; HRMS: cacl. for $\text{C}_{20}\text{H}_{23}\text{O}_2$ [M^++1], 295.1692; found, 295.1718.

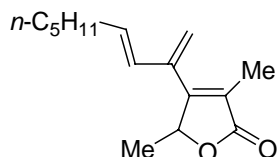
9. 4-(1'-cyclohexylideneprop-2'-en-2'-yl)-3-methyl-5-(naphthalen-1''-yl)furan-2(5H)-one (3ga):



The reaction of **1g** (56 mg, 0.250 mmol), **2a** (52 mg, 0.377 mmol), PdCl_2 (3 mg, 0.0169 mmol) in 3 mL of DMA afforded **3ga** (48 mg, 56%): Solid, m.p. 138-140 $^\circ\text{C}$ (ethyl acetate). ^1H NMR (300 MHz, CDCl_3): δ 8.16 (d, $J = 8.5$ Hz, 1 H), 7.85 (t, $J = 8.5$ Hz, 2 H), 7.62-7.45 (m, 2 H), 7.40 (t, $J = 7.3$ Hz, 1 H), 7.23 (d, $J = 7.3$ Hz, 1 H), 6.71 (s, 1 H), 5.59 (s, 1 H), 5.26 (s, 1 H), 5.15 (s, 1 H), 2.15 (d, $J = 1.5$ Hz, 3 H), 2.12- 1.90 (m, 4 H), 1.52-1.22 (m, 5 H), 1.18-1.01 (m, 1 H); ^{13}C NMR (75.4 MHz, CDCl_3): δ 10.6, 26.3, 27.3, 28.0, 29.3, 37.1, 79.4, 119.7, 121.9, 122.8, 125.1, 125.3, 125.8, 125.9, 126.7, 128.8, 129.8, 131.1, 131.9, 133.8, 137.2, 146.0, 159.2, 174.6; EIMS: m/z 344 (M^+ , 37.77), 141 (100); IR (KBr): 2926, 2851, 1756, 1652, 1599, 1511, 1446 cm^{-1} ; Anal.

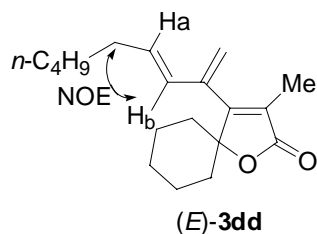
calcd. for C₂₄H₂₄O₂: (%) C 83.69, H 7.02; found, C 83.73, H 7.05.

10. 3,5-Dimethyl-4-(1'-methyleneoct-2'(E)-enyl)-5H-furan-2-one (*E*-3bd):



The reaction of **1b** (33 mg, 0.295 mmol), **2d** (104 mg, 0.743 mmol), PdCl₂ (3 mg, 0.0169 mmol) in 3 mL of DMA afforded *E*-**3bd** (36 mg, 52%): liquid; ¹H NMR (300 MHz, CDCl₃): δ 6.13 (d, *J* = 15.9 Hz, 1 H), 5.53 (td, *J* = 6.9, 15.9 Hz, 1 H), 5.32 (s, 1 H), 5.10-5.00 (m, 1 H), 4.96 (s, 1 H), 2.11 (q, *J* = 6.9 Hz, 2 H), 1.80 (d, *J* = 2.1 Hz, 3 H), 1.44-1.20 (m, 9 H), 0.89 (t, *J* = 7.2 Hz, 3 H); ¹³C NMR (75.4 MHz, CDCl₃): δ 9.6, 14.0, 18.3, 22.4, 28.6, 31.3, 32.6, 79.0, 116.6, 124.9, 128.7, 135.3, 139.0, 161.6, 174.1; EIMS *m/z* 234 (M⁺, 17.55), 43 (100); IR (neat): 2957, 2928, 2857, 1762 cm⁻¹; HRMS: calcd. for C₁₅H₂₀O₂ [M⁺], 234.1620; found, 234.1619.

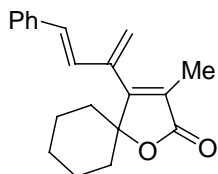
11. 3-Methyl-4-(1'-methyleneoct-2'-enyl)-1-oxa-spiro[4.5]dec-3-en-2-one (*E*-3dd):



The reaction of **1d** (42 mg, 0.253 mmol), **2d** (52 mg, 0.371 mmol), PdCl₂ (2 mg, 0.0113 mmol) in 3 mL of DMA afforded *E*-**3dd** (40 mg, 55%): liquid; ¹H NMR (300 MHz, CDCl₃): δ 6.10 (d, *J* = 15.3 Hz, 1 H), 5.42 (td, *J* = 6.9, 15.3 Hz, 1 H), 5.29 (s, 1 H), 4.86 (s, 1 H), 2.09 (q, *J* = 6.9 Hz, 2 H), 1.80-1.60 (m, 10 H), 1.60-1.44 (m, 2 H),

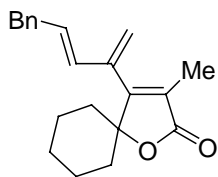
1.42-1.10 (m, 7 H), 0.88 (t, $J = 6.6$ Hz, 3 H); ^{13}C NMR (75.4 MHz, CDCl_3): δ 9.1, 14.0, 22.1, 22.4, 24.4, 28.7, 31.2, 32.5, 33.8, 87.9, 116.1, 124.9, 129.0, 135.0, 139.3, 165.3, 173.5; EIMS m/z 288 (M^+ , 37.41), 41 (100.); IR (neat): 2931, 2857, 1756 cm^{-1} ; HRMS: calcd. for $\text{C}_{19}\text{H}_{29}\text{O}_2$ [$\text{M}^+ + 1$], 289.2162; found, 289.2173.

12. 3-Methyl-4-(1'-methylene-3'-phenyl-2'(E)-propenyl)-1-oxa-spiro[4.5]dec-3-en-2-one (E-3de):



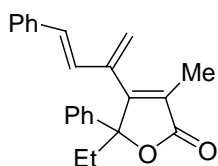
The reaction of **1d** (41 mg, 0.247 mmol), **2e** (92 mg, 0.630 mmol), PdCl_2 (2 mg, 0.0113 mmol) in 3 mL of DMA afforded *E*-**3de** (46 mg, 63%): liquid; ^1H NMR (300 MHz, CDCl_3): δ 7.42-7.23 (m, 5 H), 6.85 (d, $J = 16.5$ Hz, 1 H), 6.26 (d, $J = 16.5$ Hz, 1 H), 5.54 (s, 1 H), 5.07 (s, 1 H), 1.85-1.68 (m, 10 H), 1.68-1.50 (m, 2 H), 1.23-1.07 (m, 1 H); ^{13}C NMR (75.4 MHz, CDCl_3): δ 9.2, 22.1, 24.4, 33.9, 88.0, 118.8, 125.6, 126.6, 127.6, 128.3, 128.7, 131.9, 136.1, 139.2, 164.6, 173.3; EIMS m/z 294 (M^+ , 55.81), 84 (100.); IR (neat): 2930, 2856, 1753 cm^{-1} ; HRMS: calcd. for $\text{C}_{20}\text{H}_{23}\text{O}_2$ [$\text{M}^+ + 1$], 295.1693; found, 295.1700.

13. 3-Methyl-4-(1'-methylene-4'-phenylbut-2'(E)-enyl)-1-oxa-spiro[4.5]dec-3-en-2-one (E-3df):



The reaction of **1d** (42 mg, 0.253 mmol), **2f** (60 mg, 0.375 mmol), PdCl₂ (2 mg, 0.0113 mmol) in 3 mL of DMA afforded *E*-**3df** (58 mg, 74%): Solid, m.p. 109-111 °C (ethyl acetate); ¹H NMR (300 MHz, CDCl₃): δ 7.32-7.10 (m, 5 H), 6.17 (d, *J* = 15.3 Hz, 1 H), 5.58 (td, *J* = 7.5, 15.3 Hz, 1 H), 5.34 (s, 1 H), 4.92 (s, 1 H), 3.43 (d, *J* = 7.5 Hz, 2 H), 1.81-1.61 (m, 10 H), 1.55-1.40 (m, 2 H), 1.24-1.06 (m, 1 H); ¹³C NMR (75.4 MHz, CDCl₃): δ 9.1, 22.1, 24.4, 33.8, 38.7, 87.8, 117.2, 125.1, 126.2, 128.3, 128.4, 130.2, 132.9, 138.9, 139.2, 164.9, 173.3; EIMS *m/z* 308 (M⁺, 13.39), 91 (100.); IR (neat): 3061, 83026, 2934, 2861, 1754 cm⁻¹; HRMS: cacl. for C₂₁H₂₄O₂ [M⁺], 308.1776; found, 308.1801.

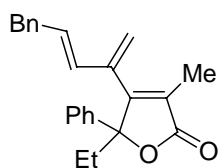
14. 5-Ethyl-3-methyl-4-(1'-methylene-3'-phenyl-2'(E)-propenyl)-5-phenyl-5H-furan-2-one (*E*-3he**):**



The reaction of **1h** (51 mg, 0.252 mmol), **2e** (91 mg, 0.623 mmol), PdCl₂ (2 mg, 0.0113 mmol) in 3 mL of DMA afforded *E*-**3he** (55 mg, 66%): liquid; ¹H NMR (300 MHz, CDCl₃): δ 7.39-7.08 (m, 10 H), 6.62 (d, *J* = 15.9 Hz, 1 H), 5.69 (d, *J* = 15.9 Hz, 1 H), 5.47 (s, 1 H), 4.79 (s, 1 H), 2.50-2.34 (m, 1 H), 2.18-1.98 (m, 1 H), 1.78 (s, 3 H), 0.97 (t, *J* = 7.2 Hz, 1 H); ¹³C NMR (75.4 MHz, CDCl₃): δ 8.1, 9.4, 29.7, 91.2, 119.0,

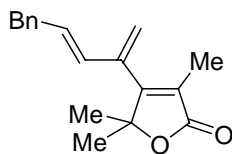
124.8, 125.3, 126.4, 127.3, 127.92, 127.94, 128.3, 128.4, 132.0, 136.1, 137.4, 138.8, 163.5, 173.9; EIMS m/z 330 (M^+ , 6.42), 84 (100.); IR (neat): 3059, 3027, 2976, 2925, 1758 cm^{-1} ; HRMS: cacl. for $\text{C}_{23}\text{H}_{22}\text{O}_2$ [M^+], 330.1620; found, 330.1606.

15. 5-Ethyl-3-methyl-4-(1'-methylene-4'-phenylbut-2'(E)-enyl)-5-phenyl-5H-furan-2-one (*E*-3hf):



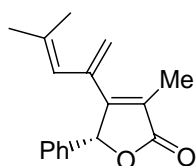
The reaction of **1h** (51 mg, 0.252 mmol), **2f** (61 mg, 0.375 mmol), PdCl_2 (2 mg, 0.0113 mmol) in 3 mL of DMA afforded *E*-**3hf** (71 mg, 82%): liquid; ^1H NMR (300 MHz, CDCl_3): δ 7.32-7.10 (m, 8 H), 6.86 (d, $J = 6.6$ Hz, 2 H), 5.95 (d, $J = 15.6$ Hz, 1 H), 5.29 (s, 1 H), 5.04 (td, $J = 6.3, 15.6$ Hz, 1 H), 4.72 (s, 1 H), 3.25-3.05 (m, 2 H), 2.42-2.28 (m, 1 H), 2.10-1.90 (m, 1 H), 1.71 (s, 3 H), 0.91 (t, $J = 7.5$ Hz, 3 H); ^{13}C NMR (75.4 MHz, CDCl_3): δ 8.0, 9.4, 29.8, 38.5, 91.1, 117.2, 124.5, 125.2, 126.0, 127.7, 128.1, 128.26, 128.28, 129.8, 132.9, 137.6, 138.7, 139.0, 163.4, 173.8; EIMS m/z 344 (M^+ , 2.87), 91 (100.); IR (neat): 3061, 3027, 2977, 2939, 1759 cm^{-1} ; HRMS: cacl. for $\text{C}_{24}\text{H}_{24}\text{O}_2$ [M^+], 344.1776; found, 344.1786.

16. 3,5,5-trimethyl-4-(5'-phenylpenta-1',3'-dien-2'(E)-yl)furan-2(5H)-one (*E*-3if):



The reaction of **1i** (32 mg, 0.254 mmol), **2f** (61 mg, 0.381 mmol), PdCl₂ (2 mg, 0.0113 mmol) in 2 mL of DMA afforded **3if** (48 mg, 71%): liquid; ¹H NMR (300 MHz, CDCl₃): δ7.31-7.10 (m, 5 H), 6.18 (d, *J* = 15.1 Hz, 1 H), 5.61 (dt, *J* = 7.2, 15.1 Hz, 1 H), 5.35 (s, 1 H), 4.98 (s, 1 H), 3.44 (d, *J* = 7.2 Hz, 2 H), 1.70 (s, 3 H), 1.41 (s, 6 H); ¹³C NMR (75.4 MHz, CDCl₃): δ9.2, 25.2, 38.6, 86.1, 117.2, 124.9, 126.2, 128.3, 128.4, 130.0, 132.8, 138.7, 139.1, 164.1, 172.8; EIMS *m/z* 268 (M⁺, 59.68), 91 (100.); IR (neat): 2982, 2928, 1758, 1677, 1597, 1494, 1454, 1287 cm⁻¹; HRMS: cacl. for C₁₈H₂₁O₂ [M⁺+1], 269.1536; found, 269.1549.

17. R-(-)-3-Methyl-4-(3'-methyl-1'-methylene-but-2'-enyl)-5-phenyl-5H-furan-2-one (R-(-)-3ab):



The mixture of **R-(-)-1a** (44 mg, 0.253 mmol, 98% ee), **2b** (49 mg, 0.50 mmol), TFA (23 mg, 0.20 mmol), PdCl₂ (2 mg, 0.0113 mmol) in 2 mL of DMA stirred at 35 °C for 10 hours to afford **R-(-)-3ab** (40 mg, 62%, 98% ee): HPLC conditions: AD column; rate, 0.8 mL/min; eluent, hexane/*i*-PrOH 95/5. λ = 589 nm. [α]_D²⁰ = -437 ° (c = 1.600, CHCl₃).

