

Supporting Information

The formation of colloiddally-stable phase separated poly(N-vinylcaprolactam) in water: a study by dynamic light scattering, microcalorimetry, and pressure perturbation calorimetry.

Antti Laukkanen,^a Lauri Valtola,^a Françoise M. Winnik,^b and Heikki Tenhu^{a*}

^a Laboratory of Polymer Chemistry, PB 55 University of Helsinki, Helsinki FIN-00014 HY Finland;

^b Department de Chemistry and Faculty of Pharmacy, University of Montreal, CP 6128 succursale Centre-Ville Montreal QC Canada H3C 3J7

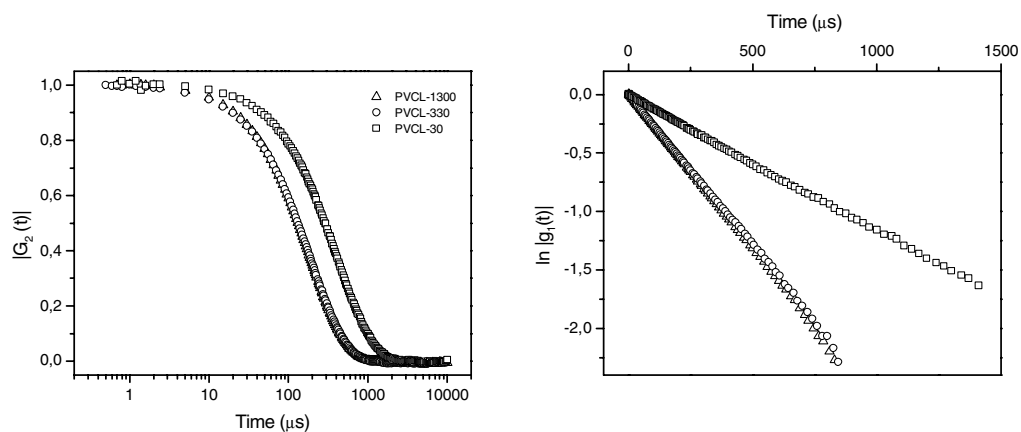


Figure S-1. (Left) Normalised time autocorrelation functions, $|G_2(t)|$, of the scattered light intensity for different PVCL aggregates. (Right) Corresponding correlation functions of the scattered electric field, $\ln |g_1(t)|$ vs. t . Nearly single exponential behavior is an indication of low polydispersity.

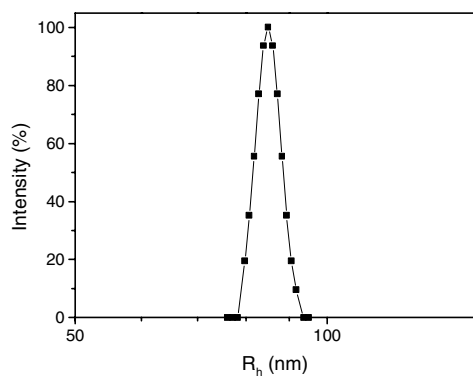
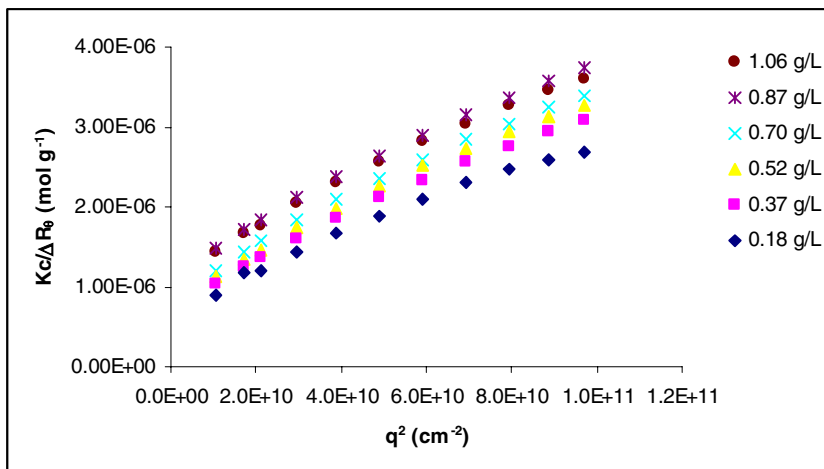
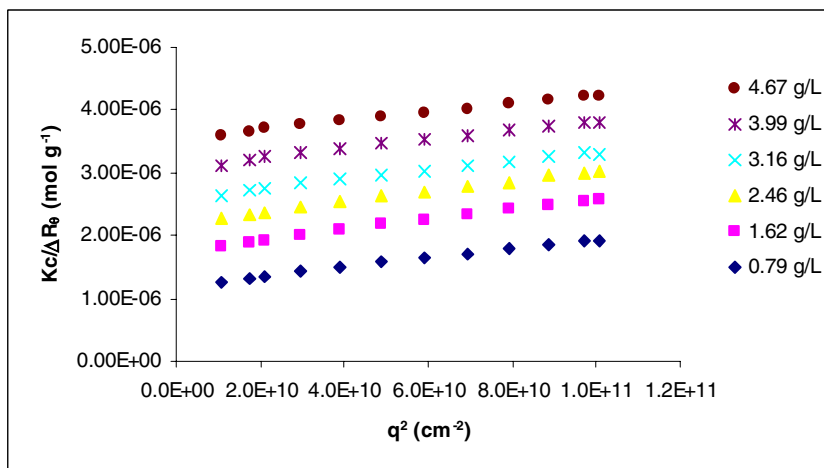


Figure S-2. Typical size distribution an aggregate particle calculated by the Inverse Laplace Transformation program CONTIN. The sample is 0.1 g/L aqueous solution of PVCL-1300 at 50 °C. The distribution is measured at the scattering angle of 90 °.



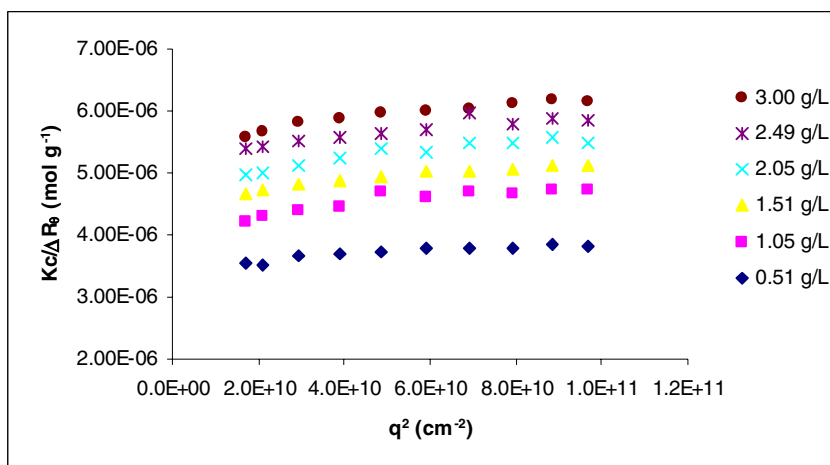
Molecular Weight for conc. $\rightarrow 0$: $1.53\text{e}+06 \text{ g/mol} \pm 10.1 \%$
 Molecular Weight for angle. $\rightarrow 0$: $1.53\text{e}+06 \text{ g/mol} \pm 8.7 \%$
 Relative difference of Molecular Weights = $1.63\text{e}-05 \%$
 Radius of Gyration = 98.4 ± 6.3
 Second Virial Coefficient = $3.01\text{e}-04 \pm 4.78\text{e}-05 \text{ cm}^3 \text{ mol/g}^2$

Figure S-3. $Kc/\Delta R_\theta$ for PVCL-1500 in THF.



Molecular Weight for conc. $\rightarrow 0$: $1.31\text{e}+06 \text{ g/mol} \pm 4.2 \%$
 Molecular Weight for angle. $\rightarrow 0$: $1.31\text{e}+06 \text{ g/mol} \pm 1.1 \%$
 Relative difference of Molecular Weights = $1.81\text{e}-04 \%$
 Radius of Gyration = 56.0 ± 6.3
 Second Virial Coefficient = $2.94\text{e}-04 \pm 5.20\text{e}-06 \text{ cm}^3 \text{ mol/g}^2$

Figure S-4. $Kc/\Delta R_\theta$ for PVCL-1300 in THF.



Molecular Weight for conc. $\rightarrow 0$: $3.30e+05$ g/mol \pm 4.6 %
 Molecular Weight for angle. $\rightarrow 0$: $3.31e+05$ g/mol \pm 3.5 %
 Relative difference of Molecular Weights = 0.1 %
 Radius of Gyration = 27.6 ± 3.8
 Second Virial Coefficient = $4.00e-04 \pm 3.53e-05$ cm³ mol/g²

Figure S-5. $Kc/\Delta R_\theta$ for PVCL-330 in THF.