

Supporting information (continued)

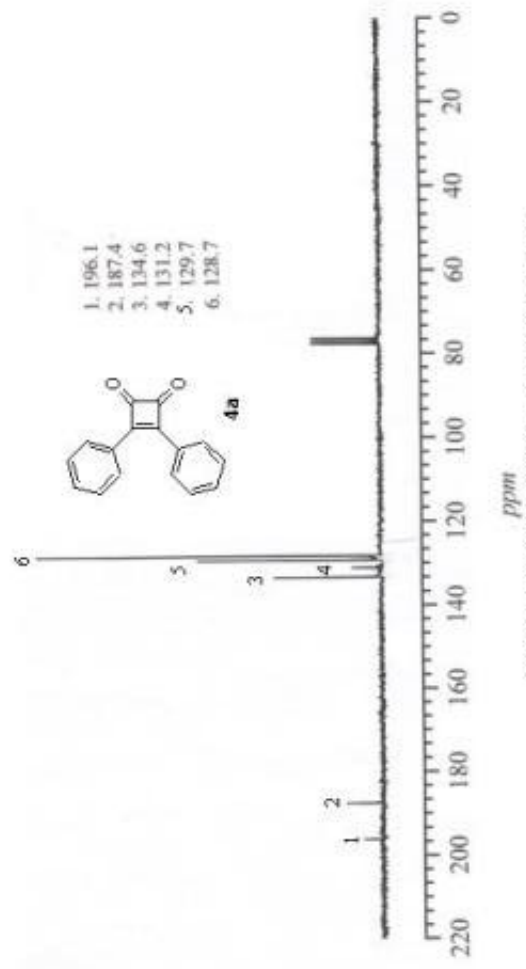
**Novel Synthesis of Acyloxyferrole complexes from Alkynes
and their Conversion to Cyclobutenediones.**

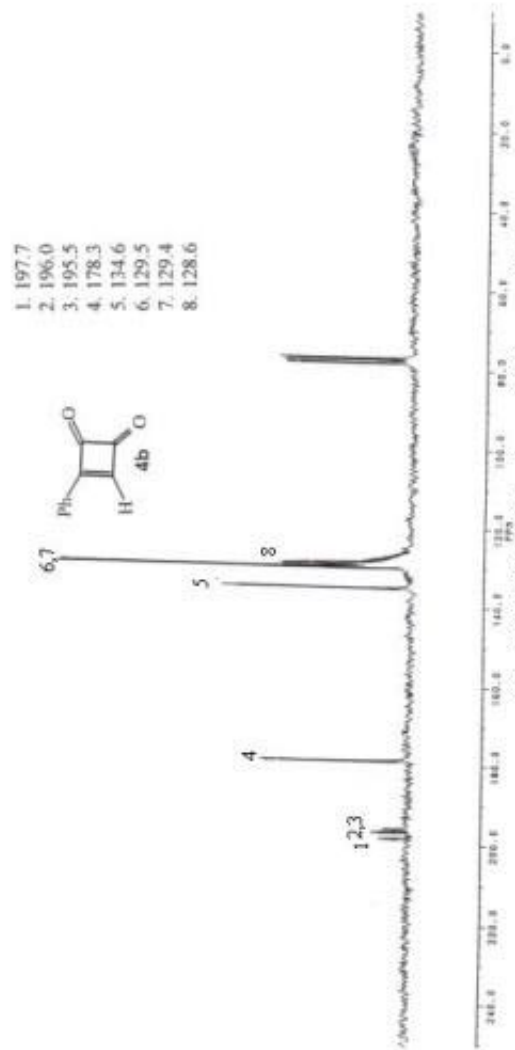
Mariappan Periasamy,* Amere Mukkanti, Dharavath Shyam Raj

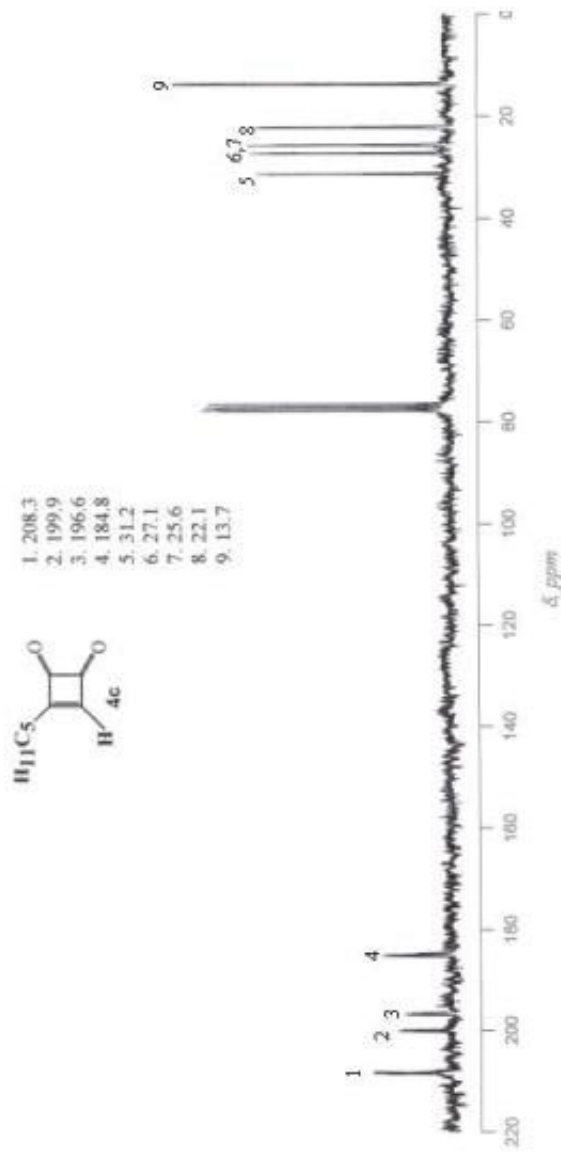
Table of Contents

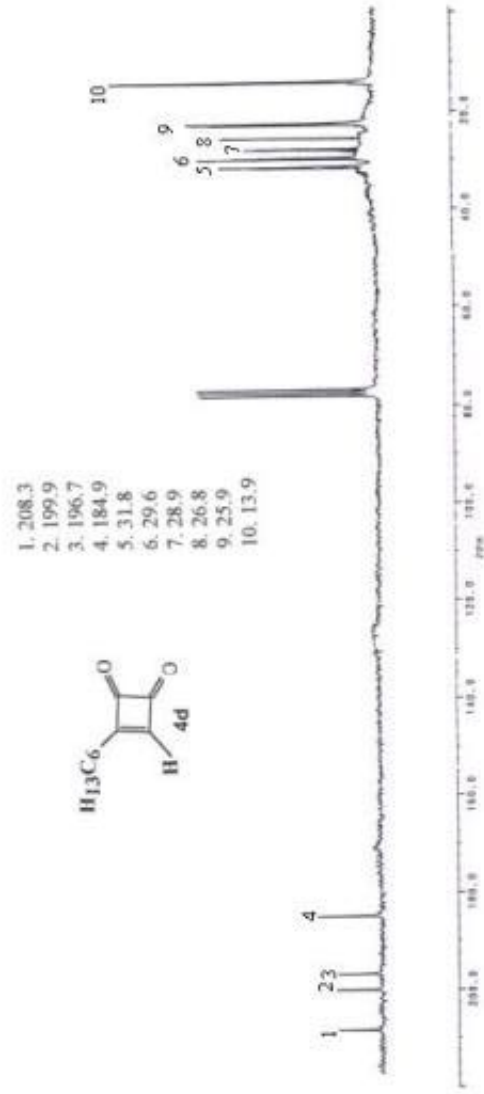
Page 10-14: ¹³C NMR Spectra of Compounds **4a-4e**

Page15 X-ray Data Collection and Structure Refinement for **1a**

Fig S8. ^{13}C NMR Spectrum of Compound **4a**

Fig S9. ¹³C NMR Spectrum of Compound **4b**

Fig S10. ¹³C NMR Spectrum of Compound **4c**

Fig S11. ^{13}C NMR Spectrum of Compound **4d**

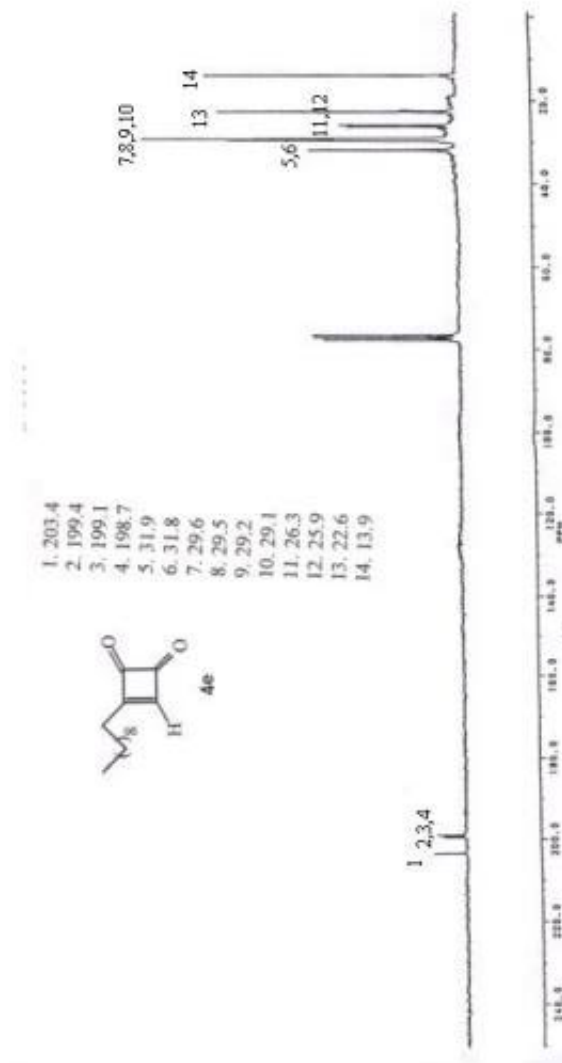
Fig S12. ¹³C NMR Spectrum of Compound 4e

Table 1. X-ray Data Collection and Structure Refinement for 1 a

empirical formula	C ₂₆ H ₁₆ Fe ₂ O ₁₀
fw	600.09
temp, wavelength	293(2), 0.71073 Å
cryst syst, space group	monoclinic, P ₂ /n
unit cell dimens	a=17.129(4)Å, α=90° b=8.542(2)Å, β=113.17° (2)
volume	c=19.27(6) Å, γ =90° 2591.9(12) Å ³
Z, calcd density	4, 1.538Mg/m ³
abs coeff	1.175 mm ⁻¹
F(000), cryst size	1216, 0.68×0.56×0.48mm
θ range for data collection	1.35 to 27.47°
limiting indices	0≤h≤22, 0≤k≤11, - 25≤l≤22
reflns collected, unique	5927, 3602[R(int)=0]
refinement method	full-matrix least-square on F ²
data/restraints/params	3602/0/345
goodness-of-fit on F ²	1.024
final R indices[I> 2σ(I)]	R1=0.0421, wR2=0.0905
R indices (all data)	R1=0.0938, wR2=0.1076
extinct coeff	0.0042(5)
largest diff peak and hole	0.644, -0.499 e. Å ⁻³