

# Supporting Information

## Molecular Dynamics Simulation Study on CO<sub>2</sub> Physical Absorption Mechanisms for Ethylene-Glycol-Based Solvents Using Free Energy Calculations

*Ryo Nagumo<sup>1\*</sup>, Yukihiro Muraki<sup>1</sup>, Shuichi Iwata<sup>1</sup>, Hideki Mori<sup>1</sup>, Hiromitsu Takaba<sup>2</sup>,  
and Hidetaka Yamada<sup>3</sup>*

<sup>1</sup>Department of Materials Science and Engineering, Nagoya Institute of Technology,  
Gokiso-cho, Showa-ku, Nagoya 466-8555, Japan

<sup>2</sup>Department of Environmental Chemistry and Chemical Engineering, Kogakuin  
University 2665-1 Nakano-machi, Hachioji-shi, Tokyo 192-0015, Japan.

<sup>3</sup>Research Institute of Innovative Technology for the Earth (RITE), 9-2 Kizugawadai,  
Kizugawa-shi, Kyoto 619-0292, Japan

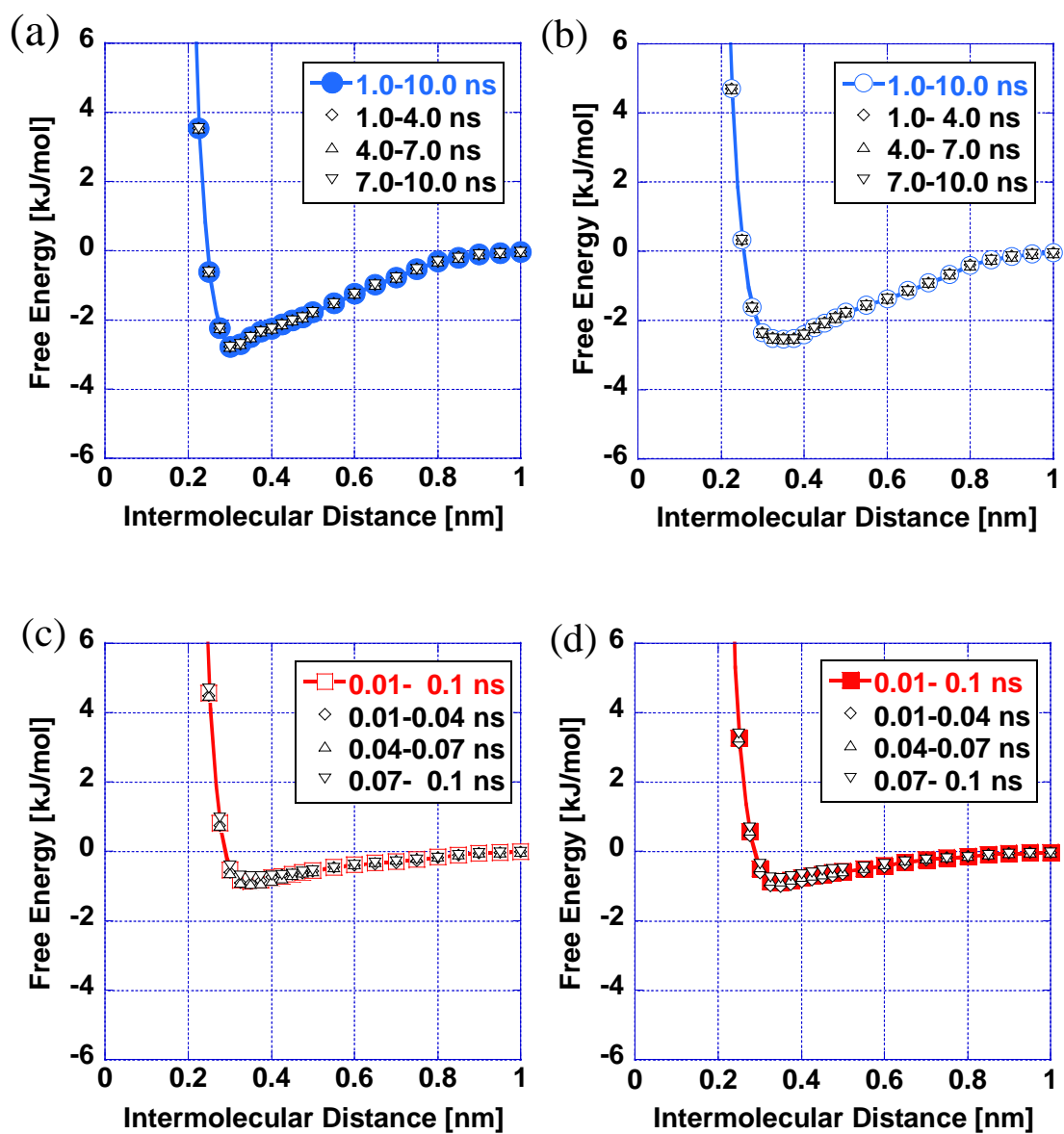
\*Phone: +81-52-735-5214

**Table S1.** Number of surrounding solvent molecules in the simulation cubic cells, cell lengths, and computational periods for the data sampling in free energy calculations for a CO<sub>2</sub> molecule approaching a solvent molecule in the surrounding solvent molecules.

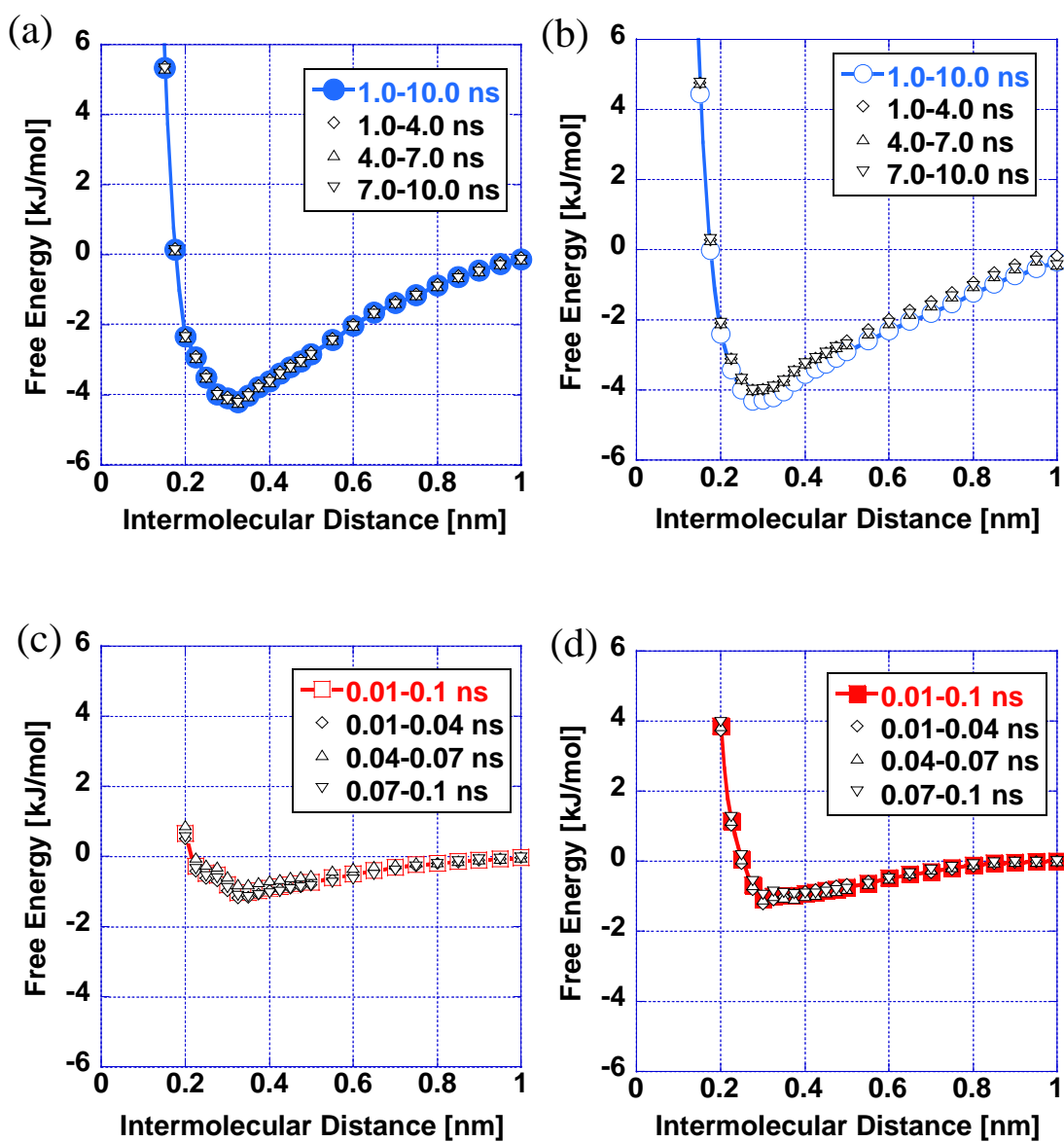
<b>Solvate-solvent</b>	<b>Number of solvent molecules</b>	<b>Cubic cell length [Å]</b>	<b>Computational period [ns]</b>
CO <sub>2</sub> -Glycerol	128	25.1145	1-10
CO <sub>2</sub> -EG1	180	25.5414	1-7
CO <sub>2</sub> -EG2	128	27.2746	1.5-9
CO <sub>2</sub> -DEGDME	83	27.11	1-10
CO <sub>2</sub> -EG3	90	27.2588	2-14
CO <sub>2</sub> -EG4	61	26.1371	2-20

**Table S2.** Time steps and computational periods for the data sampling in free energy calculations for a CO<sub>2</sub> molecule approaching a solvent molecule in a vacuum.

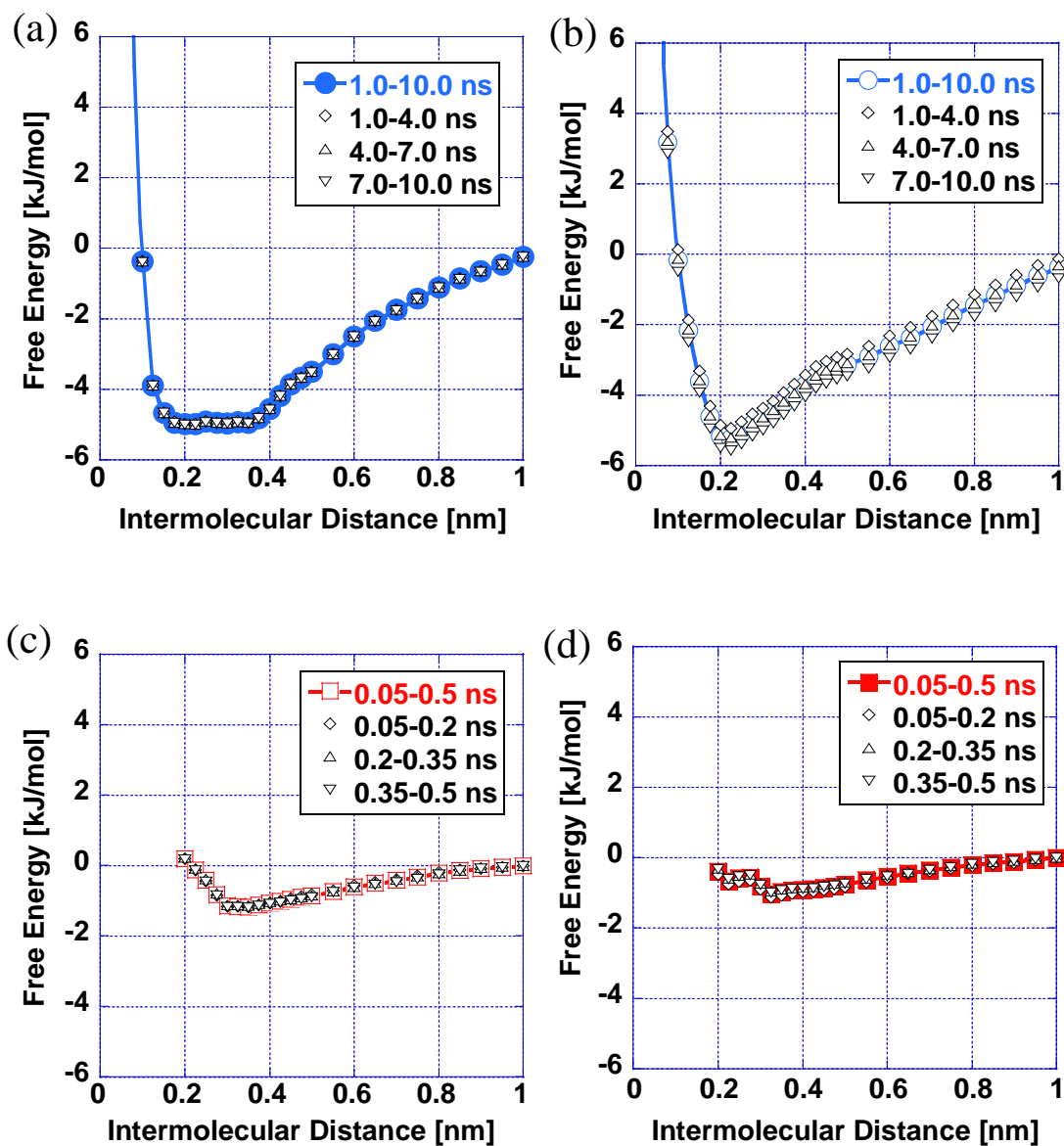
	<b>Time step</b>	<b>Computational</b>		<b>Time step</b>	<b>Computational</b>
<b>Solvate-solvent</b>	<b>[fs]</b>	<b>period [ns]</b>	<b>Solvate-solvent</b>	<b>[fs]</b>	<b>period [ns]</b>
CO <sub>2</sub> -EG2	1	1-10	CO <sub>2</sub> -EG4-alkane	0.05	0.05-0.5
CO <sub>2</sub> -EG2-diol	1	1-10	CO <sub>2</sub> -DEGDME	0.5	0.5-5
CO <sub>2</sub> -EG2-ether	0.01	0.01-0.1	CO <sub>2</sub> -DEGDME-	0.05	0.05-0.5
			methoxy		
CO <sub>2</sub> -EG2-alkane	0.01	0.01-0.1	CO <sub>2</sub> -DEGDME-ether	0.1	0.1-1
CO <sub>2</sub> -EG3	1	1-10	CO <sub>2</sub> -DEGDME-alkane	0.1	0.1-1
CO <sub>2</sub> -EG3-diol	1	1-10	CO <sub>2</sub> -glycerol	1	1-10
CO <sub>2</sub> -EG3-ether	0.01	0.01-0.1	CO <sub>2</sub> -1,2-butanediol	1	1-10
CO <sub>2</sub> -EG3-alkane	0.01	0.01-0.1	CO <sub>2</sub> -	1	1-10
			2-methylpropane-1,3-dio		
			1		
CO <sub>2</sub> -EG4	1	1-10	CO <sub>2</sub> -2-methylbutanol	1	1-10
CO <sub>2</sub> -EG4-diol	1	1-10	CO <sub>2</sub> -3-pentanol	1	1-10
CO <sub>2</sub> -EG4-ether	0.05	0.05-0.5	CO <sub>2</sub> -3-methylpentane	0.01	0.01-0.1



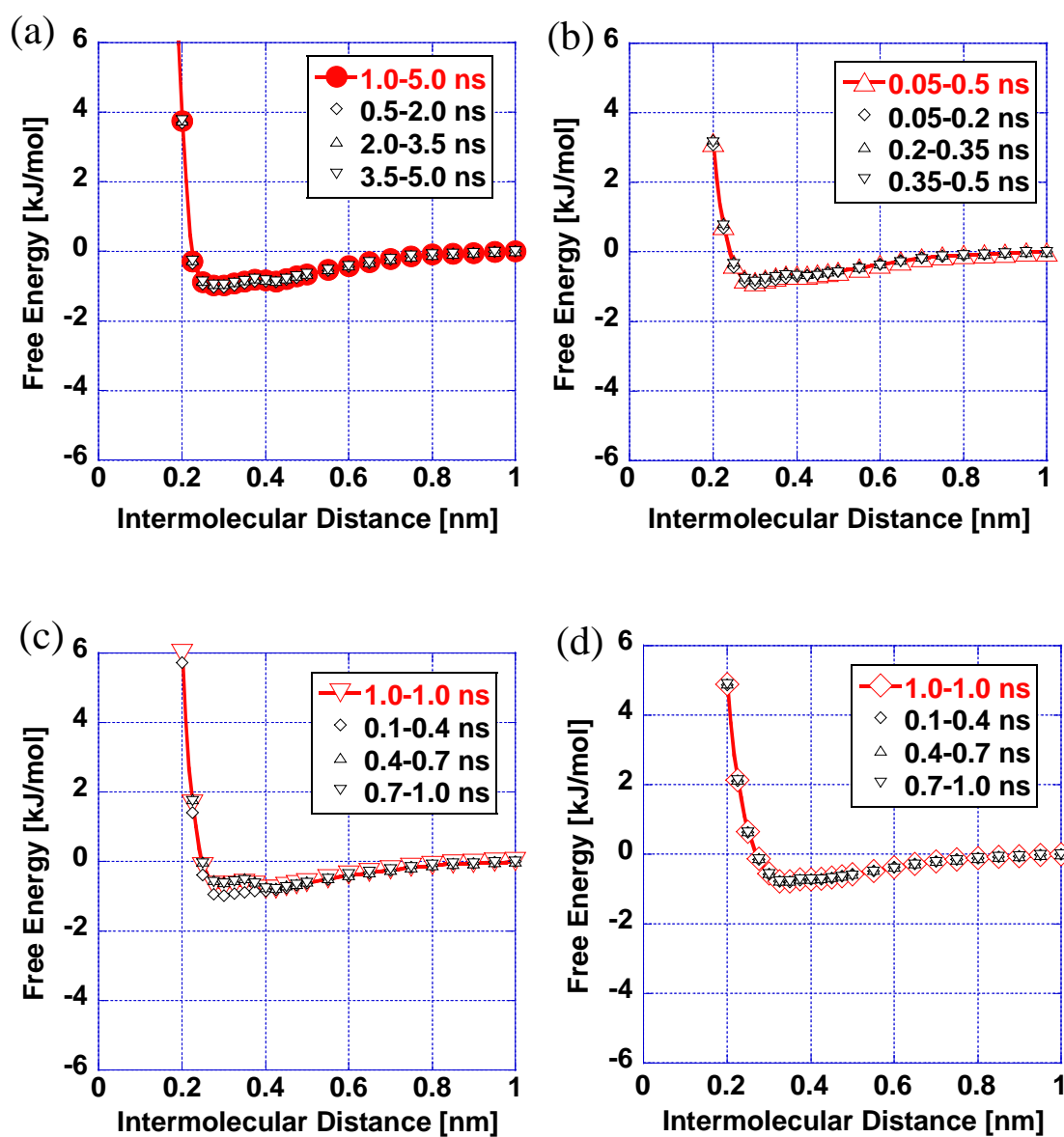
**Figure S1.** Free energy profiles at 298 K of CO<sub>2</sub> approaching EG2 and the derivative molecules in vacuum: (a) EG2, (b) EG2-diol, (c) EG2-ether, and (d) EG2-alkane.



**Figure S2.** Free energy profiles at 298 K of CO<sub>2</sub> approaching EG3 and the derivative molecules in vacuum: (a) EG3 (reprinted from our previous study<sup>20</sup> with permission from the Society of Chemical Engineers, Japan), (b) EG3-diol, (c) EG3-ether, and (d) EG3-alkane.

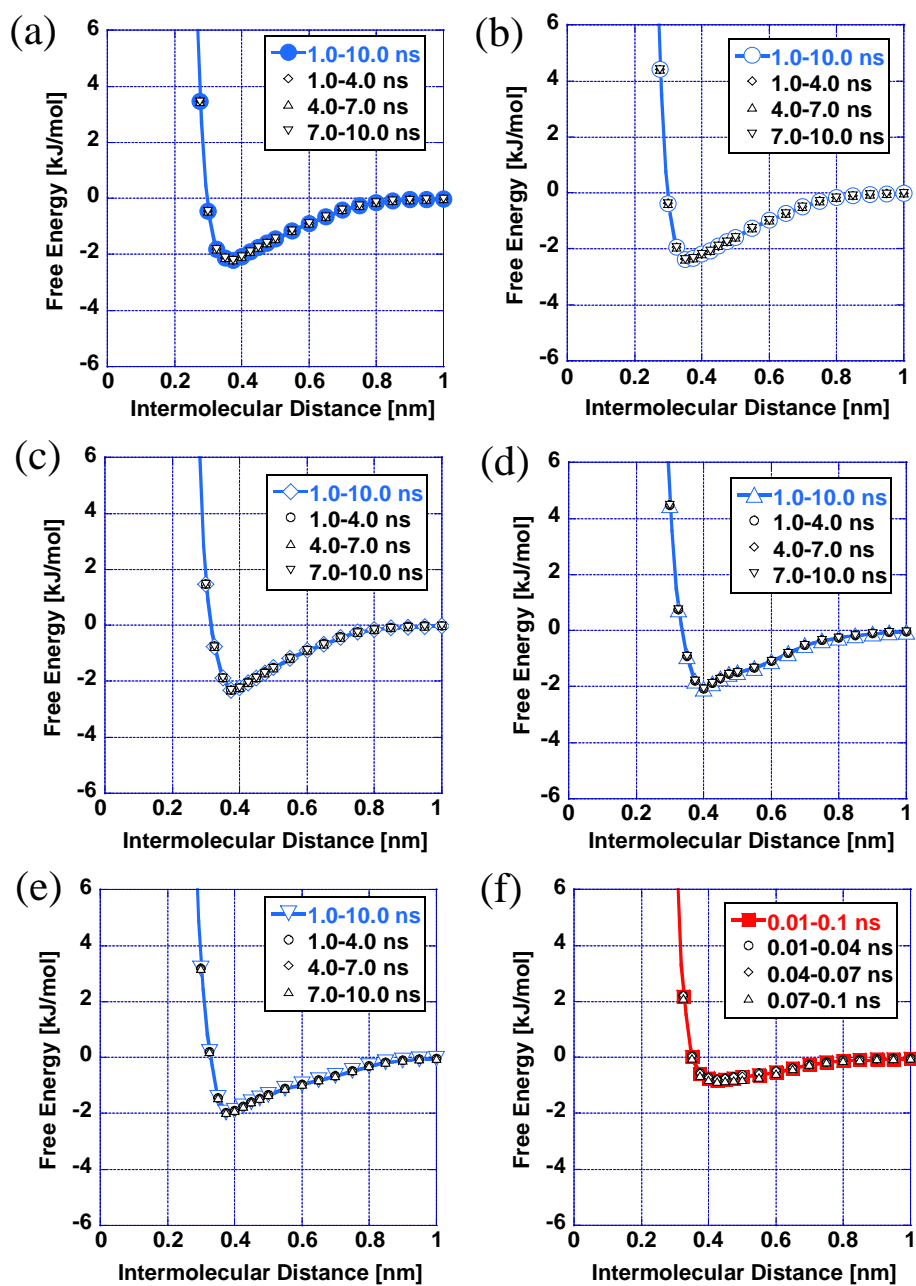


**Figure S3.** Free energy profiles at 298 K of CO<sub>2</sub> approaching EG4 and the derivative molecules in vacuum: (a) EG4 (reprinted from our previous study<sup>20</sup> with permission from the Society of Chemical Engineers, Japan), (b) EG4-diol, (c) EG4-ether, and (d) EG4-alkane.



**Figure S4.** Free energy profiles at 298 K of CO<sub>2</sub> approaching DEGDM and the derivative molecules in vacuum: (a) DEGDM (reprinted from our previous study<sup>20</sup> with permission from the Society of Chemical Engineers, Japan), (b) DEGDM-methoxy, (c) DEGDM-ether, and (d) DEGDM-alkane.





**Figure S5.** Free energy profiles at 298 K of CO<sub>2</sub> approaching glycerol and the derivative molecules in vacuum: (a) glycerol (reprinted from our previous study<sup>20</sup> with permission from the Society of Chemical Engineers, Japan), (b) 1,2-butanediol, (c) 2-methylpropane-1,3-diol, (d) 2-methylbutanol, (e) 3-pentanol, and (f) 3-methylpentane.