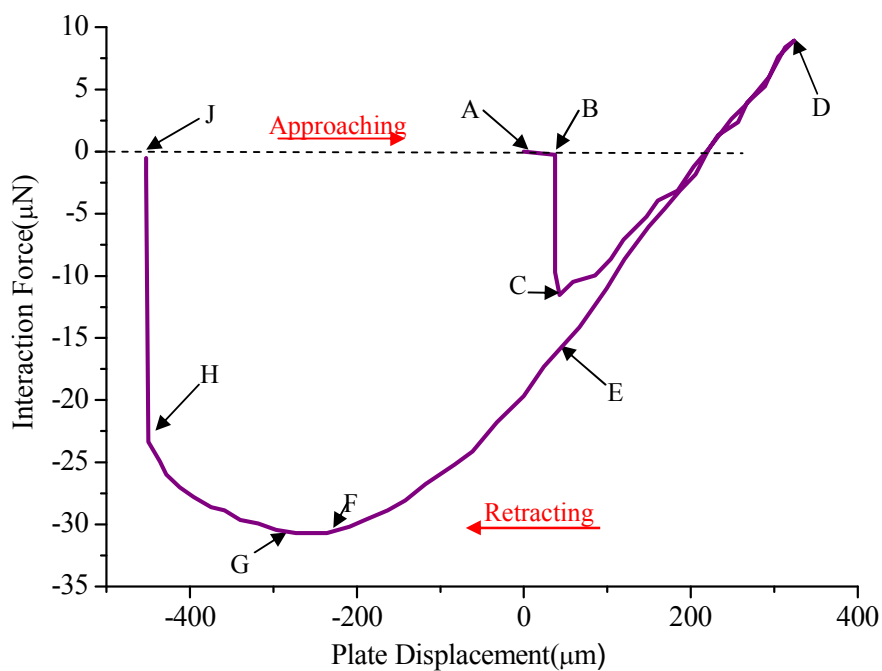


**Supporting Information for**  
**Micromechanical Interactions between Clathrate Hydrate Particles**  
**and Water Droplets: Experiment and Modeling**

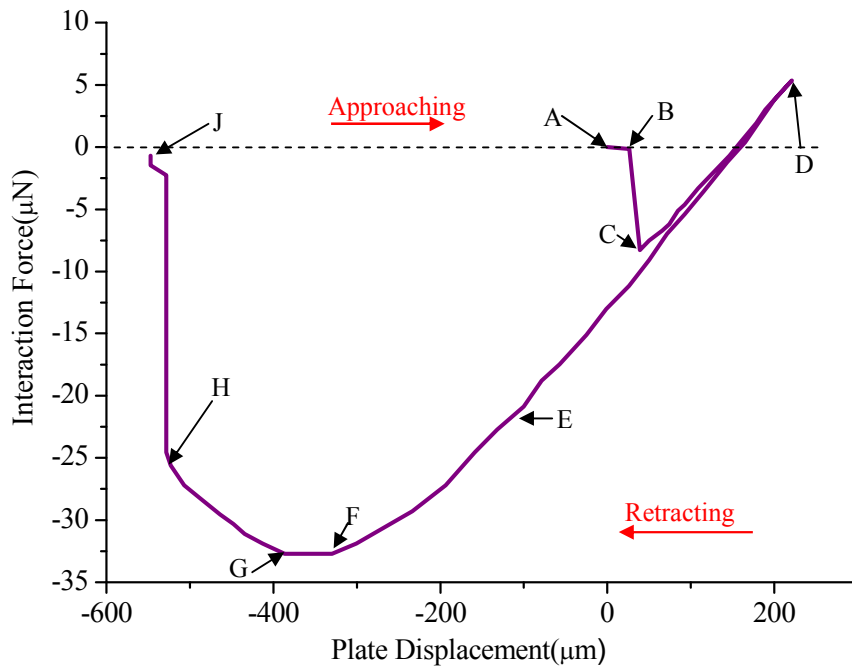
*Chenwei Liu<sup>1,2</sup>, Mingzhong Li<sup>1\*</sup>, Chunting Liu<sup>1</sup>, Kaili Geng<sup>1</sup>, Yuxing Li<sup>2\*</sup>*

<sup>1</sup>*College of Petroleum Engineering, China University of Petroleum, Qingdao 266580, China*

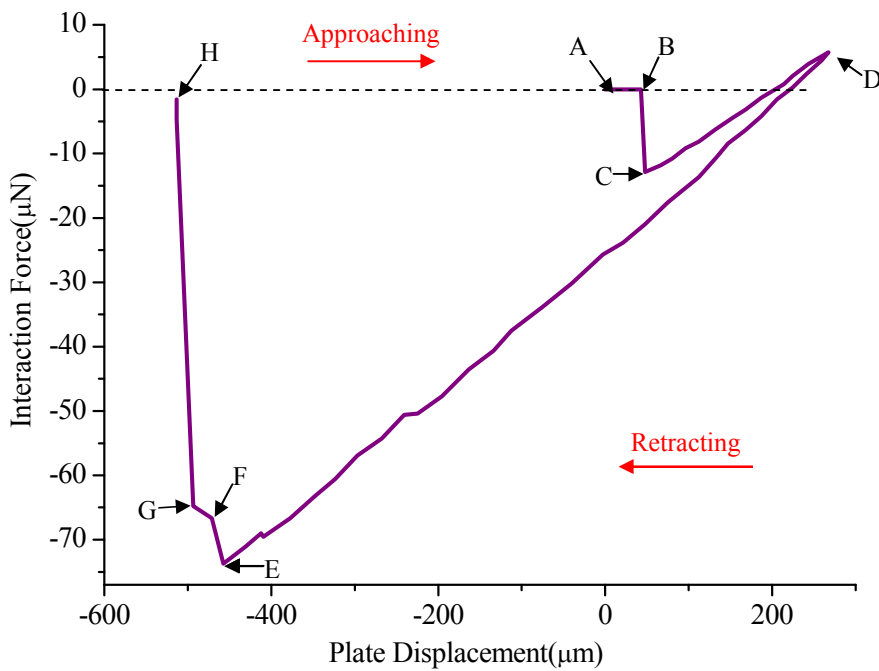
<sup>2</sup>*Shandong Provincial Key Laboratory of oil and gas storage and transportation, China University  
of Petroleum, Qingdao 266580, China*



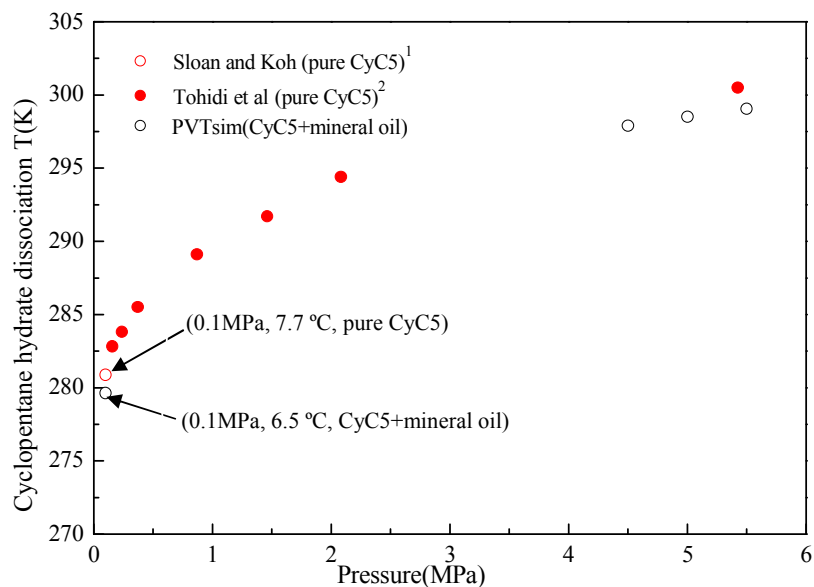
**Figure S1.** Typical hydrate particle-droplet interaction force profile of a measurement cycle in pure CyC5 at 7 °C.



**Figure S2.** Typical hydrate particle-droplet interaction force profile of a measurement cycle in pure CyC5 at 1.5°C.



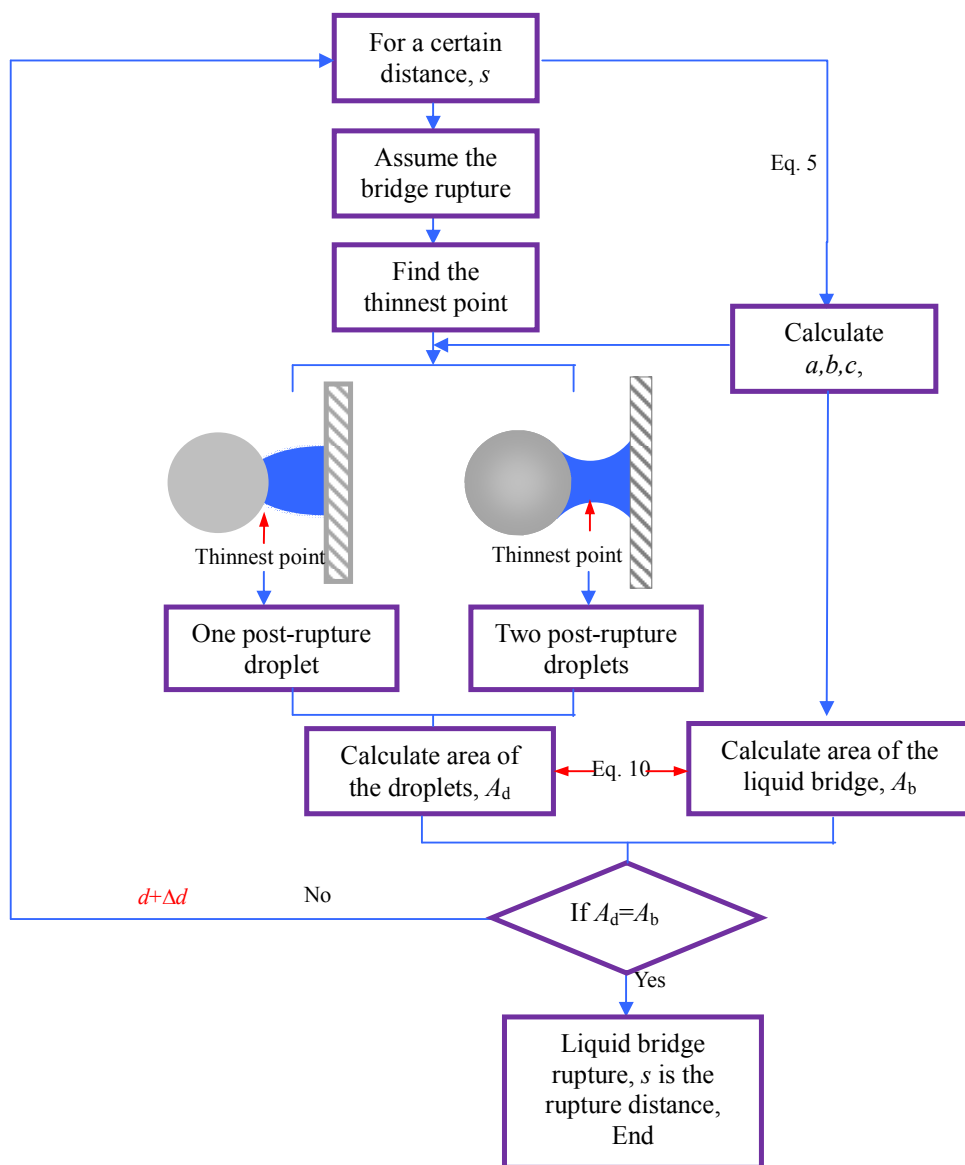
**Figure S3.** Typical hydrate particle-droplet interaction force profile of a measurement cycle in pure CyC5 at 0.7°C.



**Figure S4.** Cyclopentane hydrate phase equilibrium conditions. The addition of mineral oil decreases the cyclopentane hydrate equilibrium temperature at a given pressure. At atmospheric pressure, the hydrate equilibrium temperature of the CyC5+mineral oil mixture is about 6.5 °C, while the hydrate equilibrium temperature of pure cyclopentane is about 7.7 °C.

**Table S1** Uncertainties for the parameters in Table 1

| Parameter/units                           | Value          | Parameter/units    | Value          |
|---|----------------|--------------------|----------------|
| $R_d/\mu\text{m}$                         | $262\pm 2$     | $y(0)/\mu\text{m}$ | $201\pm 3$     |
| $R_p/\mu\text{m}$                         | $337\pm 2$     | $y(d)/\mu\text{m}$ | $225\pm 3$     |
| $V_d/10^7\mu\text{m}^3$                   | $6.27\pm 0.20$ | $d/\mu\text{m}$    | $307\pm 4$     |
| $\varphi_p/^\circ$                        | $35.5\pm 0.4$  | $\theta_p/^\circ$  | $93.7\pm 1.2$  |
| $h_d/\mu\text{m}$                         | $64\pm 2$      | $\theta_s/^\circ$  | $124.3\pm 1.1$ |
| $\gamma_{hw}/\text{mN}\cdot\text{m}^{-1}$ | $48.4\pm 1.6$  |                    |                |



**Figure S5.** Flowchart for determining the rupture distance

**Reference**

- (1) Sloan, E. D.; Koh, C. A. *Clathrate Hydrates of Natural Gases*, 3rd Ed., CRC Press, Taylor and Francis Group, 2007.
- (2) Tohidi, B.; Danesh, A.; Todd, A.; Burgass, R.W.; Østergaard, K.K. *Fluid Phase Equilib.* 1997, *138*, 241-250.