

Supporting Information for “Chiral direction and interconnection of helical three-connected networks in metal-organic frameworks”

T.J.Prior and M.J. Rosseinsky

Department of Chemistry, The University of Liverpool, Liverpool L69 7ZD, UK

Index	Fresh material		Heated to 140 °C under He	
	Angle / °	FWHM / °	Angle / °	FWHM / °
210	12.082	0.0635	12.079	0.0686
202	12.275	0.0658	12.287	0.0647
104	12.837	0.0668	12.888	0.0737
212	13.418	0.0640	13.427	0.0727

Table S1: FWHM for some low angle reflections for fresh and desolvated **1** $\text{Ni}_3(\text{btc})_2(\text{py})_6(1,4\text{-bd})_4(\mu\text{-}1,4\text{-bd})_2(1,4\text{-bd})$

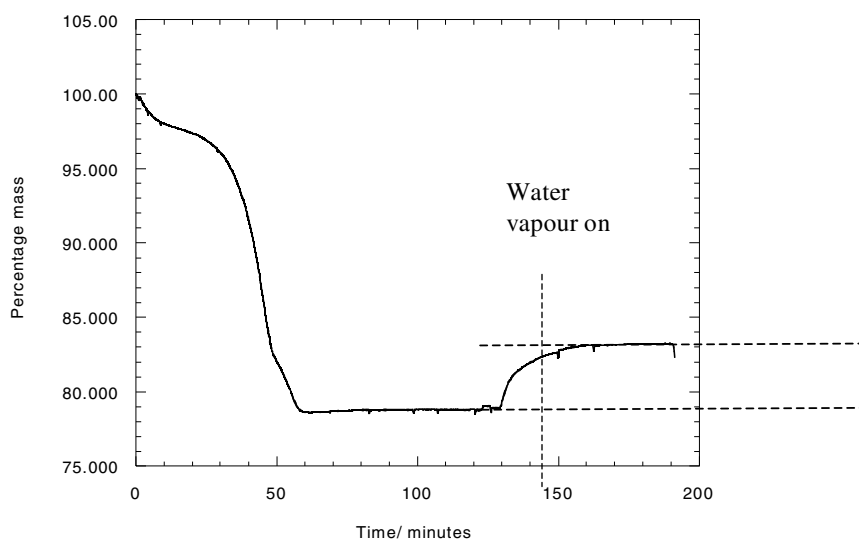


Figure S2: Resolution of **1** $\text{Ni}_3(\text{btc})_2(\text{py})_6(1,4\text{-bd})_4(\mu\text{-}1,4\text{-bd})$ with water

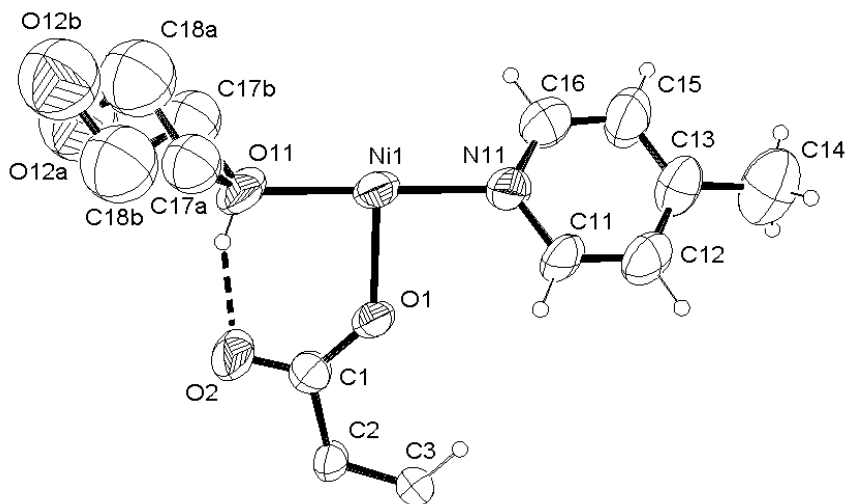


Figure S3: Asymmetric unit of the 4-network ethylene glycol/4-picoline phase **2** shown as 50% thermal ellipsoids. C17a, C18a and O12a are 60 % occupied; C17b, C18b, O12b are 40% occupied. Hydrogen atoms are unlabelled

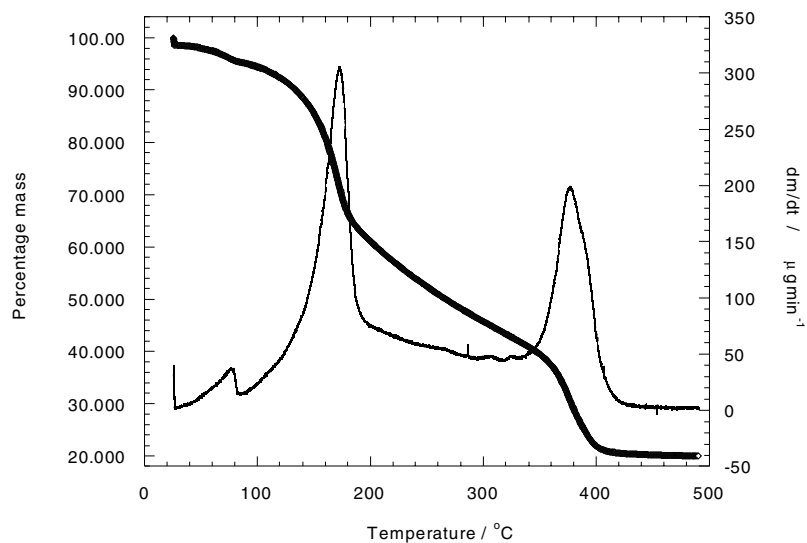


Figure S4: Thermogravimetry for the 4-network ethylene glycol/4-picoline phase **2**. The bold trace is the percentage mass.

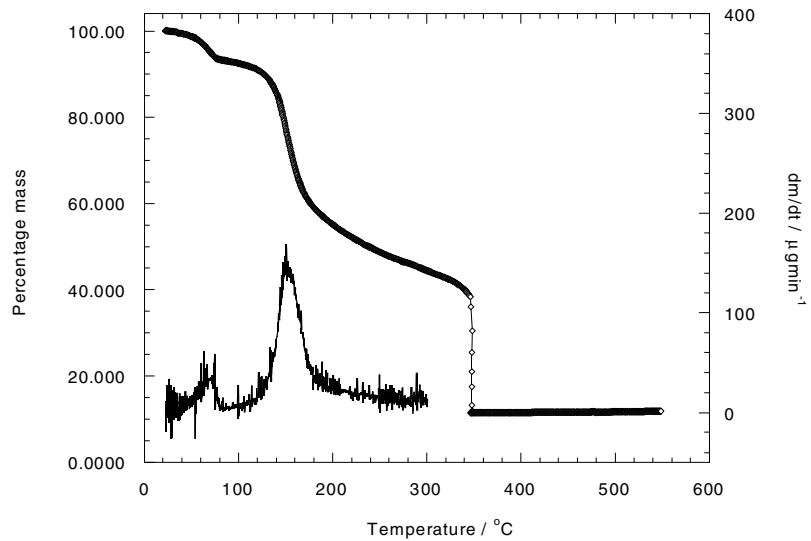


Figure S5: Thermogravimetry for the propan-1,2-diol/4-picoline phase **3**. The upper curve is the percentage mass.