

J | A | C | S

JOURNAL OF THE AMERICAN CHEMICAL SOCIETY

J. Am. Chem. Soc., 1997, 119(3), 633-634, DOI:[10.1021/ja963713j](https://doi.org/10.1021/ja963713j)

Terms & Conditions

Electronic Supporting Information files are available without a subscription to ACS Web Editions. The American Chemical Society holds a copyright ownership interest in any copyrightable Supporting Information. Files available from the ACS website may be downloaded for personal use only. Users are not otherwise permitted to reproduce, republish, redistribute, or sell any Supporting Information from the ACS website, either in whole or in part, in either machine-readable form or any other form without permission from the American Chemical Society. For permission to reproduce, republish and redistribute this material, requesters must process their own requests via the RightsLink permission system. Information about how to use the RightsLink permission system can be found at <http://pubs.acs.org/page/copyright/permissions.html>



ACS Publications

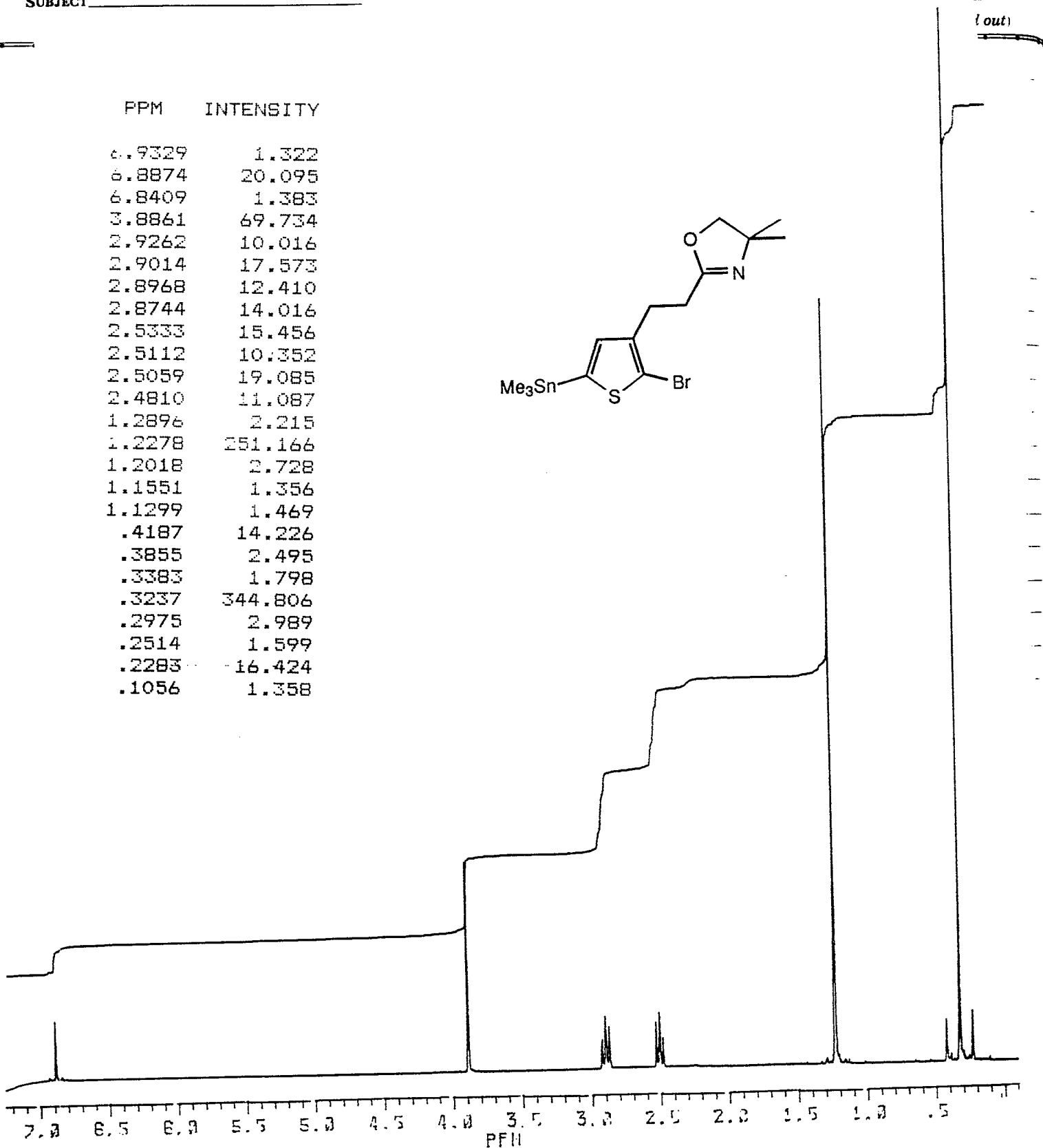
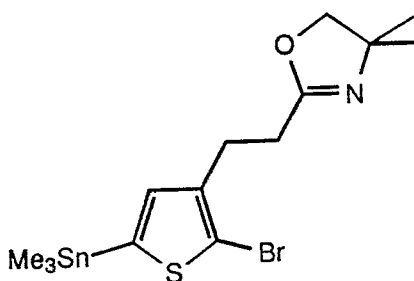
MOST TRUSTED. MOST CITED. MOST READ.

Copyright © 1997 American Chemical Society

PROJECT NO. _____

SUBJECT _____

PPM	INTENSITY
6.9329	1.322
6.8874	20.095
6.8409	1.383
3.8861	69.734
2.9262	10.016
2.9014	17.573
2.8968	12.410
2.8744	14.016
2.5333	15.456
2.5112	10.352
2.5059	19.085
2.4810	11.087
1.2896	2.215
1.2278	251.166
1.2018	2.728
1.1551	1.356
1.1299	1.469
.4187	14.226
.3855	2.495
.3383	1.798
.3237	344.806
.2975	2.989
.2514	1.599
.2283	16.424
.1056	1.358



RECORDED BY _____

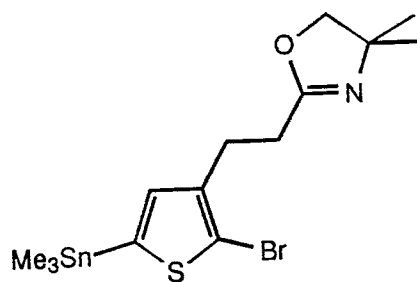
DATE _____

READ AND UNDERSTOOD BY _____

DATE _____

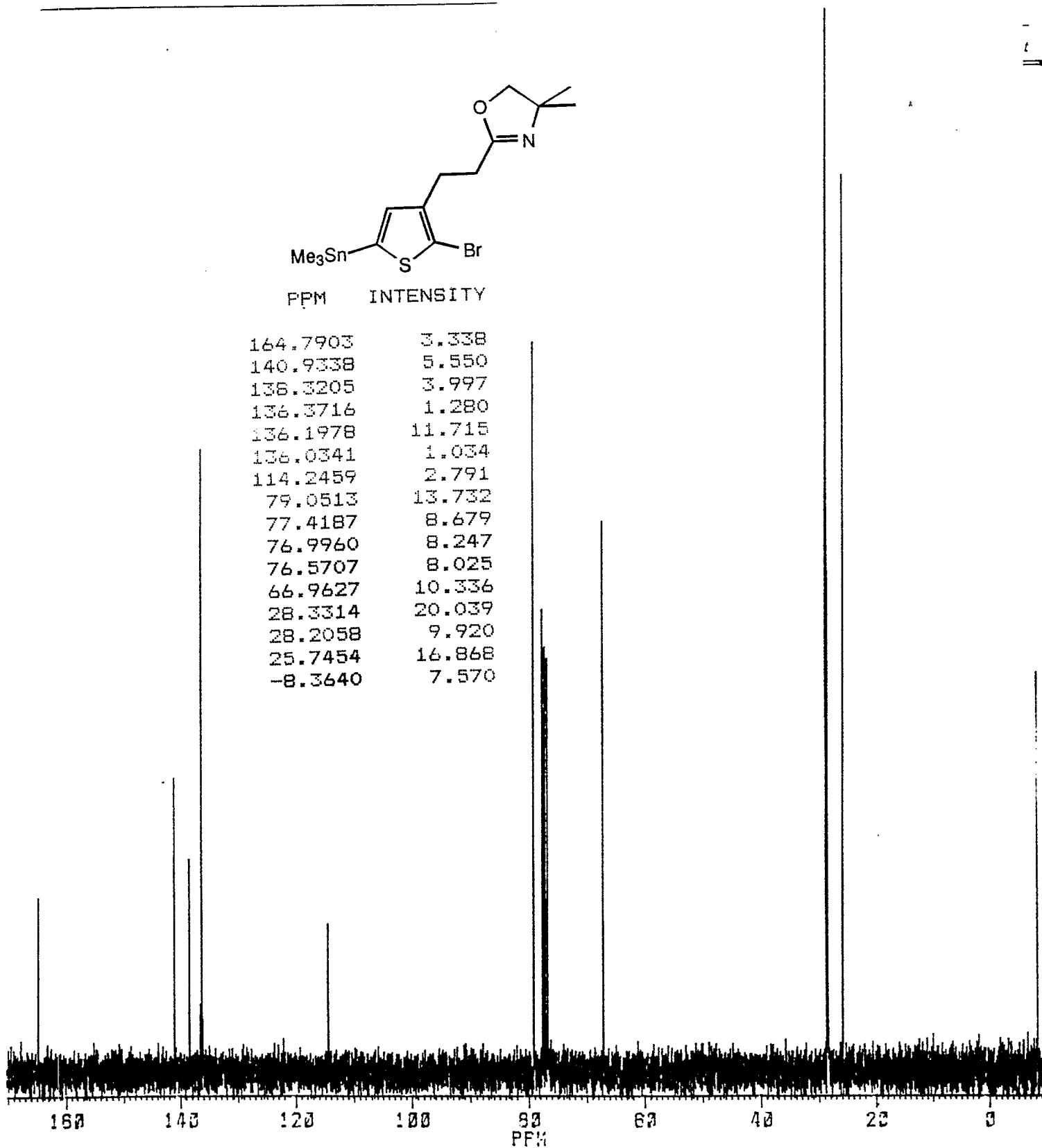
CARNEGIE-MELLON UNIVERSITY
MELLON INSTITUTE

PAGE _____



PPM INTENSITY

164.7903	3.338
140.9338	5.550
136.3205	3.997
136.3716	1.280
136.1978	11.715
136.0341	1.034
114.2459	2.791
79.0513	13.732
77.4187	8.679
76.9960	8.247
76.5707	8.025
66.9627	10.336
28.3314	20.039
28.2058	9.920
25.7454	16.868
-8.3640	7.570



RECORDED BY _____

DATE _____

READ AND UNDERSTOOD BY _____

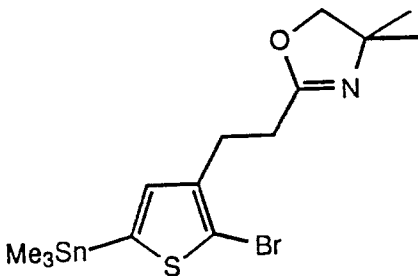
DATE _____

<div style="border: 1px solid black; padding: 5px; display: inline-block;"> <p style="font-size: 1.2em; margin: 0;">619.A</p> <p style="font-size: 0.8em; margin: 0;">SAMPLE IDENTIFICATION</p> </div>			<p>Name <u>Paul Eubank / McCullough Group</u></p> <p><u>4400 SB Ave, #190</u></p>		
Date			<p>City <u>Pittsburgh, PA</u> Zip: <u>15213</u></p>		
Analysis	Theory	% Found			
C	37.28	37.32		M.P./B.P. <u>115°C / 0.04T</u>	
H	4.92	4.95		Hygroscopic: Explosive:	
(N)	3.11	3.23		Elements Present: <u>CHNOSS_nBr</u>	
(Br)	17.72	17.58		To Be Dried: No <input checked="" type="checkbox"/> Yes <input type="checkbox"/> at °C	
				ANALYZE for: <u>C, H (N, Br)</u> <input checked="" type="checkbox"/> Single <input type="checkbox"/> Duplicate	



MIDWEST MICROLAB

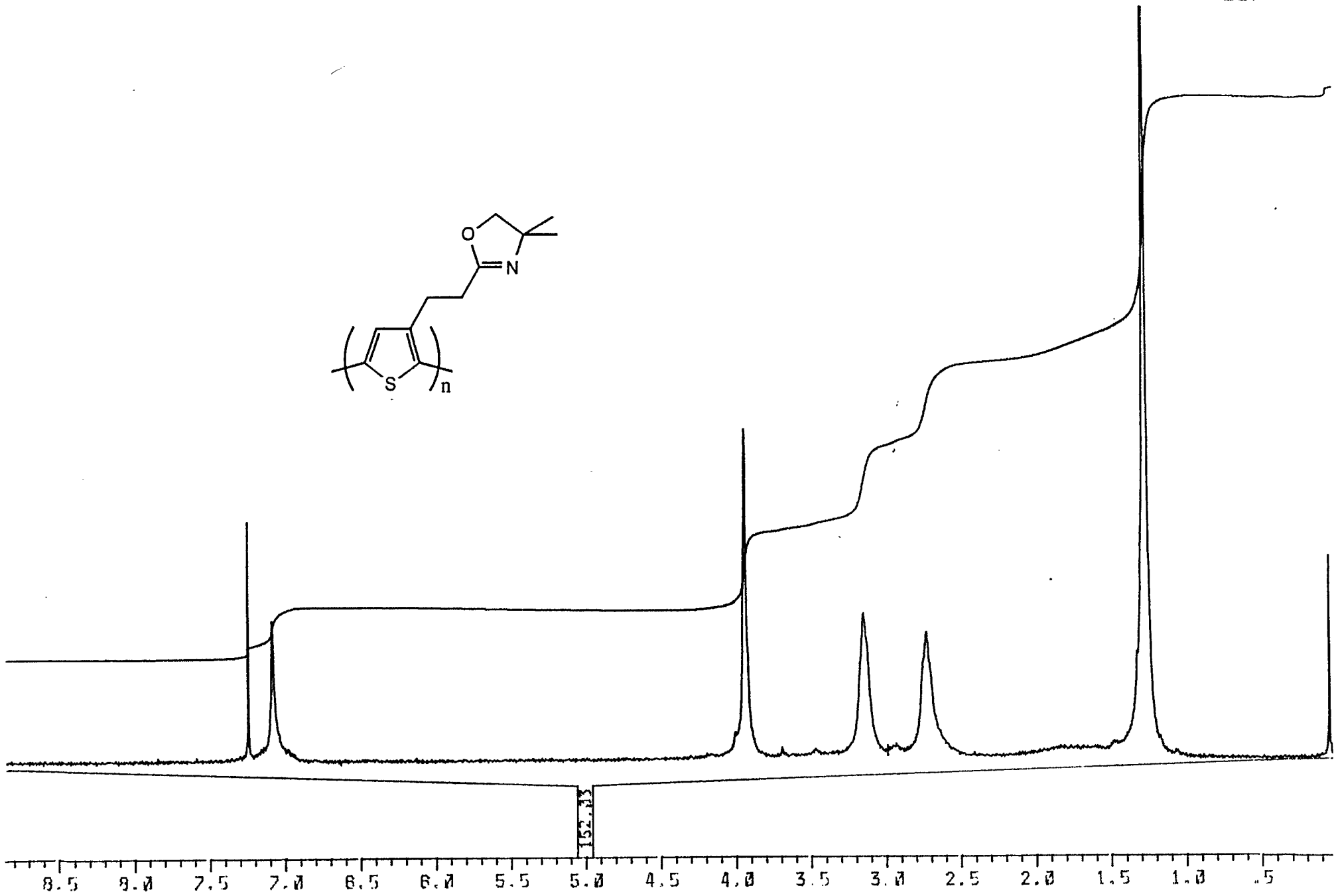
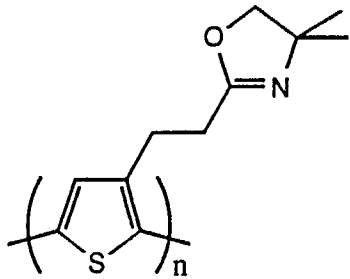
7212 N. Shadeland Ave. Indianapolis, IN 46250
 Phone (317) 849-8806 FAX (317) 849-8534

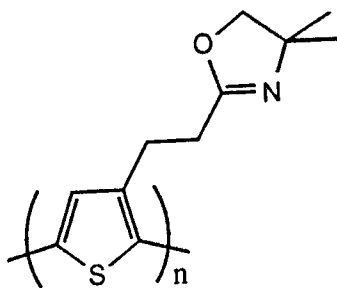


Received: **SEP - 6 1996**


Completed:

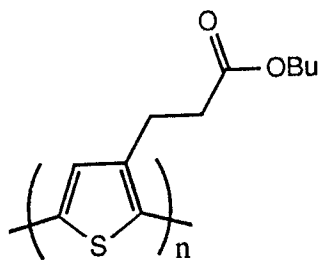
It is suggested that at least 5 mg. of sample be supplied per determination. Liquid samples should be suitably protected by metal foil in the cap if submitted in a screw cap vial. Volatile substances would best be sealed in small ampoules. Samples will be retained for three months. In those cases where it is obvious that satisfactory analyses may be obtained by further drying, we will re-dry and reanalyze (at our discretion and sample permitting) at the duplicate rate unless otherwise directed.



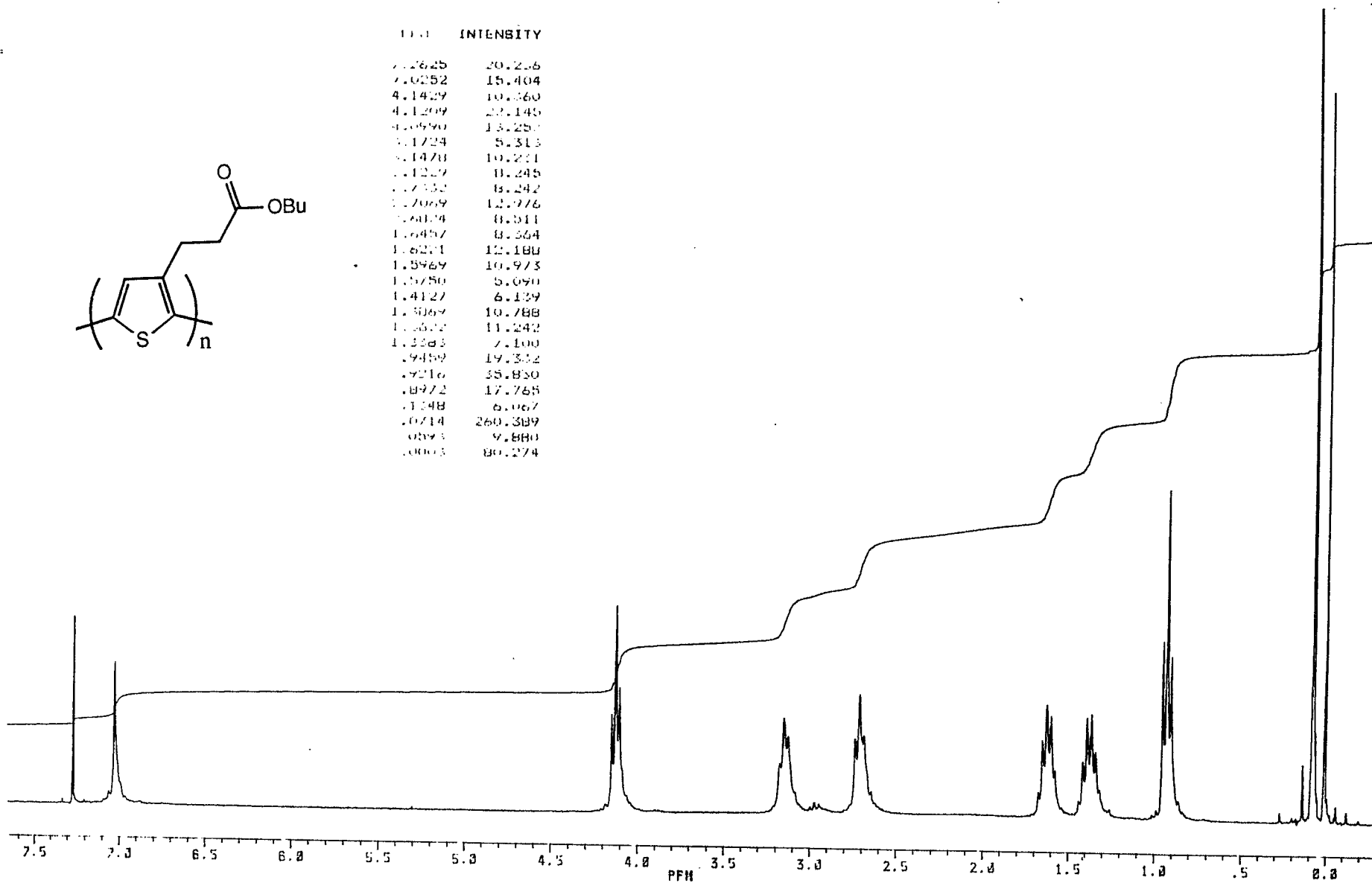


PPM	INTENSITY
166.6923	6.275
138.4189	16.974
134.4435	9.937
132.3937	9.869
129.7686	14.794
79.9965	21.482
78.1557	202.970
77.9384	6.822
77.7344	198.815
77.3088	182.293
67.9576	20.466
29.6376	24.117
29.2375	92.962
29.1563	8.165
26.4488	19.500
1.7014	5.828





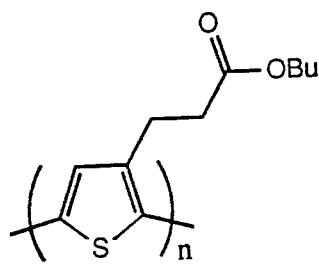
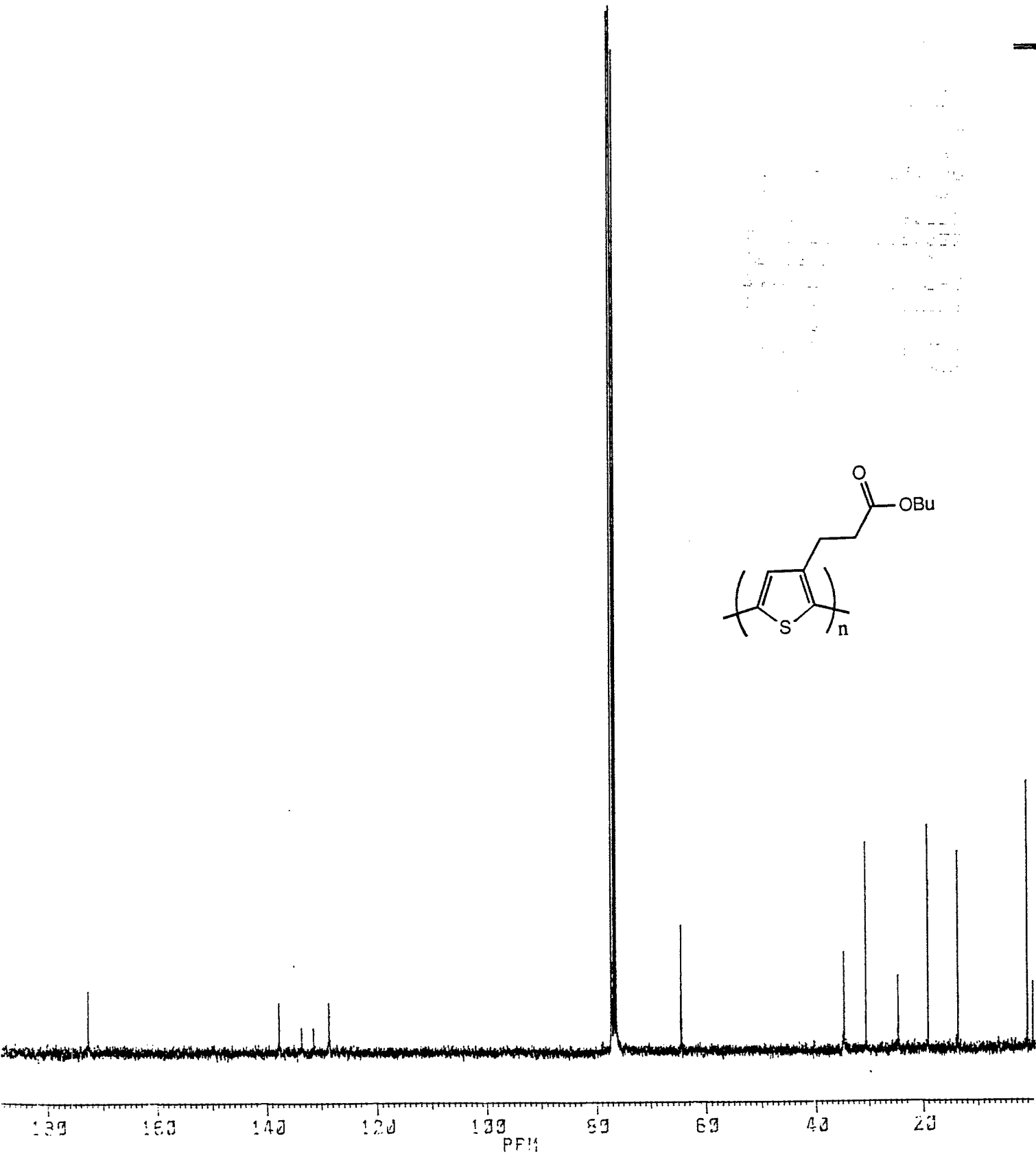
PPM	INTENSITY
7.2625	20.226
7.0252	15.404
4.1429	10.360
4.1209	23.145
4.0990	13.257
3.1724	5.313
3.1470	10.221
3.1229	11.245
3.1052	35.242
3.0669	12.976
3.0179	11.511
3.0457	31.364
3.0271	12.180
1.9969	10.973
1.9750	5.090
1.4127	6.139
1.3069	10.788
1.2822	11.242
1.2683	7.100
1.9459	19.352
1.9216	35.830
1.8972	17.765
1.1348	6.067
1.0714	260.389
0.8873	9.880
0.0003	80.274



READ AND UNDERSTOOD BY _____ DATE _____

f [redacted]

PROJECT NO. _____



RECORDED BY _____

DATE _____


READ AND UNDERSTOOD BY _____

DATE _____

PAGE

MILLON INSTITUTE
TRANSMITTANCE

d out)



Butyl Ester Sample
(Solid from Soxhlet thimble, derivitized)
CAST from THF onto a
TYPE 61 Polyethylene IR Card,
Background Subtracted

0.00
-2.00
-4.00
-6.00
-8.00
-10.00
-12.00
-14.00
-16.00
-18.00
-20.00
-22.00
-24.00

3500 3000 2500 2000 1500 1000 500

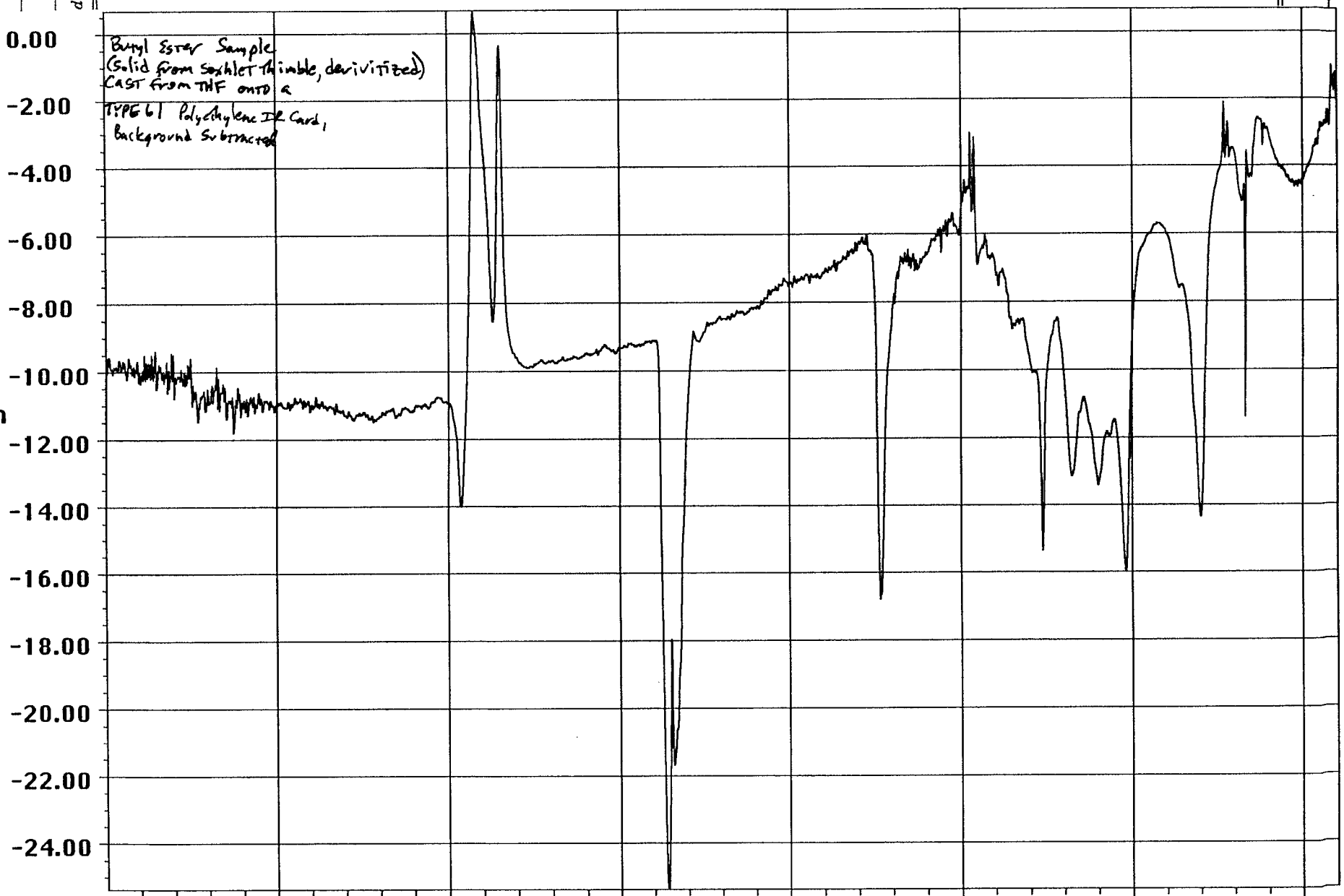
Wavenumbers

SUBJECT

RECORD

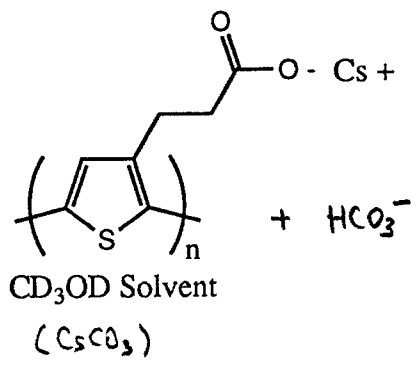
READ AND UNDERSTOOD BY

DATE

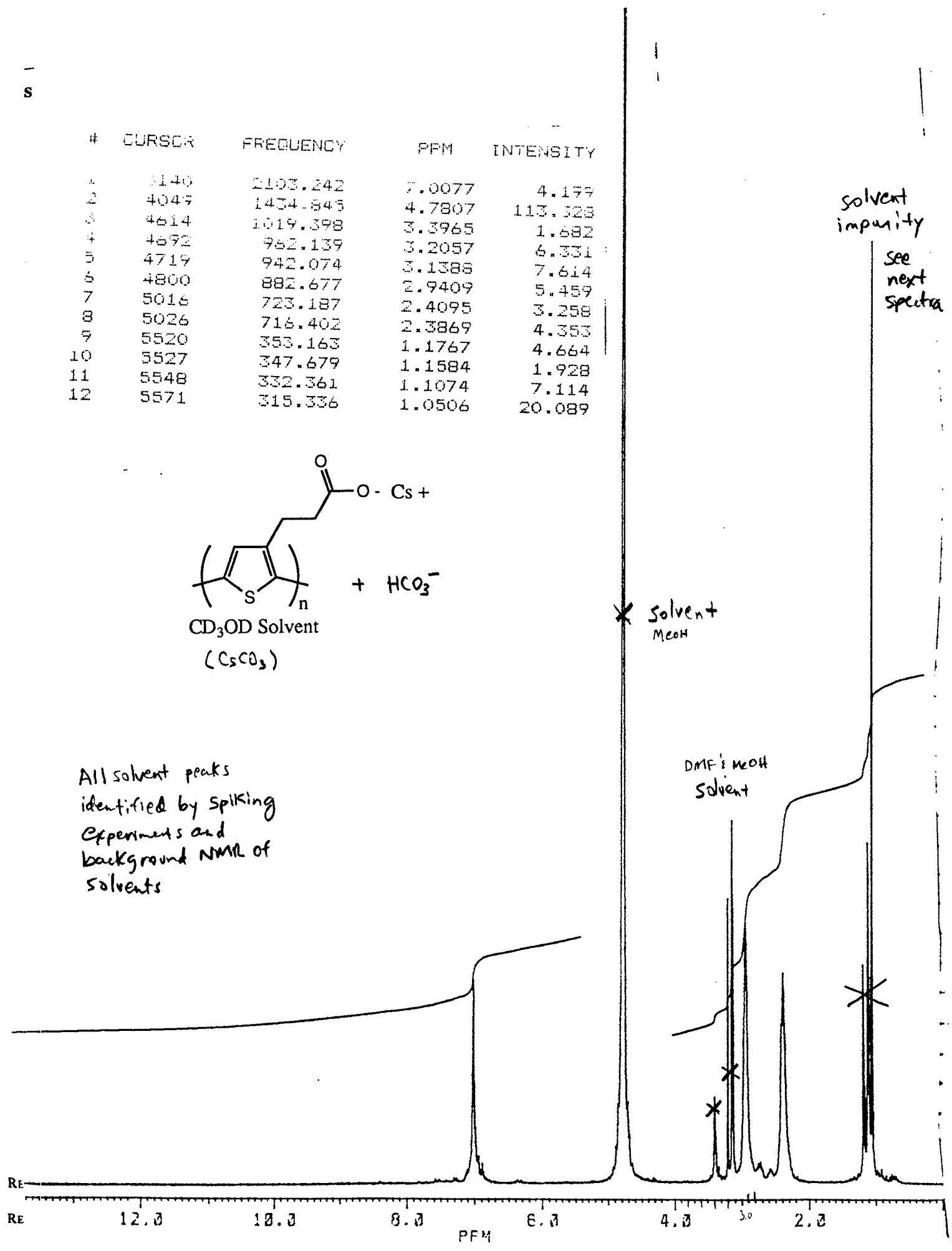


S

#	CURSOR	FREQUENCY	PPM	INTENSITY
1	3140	2103.242	7.0077	4.179
2	4049	1434.845	4.7807	113.323
3	4614	1019.398	3.3965	1.682
4	4692	962.139	3.2057	6.331
5	4719	942.074	3.1385	7.614
6	4800	882.677	2.9409	5.459
7	5016	723.187	2.4095	3.258
8	5026	716.402	2.3869	4.353
9	5520	353.163	1.1767	4.664
10	5527	347.679	1.1584	1.928
11	5548	332.361	1.1074	7.114
12	5571	315.336	1.0506	20.089



All solvent peaks identified by spiking experiments and background NMR of solvents

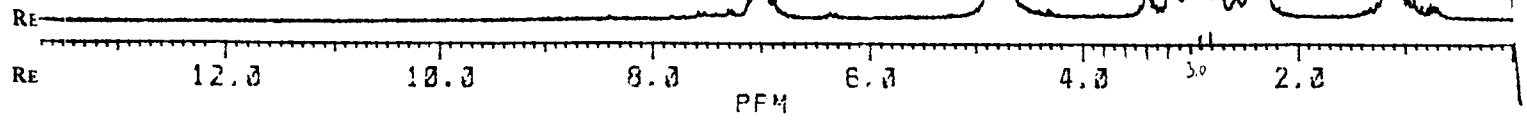


solvent impurity
See next spectra

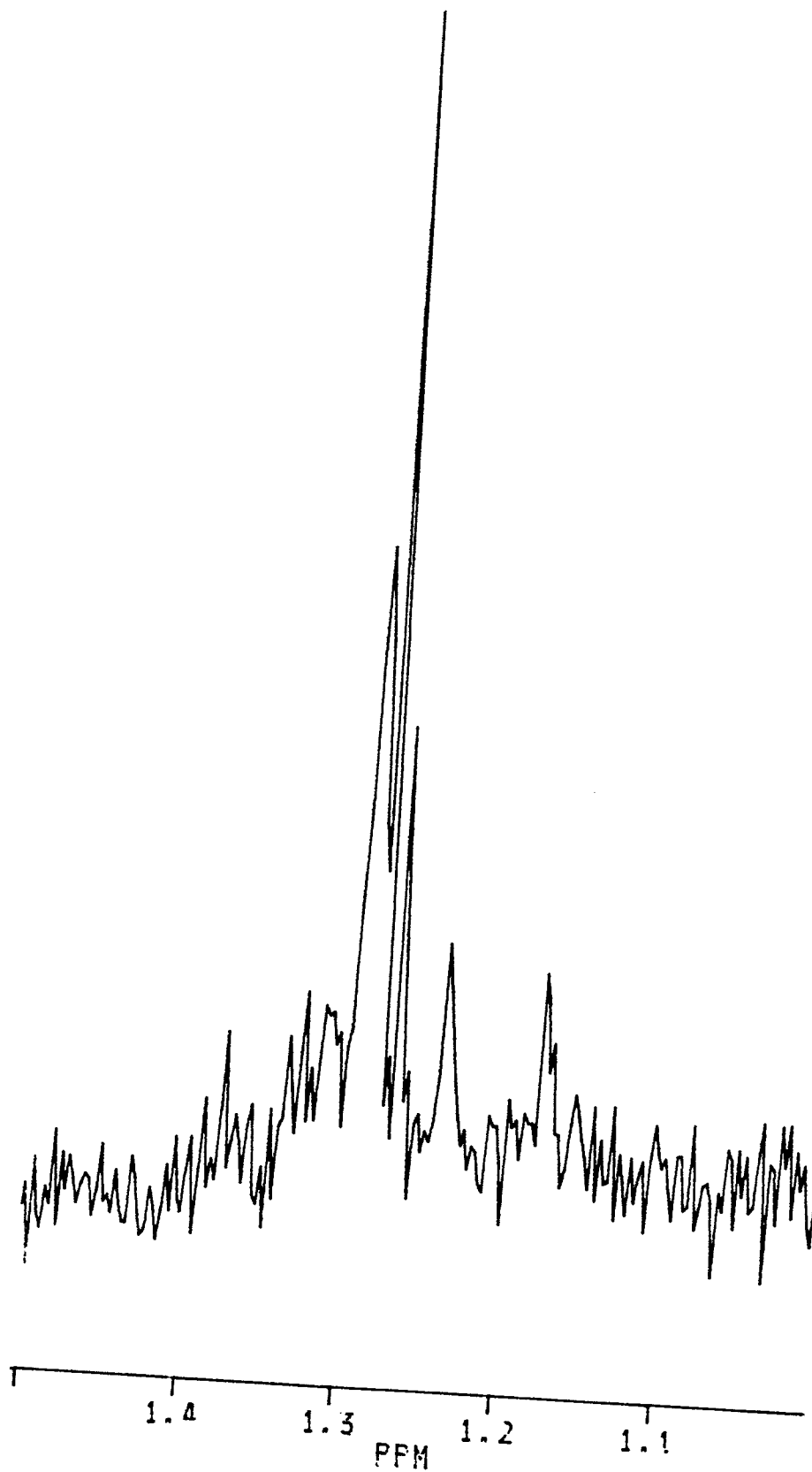
* Solvent MeOH

DMF: MeOH Solvent

*



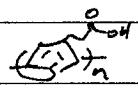
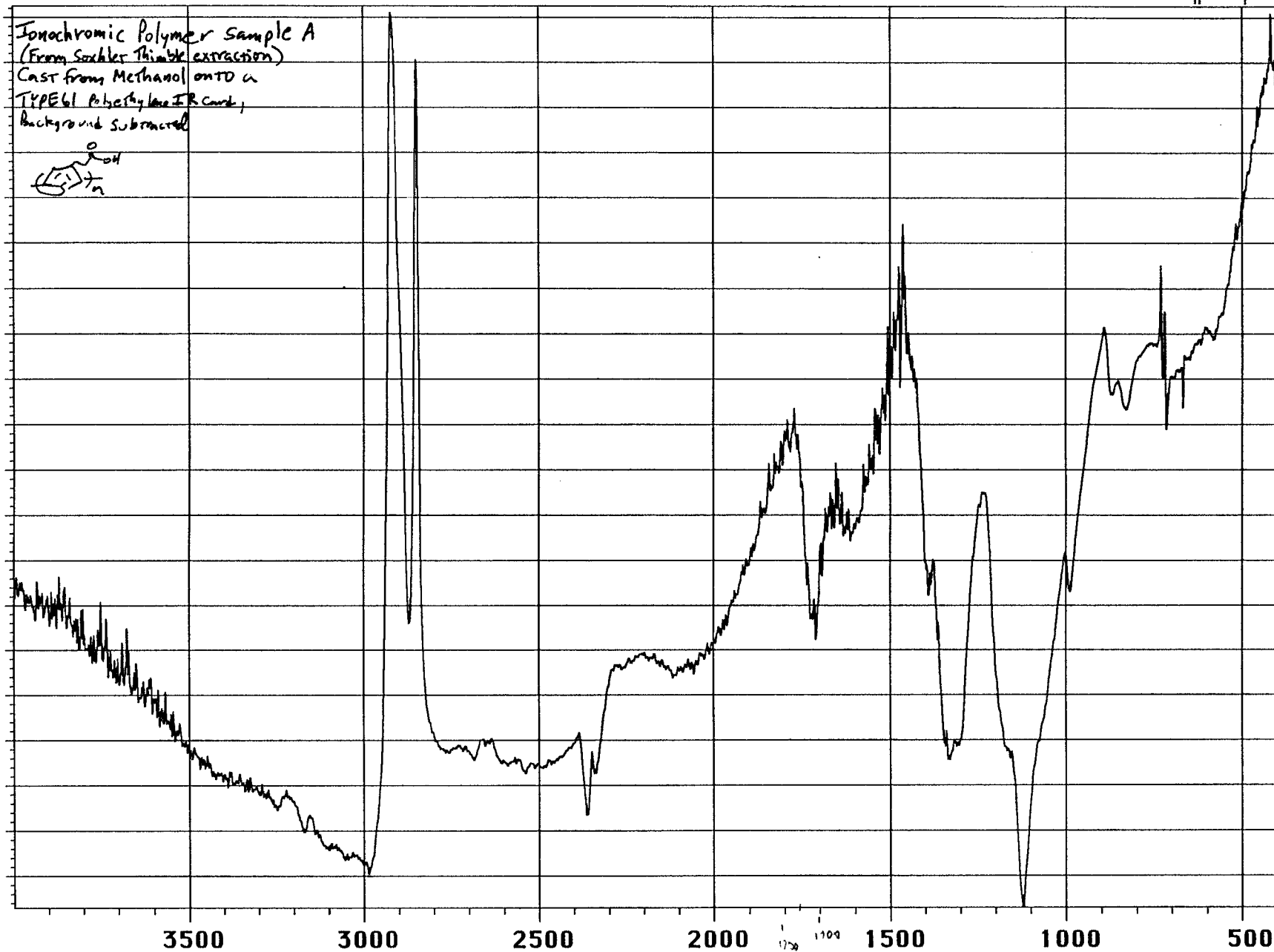
$\text{CsCO}_3 + \text{NaHCO}_3$ in MeOH-d_4



crossed out.

0.00
-1.00
-2.00
-3.00
-4.00
-5.00
-6.00
-7.00
-8.00
-9.00
-10.00
-11.00
-12.00
-13.00
-14.00
-15.00
-16.00
-17.00
-18.00
-19.00

Transmittance



3500 3000 2500 2000 1500 1000 500

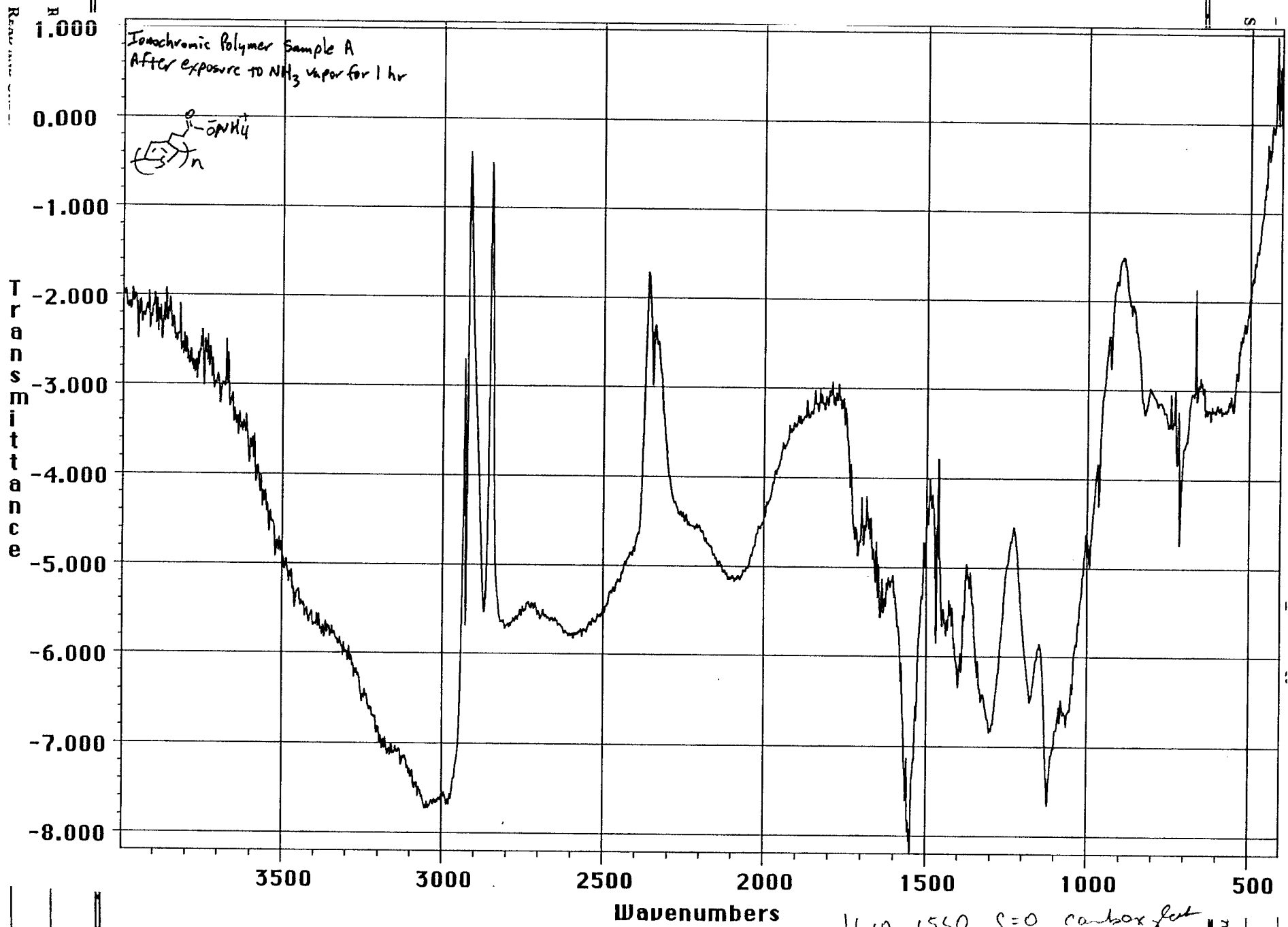
Wavenumbers

C=O 1765-1780 monomer
C=O 1720-1710 dimer

REC

READ AND UNDERSTAND

SUB



1610-1550 C=O carbonyl

rossed out