

Supporting information for $\text{Ph}_5\text{Te}^+(\text{C}_6\text{F}_5)_4\text{B}^-$ X-ray structur analysis of $\text{Ph}_5\text{Te}^+(\text{C}_6\text{F}_5)_4\text{B}^-$

```

#-----
_computing_data_collection      'MXC(MAC Science)'
_computing_cell_refinement     'MXC(MAC Science)'
_computing_data_reduction      'teXsan'
_computing_structure_solution  'teXsan'
_computing_structure_refinement 'teXsan'
_computing_publication_material 'teXsan'
#-----
_chemical_formula_weight       1192.17
_chemical_formula_sum          'C54 H25 B F20 Te '
#-----
_cell_length_a                 16.9860(4)
_cell_length_b                 16.0790(6)
_cell_length_c                 17.2840(6)
_cell_angle_alpha              90
_cell_angle_beta               91.565(2)
_cell_angle_gamma              90
_cell_volume                   4718.8(2)
_cell_formula_units_Z          4
#-----
_symmetry_cell_setting         monoclinic
_symmetry_space_group_name_H-M 'P 21/n'
_symmetry_Int_Tables_number    14
loop_
_symmetry_equiv_pos_as_xyz
x, y, z
1/2-x, 1/2+y, 1/2-z
-x, -y, -z
1/2+x, 1/2-y, 1/2+z
_exptl_crystal_description     'plate'
_exptl_crystal_colour          'yellow'
_exptl_crystal_size_max        0.20
_exptl_crystal_size_mid        0.10
_exptl_crystal_size_min        0.05
_exptl_crystal_density_diffrn  1.678
_exptl_crystal_density_meas    'not measured'
_exptl_crystal_F_000           2344.00
_exptl_absorpt_coefficient_mu  0.749
_exptl_absorpt_correction_type none
#-----
_diffrn_special_details
_diffrn_ambient_temperature    190.0
_diffrn_radiation_wavelength   0.71073
_diffrn_radiation_type         'Mo K\alpha'
_diffrn_radiation_source       'MXC rotating anode'
_diffrn_radiation_monochromator graphite
_diffrn_radiation_detector     'Imaging Plate'
_diffrn_measurement_device     'MAC Science DIP2030'
_diffrn_measurement_method
loop_
_diffrn_reflns_number          11254
_reflns_number_total           11254
_reflns_number_observed        6442
_reflns_observed_criterion     >3.0sigma(I)
_diffrn_reflns_av_R_equivalents 0.000
_diffrn_reflns_av_sigmaI/netI  0.054
_diffrn_reflns_limit_h_min     0
_diffrn_reflns_limit_h_max     22

```

```

_diffrn_reflms_limit_k_min      0
_diffrn_reflms_limit_k_max     21
_diffrn_reflms_limit_l_min     -22
_diffrn_reflms_limit_l_max     22
_diffrn_reflms_reduction_process 'Lp corrections applied'
#-----
_refine_ls_structure_factor_coef F
_refine_ls_matrix_type         full
_refine_ls_weighting_scheme    'w = 1/[\s^2^(Fo) + 0.00834|Fo|^2^]'
_refine_ls_hydrogen_treatment noref
_refine_ls_extinction_method   none
_refine_ls_number_reflms      6442
_refine_ls_number_parameters   685
_refine_ls_number_restraints   0
_refine_ls_number_constraints  0
_refine_ls_R_factor_obs        0.0646
_refine_ls_wR_factor_obs       0.1054
_refine_ls_goodness_of_fit_obs 1.138
_refine_ls_shift/esd_max       0.0011
_refine_ls_shift/esd_mean      0.0001
_refine_diff_density_min       -1.52
_refine_diff_density_max       3.36
#-----
_atom_site_label
_atom_site_fract_x
_atom_site_fract_y
_atom_site_fract_z
_atom_site_U_iso_or_equiv
_atom_site_thermal_displace_type
_atom_site_calc_flag
_atom_site_calc_attached_atom
_atom_site_occupancy
_atom_site_refinement_flags
Tel  1.35894(2)  0.23252(2)  0.43925(2)  0.0368(1)  Uani d . 1.00 .
F1   1.0390(2)  0.2827(2)  0.4386(2)  0.0524(9)  Uani d . 1.00 .
F2   1.1064(2)  0.4007(2)  0.5227(2)  0.069(1)   Uani d . 1.00 .
F3   1.0224(2)  0.4910(3)  0.6250(2)  0.074(1)   Uani d . 1.00 .
F4   0.8659(2)  0.4575(2)  0.6410(2)  0.066(1)   Uani d . 1.00 .
F5   0.7958(2)  0.3376(2)  0.5565(2)  0.0451(8)  Uani d . 1.00 .
F6   0.9292(2)  0.3466(2)  0.3222(2)  0.0436(8)  Uani d . 1.00 .
F7   0.8595(2)  0.4686(2)  0.2420(2)  0.0600(10) Uani d . 1.00 .
F8   0.7031(2)  0.5011(2)  0.2573(2)  0.072(1)   Uani d . 1.00 .
F9   0.6170(2)  0.4031(2)  0.3537(2)  0.062(1)   Uani d . 1.00 .
F10  0.6840(2)  0.2828(2)  0.4344(2)  0.0446(8)  Uani d . 1.00 .
F11  0.8620(2)  0.1862(2)  0.6076(2)  0.0539(9)  Uani d . 1.00 .
F12  0.7699(2)  0.0720(2)  0.6677(2)  0.069(1)   Uani d . 1.00 .
F13  0.6612(2)  -0.0113(2) 0.5765(2)  0.0623(10) Uani d . 1.00 .
F14  0.6479(2)  0.0265(2)  0.4237(2)  0.065(1)   Uani d . 1.00 .
F15  0.7415(2)  0.1398(2)  0.3612(2)  0.0473(8)  Uani d . 1.00 .
F16  0.8592(2)  0.2029(2)  0.2597(2)  0.0513(9)  Uani d . 1.00 .
F17  0.9431(2)  0.0888(2)  0.1898(2)  0.068(1)   Uani d . 1.00 .
F18  1.0471(2)  -0.0097(2) 0.2723(3)  0.082(1)   Uani d . 1.00 .
F19  1.0686(2)  0.0171(2)  0.4268(3)  0.075(1)   Uani d . 1.00 .
F20  0.9837(2)  0.1324(2)  0.4995(2)  0.0548(9)  Uani d . 1.00 .
C1   1.3574(2)  0.3629(3)  0.4462(3)  0.040(1)   Uani d . 1.00 .
C2   1.4205(3)  0.4092(3)  0.4212(3)  0.049(1)   Uani d . 1.00 .
C3   1.4186(4)  0.4950(4)  0.4269(4)  0.058(2)   Uani d . 1.00 .
C4   1.3536(4)  0.5344(4)  0.4582(4)  0.059(2)   Uani d . 1.00 .
C5   1.2914(4)  0.4876(4)  0.4826(4)  0.059(2)   Uani d . 1.00 .
C6   1.2923(3)  0.4026(4)  0.4775(3)  0.052(2)   Uani d . 1.00 .
C7   1.2723(3)  0.2039(3)  0.5273(3)  0.042(1)   Uani d . 1.00 .
C8   1.2774(4)  0.2421(4)  0.5992(4)  0.054(2)   Uani d . 1.00 .
C9   1.2245(4)  0.2194(5)  0.6554(4)  0.062(2)   Uani d . 1.00 .

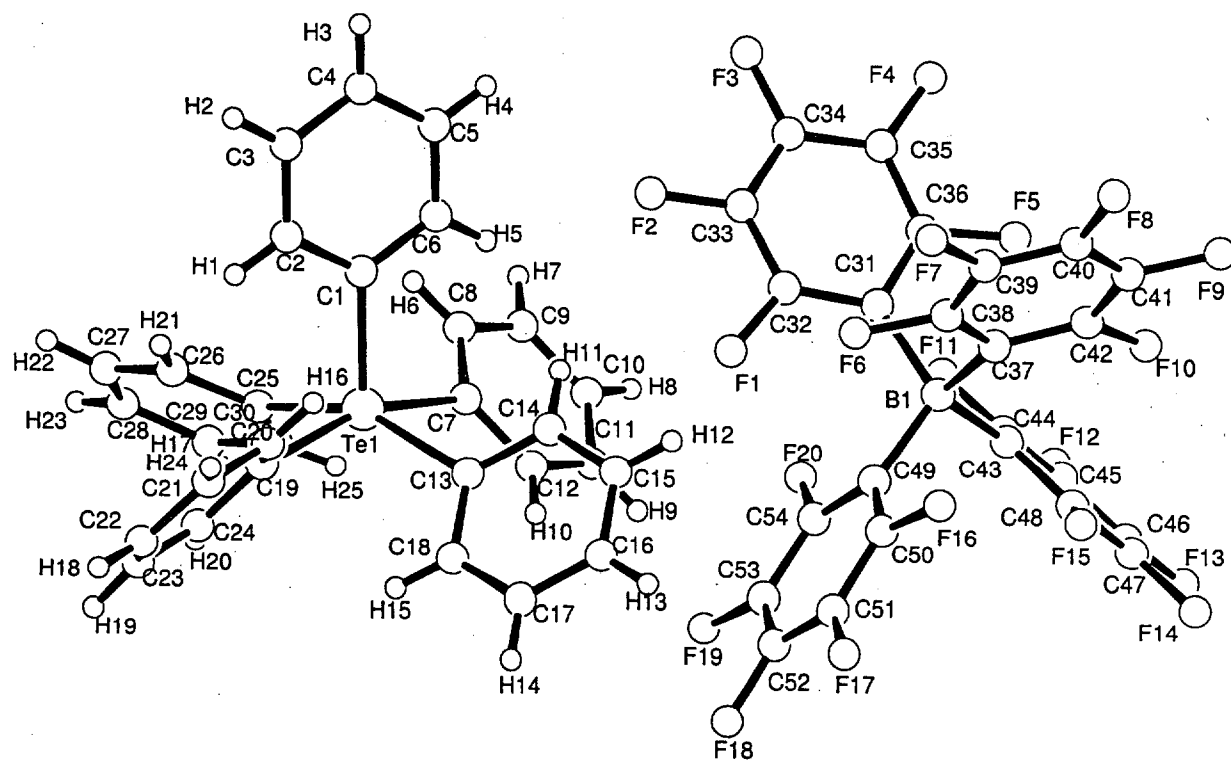
```

| | | | | | |
|-----|-----------|-----------|-----------|----------|--------------------|
| C10 | 1.1694(3) | 0.1596(5) | 0.6406(3) | 0.065(2) | Uani d . 1.00 . |
| C11 | 1.1649(3) | 0.1197(4) | 0.5705(4) | 0.058(2) | Uani d . 1.00 . |
| C12 | 1.2160(3) | 0.1424(3) | 0.5121(3) | 0.046(1) | Uani d . 1.00 . |
| C13 | 1.2677(3) | 0.2045(3) | 0.3496(3) | 0.042(1) | Uani d . 1.00 . |
| C14 | 1.1959(4) | 0.2459(4) | 0.3523(4) | 0.050(2) | Uani d . 1.00 . |
| C15 | 1.1380(4) | 0.2263(4) | 0.2959(4) | 0.059(2) | Uani d . 1.00 . |
| C16 | 1.1513(3) | 0.1670(4) | 0.2422(3) | 0.059(2) | Uani d . 1.00 . |
| C17 | 1.2226(4) | 0.1264(4) | 0.2396(3) | 0.056(2) | Uani d . 1.00 . |
| C18 | 1.2818(3) | 0.1447(3) | 0.2941(3) | 0.049(1) | Uani d . 1.00 . |
| C19 | 1.4454(3) | 0.2180(4) | 0.3481(3) | 0.046(1) | Uani d . 1.00 . |
| C20 | 1.4382(4) | 0.2665(4) | 0.2809(4) | 0.059(2) | Uani d . 1.00 . |
| C21 | 1.4890(4) | 0.2539(5) | 0.2230(4) | 0.065(2) | Uani d . 1.00 . |
| C22 | 1.5481(3) | 0.1931(5) | 0.2300(4) | 0.068(2) | Uani d . 1.00 . |
| C23 | 1.5531(3) | 0.1447(4) | 0.2954(4) | 0.059(2) | Uani d . 1.00 . |
| C24 | 1.5023(3) | 0.1552(4) | 0.3557(3) | 0.049(1) | Uani d . 1.00 . |
| C25 | 1.4518(3) | 0.2004(3) | 0.5257(3) | 0.038(1) | Uani d . 1.00 . |
| C26 | 1.5244(3) | 0.2394(3) | 0.5210(3) | 0.044(1) | Uani d . 1.00 . |
| C27 | 1.5830(3) | 0.2194(4) | 0.5751(3) | 0.050(2) | Uani d . 1.00 . |
| C28 | 1.5705(3) | 0.1608(4) | 0.6317(3) | 0.049(1) | Uani d . 1.00 . |
| C29 | 1.4977(4) | 0.1208(3) | 0.6345(3) | 0.053(2) | Uani d . 1.00 . |
| C30 | 1.4384(3) | 0.1413(3) | 0.5816(3) | 0.045(1) | Uani d . 1.00 . |
| C31 | 0.9135(3) | 0.3014(3) | 0.4935(3) | 0.035(1) | Uani d . 1.00 . |
| C32 | 0.9928(3) | 0.3221(3) | 0.4880(3) | 0.041(1) | Uani d . 1.00 . |
| C33 | 1.0286(3) | 0.3837(3) | 0.5310(3) | 0.047(1) | Uani d . 1.00 . |
| C34 | 0.9877(3) | 0.4304(3) | 0.5829(3) | 0.051(2) | Uani d . 1.00 . |
| C35 | 0.9087(3) | 0.4135(3) | 0.5909(3) | 0.049(1) | Uani d . 1.00 . |
| C36 | 0.8743(3) | 0.3500(3) | 0.5466(3) | 0.038(1) | Uani d . 1.00 . |
| C37 | 0.8115(3) | 0.3067(3) | 0.3821(2) | 0.032(1) | Uani d . 1.00 . |
| C38 | 0.8504(3) | 0.3583(3) | 0.3319(3) | 0.036(1) | Uani d . 1.00 . |
| C39 | 0.8160(3) | 0.4224(3) | 0.2904(3) | 0.043(1) | Uani d . 1.00 . |
| C40 | 0.7372(3) | 0.4387(3) | 0.2983(3) | 0.047(1) | Uani d . 1.00 . |
| C41 | 0.6951(3) | 0.3888(3) | 0.3459(3) | 0.044(1) | Uani d . 1.00 . |
| C42 | 0.7320(3) | 0.3261(3) | 0.3872(3) | 0.035(1) | Uani d . 1.00 . |
| C43 | 0.8057(3) | 0.1721(3) | 0.4814(3) | 0.035(1) | Uani d . 1.00 . |
| C44 | 0.8103(3) | 0.1491(3) | 0.5584(3) | 0.042(1) | Uani d . 1.00 . |
| C45 | 0.7626(3) | 0.0890(3) | 0.5918(3) | 0.046(1) | Uani d . 1.00 . |
| C46 | 0.7081(3) | 0.0469(3) | 0.5460(3) | 0.048(1) | Uani d . 1.00 . |
| C47 | 0.7015(3) | 0.0656(3) | 0.4687(3) | 0.044(1) | Uani d . 1.00 . |
| C48 | 0.7501(3) | 0.1257(3) | 0.4379(3) | 0.037(1) | Uani d . 1.00 . |
| C49 | 0.9177(3) | 0.1755(3) | 0.3847(3) | 0.038(1) | Uani d . 1.00 . |
| C50 | 0.9104(3) | 0.1599(3) | 0.3052(3) | 0.042(1) | Uani d . 1.00 . |
| C51 | 0.9534(3) | 0.0986(4) | 0.2677(3) | 0.053(2) | Uani d . 1.00 . |
| C52 | 1.0057(3) | 0.0489(3) | 0.3085(4) | 0.060(2) | Uani d . 1.00 . |
| C53 | 1.0156(3) | 0.0621(3) | 0.3863(4) | 0.053(2) | Uani d . 1.00 . |
| C54 | 0.9713(3) | 0.1238(3) | 0.4226(3) | 0.042(1) | Uani d . 1.00 . |
| B1 | 0.8620(3) | 0.2384(3) | 0.4355(3) | 0.034(2) | Uani d . 1.00 . |
| H1 | 1.4656 | 0.3809 | 0.4004 | 0.0614 | Uiso calc . 1.00 . |
| H2 | 1.4633 | 0.5278 | 0.4112 | 0.0697 | Uiso calc . 1.00 . |
| H3 | 1.3527 | 0.5940 | 0.4624 | 0.0713 | Uiso calc . 1.00 . |
| H4 | 1.2463 | 0.5151 | 0.5035 | 0.0721 | Uiso calc . 1.00 . |
| H5 | 1.2497 | 0.3695 | 0.4961 | 0.0611 | Uiso calc . 1.00 . |
| H6 | 1.3168 | 0.2836 | 0.6092 | 0.0646 | Uiso calc . 1.00 . |
| H7 | 1.2277 | 0.2466 | 0.7048 | 0.0744 | Uiso calc . 1.00 . |
| H8 | 1.1323 | 0.1464 | 0.6802 | 0.0808 | Uiso calc . 1.00 . |
| H9 | 1.1264 | 0.0764 | 0.5610 | 0.0734 | Uiso calc . 1.00 . |
| H10 | 1.2126 | 0.1167 | 0.4620 | 0.0588 | Uiso calc . 1.00 . |
| H11 | 1.1864 | 0.2869 | 0.3912 | 0.0614 | Uiso calc . 1.00 . |
| H12 | 1.0888 | 0.2562 | 0.2956 | 0.0703 | Uiso calc . 1.00 . |
| H13 | 1.1107 | 0.1534 | 0.2047 | 0.0684 | Uiso calc . 1.00 . |
| H14 | 1.2313 | 0.0832 | 0.2025 | 0.0667 | Uiso calc . 1.00 . |
| H15 | 1.3317 | 0.1170 | 0.2927 | 0.0600 | Uiso calc . 1.00 . |
| H16 | 1.3981 | 0.3073 | 0.2772 | 0.0698 | Uiso calc . 1.00 . |
| H17 | 1.4857 | 0.2869 | 0.1768 | 0.0794 | Uiso calc . 1.00 . |

| | | | | | |
|-----|--------|--------|--------|--------|--------------------|
| H18 | 1.5850 | 0.1844 | 0.1898 | 0.0816 | Uiso calc . 1.00 . |
| H19 | 1.5928 | 0.1005 | 0.3000 | 0.0710 | Uiso calc . 1.00 . |
| H20 | 1.5058 | 0.1220 | 0.4021 | 0.0628 | Uiso calc . 1.00 . |
| H21 | 1.5332 | 0.2798 | 0.4816 | 0.0543 | Uiso calc . 1.00 . |
| H22 | 1.6333 | 0.2475 | 0.5731 | 0.0603 | Uiso calc . 1.00 . |
| H23 | 1.6114 | 0.1479 | 0.6683 | 0.0612 | Uiso calc . 1.00 . |
| H24 | 1.4896 | 0.0806 | 0.6740 | 0.0649 | Uiso calc . 1.00 . |
| H25 | 1.3875 | 0.1158 | 0.5847 | 0.0587 | Uiso calc . 1.00 . |

#

Atom labeling of $\text{Ph}_5\text{Te}^+(\text{C}_6\text{F}_5)_4\text{B}^-$



Supporting information for Ph₅TeCl**Characterization of Ph₅TeCl**

: mp 215.5-216 °C; ¹H NMR (400 MHz, CDCl₃) δ 7.23 (t, *J* = 7.8 Hz, 8H), 7.34 (t, *J* = 7.3 Hz, 4H), 7.39 (t, *J* = 7.8 Hz, 2H), 7.49 (t, *J* = 7.3 Hz, 1H), 7.56 (d, *J* = 7.8 Hz, 8H), 7.79 (d, *J* = 7.8 Hz, 2H); ¹³C NMR (100 MHz, CDCl₃) δ 127.7(d), 129.2(d), 130.7(d), 131.9(d), 133.4(d), 134.2(d), 134.8(s), 154.4(s); ¹²⁵Te NMR (126 MHz, CDCl₃) δ 533.9.

X-ray structur analysis of Ph₅TeCl

```

#-----
_computing_data_collection      'MXC(MAC Science)'
_computing_cell_refinement     'MXC(MAC Science)'
_computing_data_reduction      'teXsan'
_computing_structure_solution  'teXsan'
_computing_structure_refinement 'teXsan'
_computing_publication_material 'teXsan'
#-----
_chemical_formula_weight       548.58
_chemical_formula_sum          'C30 H25 Cl Te '
#-----
_cell_length_a                 17.1760(3)
_cell_length_b                 13.7300(3)
_cell_length_c                 20.6260(4)
_cell_angle_alpha              90
_cell_angle_beta               99.737(1)
_cell_angle_gamma              90
_cell_volume                   4794.1(1)
_cell_formula_units_Z          8
#-----
_symmetry_cell_setting         monoclinic
_symmetry_space_group_name_H-M 'P 21/c '
_symmetry_Int_Tables_number    14
loop_
_symmetry_equiv_pos_as_xyz
x,y,z
-x,1/2+y,1/2-z
-x,-y,-z
x,1/2-y,1/2+z
_exptl_crystal_description     'plate'
_exptl_crystal_colour          'pale yellow'
_exptl_crystal_size_max        0.20
_exptl_crystal_size_mid        0.10
_exptl_crystal_size_min        0.05
_exptl_crystal_density_diffrn  1.520
_exptl_crystal_density_meas    'not measured'
_exptl_crystal_F_000           2192.00
_exptl_absorpt_coefficient_mu   1.368
_exptl_absorpt_correction_type none
#-----
_diffrn_special_details
;
_diffrn_ambient_temperature    130.0
_diffrn_radiation_wavelength   0.71073
_diffrn_radiation_type         'Mo K\alpha'
_diffrn_radiation_source       'MXC rotating anode'

```

```

_diffrn_radiation_monochromator      graphite
_diffrn_radiation_detector          'Imaging Plate'
_diffrn_measurement_device          'MAC Science DIP2030'
_diffrn_measurement_method
loop_
_diffrn_reflms_number                11666
_reflms_number_total                 11666
_reflms_number_observed              9515
_reflms_observed_criterion           >3.0sigma(I)
_diffrn_reflms_av_R_equivalents      0.000
_diffrn_reflms_av_sigmaI/netI       0.043
_diffrn_reflms_limit_h_min           0
_diffrn_reflms_limit_h_max           22
_diffrn_reflms_limit_k_min           0
_diffrn_reflms_limit_k_max           18
_diffrn_reflms_limit_l_min           -27
_diffrn_reflms_limit_l_max           26
_diffrn_reflms_reduction_process     'Lp corrections applied'
#-----
_refine_ls_structure_factor_coef      F
_refine_ls_matrix_type                full
_refine_ls_weighting_scheme           'w = 1/[\s^2^(Fo) + 0.00232|Fo|^2^]'
_refine_ls_hydrogen_treatment         noref
_refine_ls_extinction_method          'Zachariasen(1967) type 2 Gaussian
isotropic'
_refine_ls_extinction_coef            0.0100(7)
_refine_ls_number_reflms             9515
_refine_ls_number_parameters          578
_refine_ls_number_restraints          0
_refine_ls_number_constraints         0
_refine_ls_R_factor_obs               0.0452
_refine_ls_wR_factor_obs              0.0900
_refine_ls_goodness_of_fit_obs        1.663
_refine_ls_shift/esd_max              0.0302
_refine_ls_shift/esd_mean             0.0061
_refine_diff_density_min              -1.16
_refine_diff_density_max              1.80
#-----
_atom_site_label
_atom_site_fract_x
_atom_site_fract_y
_atom_site_fract_z
_atom_site_U_iso_or_equiv
_atom_site_thermal_displace_type
_atom_site_calc_flag
_atom_site_calc_attached_atom
_atom_site_occupancy
_atom_site_refinement_flags
Te1  0.18586(1)  0.26111(2)  0.35454(1)  0.02203(9)  Uani d . 1.00 .
Te2  -0.30127(2) 0.25300(2)  0.35748(1)  0.02369(9)  Uani d . 1.00 .
C11  0.16537(5)  0.44756(6)  0.33395(4)  0.0333(2)   Uani d . 1.00 .
C12  -0.26738(6) 0.28662(7)  0.48339(4)  0.0363(2)   Uani d . 1.00 .
C1   0.2034(2)   0.1059(2)   0.3701(2)   0.0264(8)   Uani d . 1.00 .
C2   0.1623(2)   0.0544(2)   0.4121(2)   0.0307(8)   Uani d . 1.00 .
C3   0.1759(2)   -0.0451(3)  0.4230(2)   0.0359(9)   Uani d . 1.00 .
C4   0.2305(2)   -0.0933(3)  0.3917(2)   0.0382(10)  Uani d . 1.00 .
C5   0.2715(2)   -0.0430(3)  0.3507(2)   0.0360(9)   Uani d . 1.00 .
C6   0.2583(2)   0.0559(3)   0.3396(2)   0.0305(8)   Uani d . 1.00 .
C7   0.2555(2)   0.2724(3)   0.2742(2)   0.0270(8)   Uani d . 1.00 .
C8   0.3168(2)   0.3379(3)   0.2801(2)   0.0349(9)   Uani d . 1.00 .
C9   0.3613(2)   0.3456(3)   0.2298(2)   0.041(1)    Uani d . 1.00 .
C10  0.3430(2)   0.2883(3)   0.1734(2)   0.041(1)    Uani d . 1.00 .
C11  0.2818(2)   0.2211(3)   0.1685(2)   0.0364(10)  Uani d . 1.00 .

```

| | | | | | |
|-----|------------|------------|-----------|------------|--------------------|
| C12 | 0.2369(2) | 0.2144(3) | 0.2184(2) | 0.0300(9) | Uani d . 1.00 . |
| C13 | 0.2912(2) | 0.2989(2) | 0.4276(2) | 0.0264(8) | Uani d . 1.00 . |
| C14 | 0.2905(2) | 0.3817(3) | 0.4662(2) | 0.0323(9) | Uani d . 1.00 . |
| C15 | 0.3545(2) | 0.4008(3) | 0.5149(2) | 0.0366(9) | Uani d . 1.00 . |
| C16 | 0.4187(2) | 0.3371(3) | 0.5256(2) | 0.0382(10) | Uani d . 1.00 . |
| C17 | 0.4189(3) | 0.2543(3) | 0.4865(2) | 0.036(1) | Uani d . 1.00 . |
| C18 | 0.3548(2) | 0.2359(2) | 0.4372(2) | 0.0298(9) | Uani d . 1.00 . |
| C19 | 0.1149(2) | 0.2812(2) | 0.4321(2) | 0.0251(8) | Uani d . 1.00 . |
| C20 | 0.0439(2) | 0.3339(3) | 0.4175(2) | 0.0305(8) | Uani d . 1.00 . |
| C21 | -0.0014(2) | 0.3479(3) | 0.4667(2) | 0.0334(9) | Uani d . 1.00 . |
| C22 | 0.0212(2) | 0.3106(3) | 0.5281(2) | 0.0339(9) | Uani d . 1.00 . |
| C23 | 0.0917(2) | 0.2589(2) | 0.5433(2) | 0.0307(9) | Uani d . 1.00 . |
| C24 | 0.1394(2) | 0.2462(2) | 0.4961(2) | 0.0293(9) | Uani d . 1.00 . |
| C25 | 0.0771(2) | 0.2394(2) | 0.2831(2) | 0.0258(8) | Uani d . 1.00 . |
| C26 | 0.0269(2) | 0.1641(3) | 0.2927(2) | 0.0327(9) | Uani d . 1.00 . |
| C27 | -0.0430(2) | 0.1477(3) | 0.2474(2) | 0.0357(9) | Uani d . 1.00 . |
| C28 | -0.0613(2) | 0.2078(3) | 0.1925(2) | 0.0382(10) | Uani d . 1.00 . |
| C29 | -0.0115(2) | 0.2843(3) | 0.1841(2) | 0.0361(10) | Uani d . 1.00 . |
| C30 | 0.0575(2) | 0.3003(3) | 0.2281(2) | 0.0308(8) | Uani d . 1.00 . |
| C31 | -0.3330(2) | 0.2271(2) | 0.2519(1) | 0.0216(7) | Uani d . 1.00 . |
| C32 | -0.4011(2) | 0.2682(3) | 0.2174(2) | 0.0313(9) | Uani d . 1.00 . |
| C33 | -0.4197(3) | 0.2563(3) | 0.1490(2) | 0.035(1) | Uani d . 1.00 . |
| C34 | -0.3703(2) | 0.2040(3) | 0.1155(2) | 0.0366(10) | Uani d . 1.00 . |
| C35 | -0.3034(2) | 0.1598(3) | 0.1505(2) | 0.0332(9) | Uani d . 1.00 . |
| C36 | -0.2838(2) | 0.1709(3) | 0.2181(2) | 0.0323(9) | Uani d . 1.00 . |
| C37 | -0.3847(2) | 0.1440(2) | 0.3835(2) | 0.0307(9) | Uani d . 1.00 . |
| C38 | -0.3617(2) | 0.0858(3) | 0.4381(2) | 0.0384(10) | Uani d . 1.00 . |
| C39 | -0.4114(3) | 0.0115(3) | 0.4528(2) | 0.051(1) | Uani d . 1.00 . |
| C40 | -0.4838(3) | -0.0012(3) | 0.4148(2) | 0.048(1) | Uani d . 1.00 . |
| C41 | -0.5081(3) | 0.0569(3) | 0.3619(2) | 0.047(1) | Uani d . 1.00 . |
| C42 | -0.4580(2) | 0.1293(3) | 0.3450(2) | 0.0381(10) | Uani d . 1.00 . |
| C43 | -0.3883(2) | 0.3695(2) | 0.3556(2) | 0.0290(8) | Uani d . 1.00 . |
| C44 | -0.4508(2) | 0.3610(3) | 0.3906(2) | 0.0332(9) | Uani d . 1.00 . |
| C45 | -0.5093(2) | 0.4333(3) | 0.3833(2) | 0.040(1) | Uani d . 1.00 . |
| C46 | -0.5057(2) | 0.5123(3) | 0.3428(2) | 0.043(1) | Uani d . 1.00 . |
| C47 | -0.4418(2) | 0.5226(3) | 0.3114(2) | 0.0372(9) | Uani d . 1.00 . |
| C48 | -0.3832(2) | 0.4519(3) | 0.3160(2) | 0.0335(9) | Uani d . 1.00 . |
| C49 | -0.2132(2) | 0.3648(2) | 0.3476(2) | 0.0261(8) | Uani d . 1.00 . |
| C50 | -0.2049(2) | 0.4444(3) | 0.3903(2) | 0.0320(9) | Uani d . 1.00 . |
| C51 | -0.1498(2) | 0.5165(3) | 0.3828(2) | 0.040(1) | Uani d . 1.00 . |
| C52 | -0.1036(2) | 0.5090(3) | 0.3355(2) | 0.0372(9) | Uani d . 1.00 . |
| C53 | -0.1116(2) | 0.4307(3) | 0.2930(2) | 0.0379(10) | Uani d . 1.00 . |
| C54 | -0.1652(2) | 0.3571(3) | 0.2992(2) | 0.0307(9) | Uani d . 1.00 . |
| C55 | -0.2088(2) | 0.1417(2) | 0.3747(2) | 0.0261(8) | Uani d . 1.00 . |
| C56 | -0.2254(2) | 0.0457(3) | 0.3546(2) | 0.0347(9) | Uani d . 1.00 . |
| C57 | -0.1677(3) | -0.0248(3) | 0.3691(2) | 0.041(1) | Uani d . 1.00 . |
| C58 | -0.0937(2) | -0.0009(3) | 0.4047(2) | 0.041(1) | Uani d . 1.00 . |
| C59 | -0.0772(2) | 0.0944(3) | 0.4242(2) | 0.0345(9) | Uani d . 1.00 . |
| C60 | -0.1354(2) | 0.1663(3) | 0.4092(2) | 0.0296(8) | Uani d . 1.00 . |
| H1 | 0.1248 | 0.0879 | 0.4335 | 0.0339 | Uiso calc . 1.00 . |
| H2 | 0.1472 | -0.0797 | 0.4514 | 0.0398 | Uiso calc . 1.00 . |
| H3 | 0.2384 | -0.1621 | 0.3995 | 0.0411 | Uiso calc . 1.00 . |
| H4 | 0.3103 | -0.0763 | 0.3297 | 0.0385 | Uiso calc . 1.00 . |
| H5 | 0.2861 | 0.0913 | 0.3102 | 0.0323 | Uiso calc . 1.00 . |
| H6 | 0.3289 | 0.3791 | 0.3182 | 0.0381 | Uiso calc . 1.00 . |
| H7 | 0.4044 | 0.3920 | 0.2330 | 0.0446 | Uiso calc . 1.00 . |
| H8 | 0.3737 | 0.2940 | 0.1387 | 0.0434 | Uiso calc . 1.00 . |
| H9 | 0.2707 | 0.1804 | 0.1304 | 0.0392 | Uiso calc . 1.00 . |
| H10 | 0.1944 | 0.1688 | 0.2150 | 0.0328 | Uiso calc . 1.00 . |
| H11 | 0.2461 | 0.4262 | 0.4588 | 0.0368 | Uiso calc . 1.00 . |
| H12 | 0.3556 | 0.4590 | 0.5419 | 0.0411 | Uiso calc . 1.00 . |
| H13 | 0.4633 | 0.3508 | 0.5590 | 0.0429 | Uiso calc . 1.00 . |
| H14 | 0.4615 | 0.2095 | 0.4941 | 0.0371 | Uiso calc . 1.00 . |

| | | | | | |
|-----|---------|---------|--------|--------|--------------------|
| H15 | 0.3561 | 0.1790 | 0.4107 | 0.0334 | Uiso calc . 1.00 . |
| H16 | 0.0272 | 0.3589 | 0.3739 | 0.0321 | Uiso calc . 1.00 . |
| H17 | -0.0486 | 0.3860 | 0.4572 | 0.0361 | Uiso calc . 1.00 . |
| H18 | -0.0114 | 0.3184 | 0.5618 | 0.0377 | Uiso calc . 1.00 . |
| H19 | 0.1089 | 0.2328 | 0.5865 | 0.0348 | Uiso calc . 1.00 . |
| H20 | 0.1888 | 0.2124 | 0.5064 | 0.0325 | Uiso calc . 1.00 . |
| H21 | 0.0403 | 0.1223 | 0.3302 | 0.0371 | Uiso calc . 1.00 . |
| H22 | -0.0771 | 0.0952 | 0.2543 | 0.0405 | Uiso calc . 1.00 . |
| H23 | -0.1080 | 0.1964 | 0.1606 | 0.0425 | Uiso calc . 1.00 . |
| H24 | -0.0258 | 0.3267 | 0.1468 | 0.0412 | Uiso calc . 1.00 . |
| H25 | 0.0919 | 0.3537 | 0.2216 | 0.0355 | Uiso calc . 1.00 . |
| H26 | -0.4356 | 0.3049 | 0.2400 | 0.0334 | Uiso calc . 1.00 . |
| H27 | -0.4668 | 0.2853 | 0.1254 | 0.0373 | Uiso calc . 1.00 . |
| H28 | -0.3822 | 0.1968 | 0.0682 | 0.0414 | Uiso calc . 1.00 . |
| H29 | -0.2693 | 0.1209 | 0.1278 | 0.0374 | Uiso calc . 1.00 . |
| H30 | -0.2369 | 0.1408 | 0.2423 | 0.0354 | Uiso calc . 1.00 . |
| H31 | -0.3105 | 0.0954 | 0.4661 | 0.0447 | Uiso calc . 1.00 . |
| H32 | -0.3945 | -0.0286 | 0.4909 | 0.0564 | Uiso calc . 1.00 . |
| H33 | -0.5181 | -0.0522 | 0.4250 | 0.0554 | Uiso calc . 1.00 . |
| H34 | -0.5588 | 0.0473 | 0.3356 | 0.0540 | Uiso calc . 1.00 . |
| H35 | -0.4752 | 0.1716 | 0.3075 | 0.0434 | Uiso calc . 1.00 . |
| H36 | -0.4522 | 0.3074 | 0.4199 | 0.0381 | Uiso calc . 1.00 . |
| H37 | -0.5522 | 0.4274 | 0.4073 | 0.0441 | Uiso calc . 1.00 . |
| H38 | -0.5478 | 0.5580 | 0.3368 | 0.0471 | Uiso calc . 1.00 . |
| H39 | -0.4374 | 0.5803 | 0.2846 | 0.0420 | Uiso calc . 1.00 . |
| H40 | -0.3394 | 0.4583 | 0.2932 | 0.0371 | Uiso calc . 1.00 . |
| H41 | -0.2376 | 0.4491 | 0.4235 | 0.0372 | Uiso calc . 1.00 . |
| H42 | -0.1437 | 0.5712 | 0.4126 | 0.0427 | Uiso calc . 1.00 . |
| H43 | -0.0660 | 0.5595 | 0.3309 | 0.0444 | Uiso calc . 1.00 . |
| H44 | -0.0797 | 0.4272 | 0.2586 | 0.0406 | Uiso calc . 1.00 . |
| H45 | -0.1709 | 0.3017 | 0.2701 | 0.0340 | Uiso calc . 1.00 . |
| H46 | -0.2763 | 0.0295 | 0.3297 | 0.0382 | Uiso calc . 1.00 . |
| H47 | -0.1793 | -0.0905 | 0.3545 | 0.0448 | Uiso calc . 1.00 . |
| H48 | -0.0538 | -0.0503 | 0.4150 | 0.0445 | Uiso calc . 1.00 . |
| H49 | -0.0262 | 0.1113 | 0.4484 | 0.0412 | Uiso calc . 1.00 . |
| H50 | -0.1246 | 0.2316 | 0.4232 | 0.0355 | Uiso calc . 1.00 . |

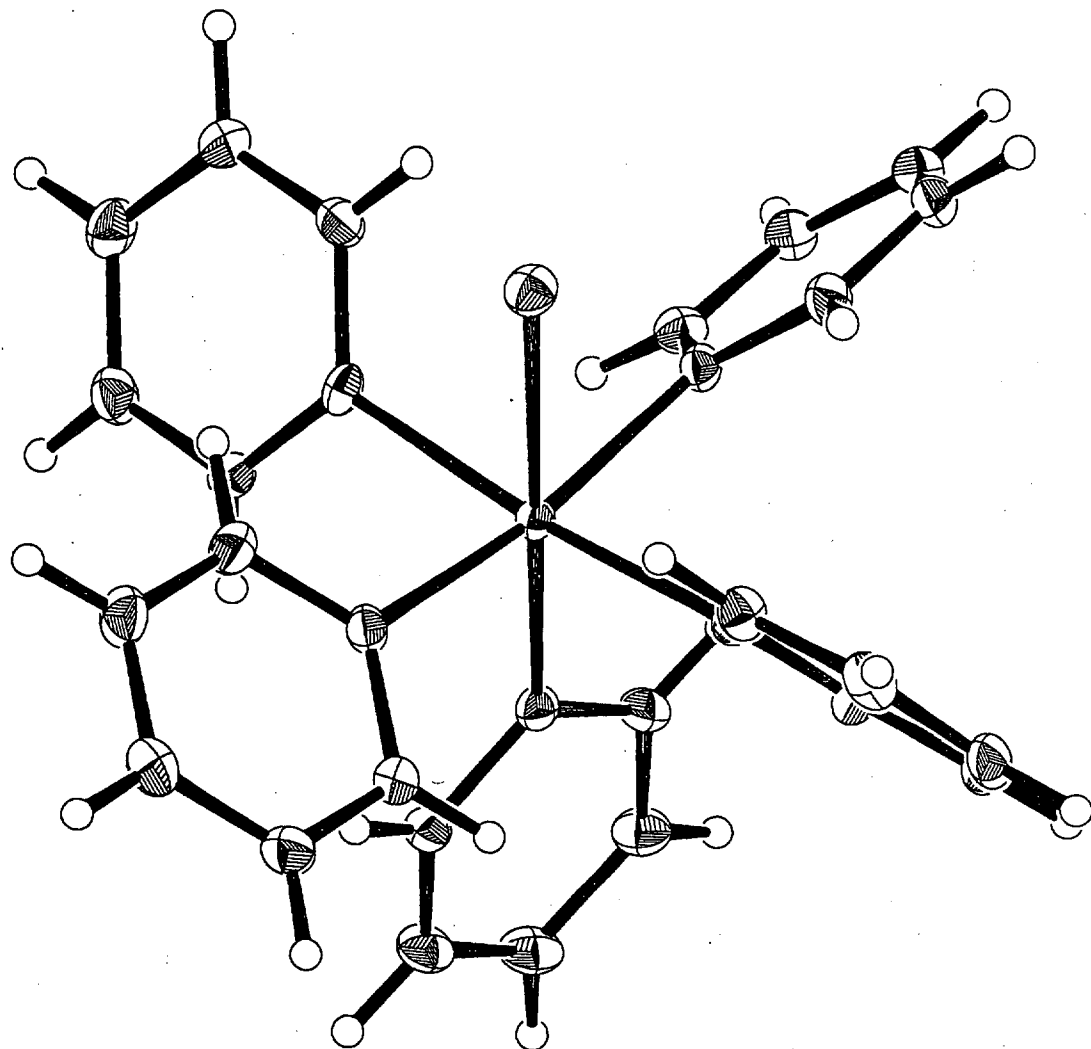
#-----

Selected bond lengths (Å) and angles (deg) of Ph₅TeCl

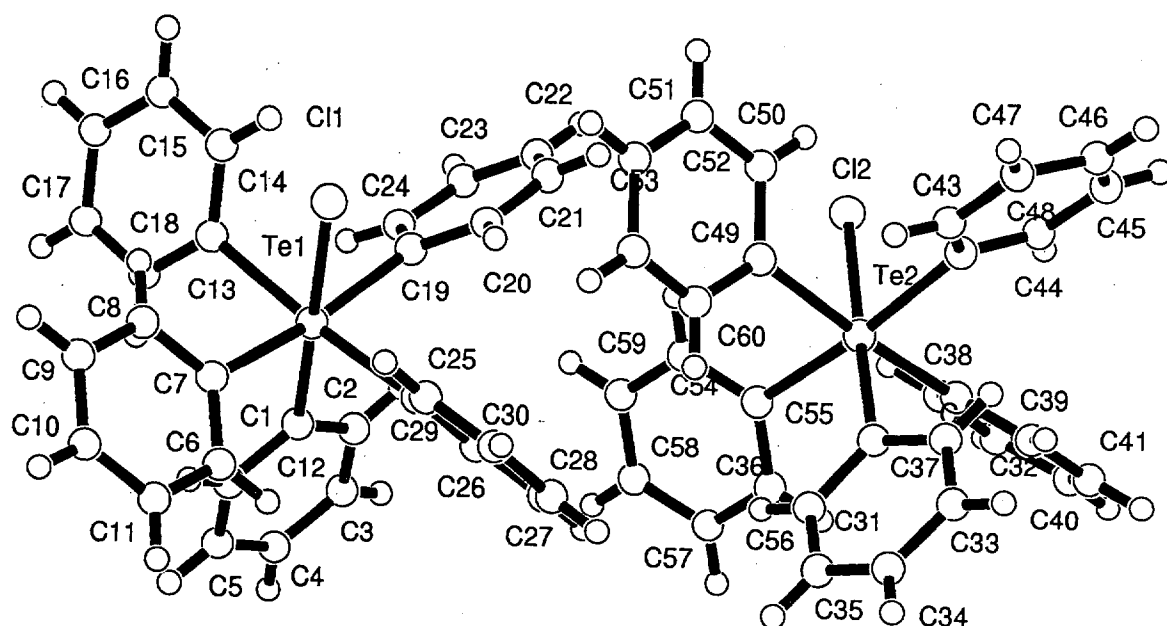
| | | | |
|-----|-----|-----------|-----------|
| TE1 | CL1 | 2.6090(9) | |
| TE1 | C1 | 2.168(3) | |
| TE1 | C7 | 2.207(3) | |
| TE1 | C13 | 2.212(3) | |
| TE1 | C19 | 2.187(3) | |
| TE1 | C25 | 2.195(4) | |
| TE2 | CL2 | 2.6049(9) | |
| TE2 | C31 | 2.182(3) | |
| TE2 | C37 | 2.201(3) | |
| TE2 | C43 | 2.186(3) | |
| TE2 | C49 | 2.190(3) | |
| TE2 | C55 | 2.189(3) | |
| CL1 | TE1 | C1 | 179.08(9) |
| CL1 | TE1 | C7 | 83.34(9) |
| CL1 | TE1 | C13 | 87.31(9) |
| CL1 | TE1 | C19 | 85.35(9) |
| CL1 | TE1 | C25 | 87.00(9) |
| C1 | TE1 | C7 | 95.8(1) |
| C1 | TE1 | C13 | 93.0(1) |
| C1 | TE1 | C19 | 95.5(1) |
| C1 | TE1 | C25 | 92.7(1) |

| | | | |
|-----|-----|-----|-----------|
| C7 | TE1 | C13 | 90.6(1) |
| C7 | TE1 | C19 | 168.6(1) |
| C7 | TE1 | C25 | 90.7(1) |
| C13 | TE1 | C19 | 88.0(1) |
| C13 | TE1 | C25 | 174.0(1) |
| C19 | TE1 | C25 | 89.6(1) |
| CL2 | TE2 | C31 | 178.30(9) |
| CL2 | TE2 | C37 | 85.52(9) |
| CL2 | TE2 | C43 | 85.68(9) |
| CL2 | TE2 | C49 | 85.83(9) |
| CL2 | TE2 | C55 | 85.88(9) |
| C31 | TE2 | C37 | 94.0(1) |
| C31 | TE2 | C43 | 92.7(1) |
| C31 | TE2 | C49 | 94.6(1) |
| C31 | TE2 | C55 | 95.7(1) |
| C37 | TE2 | C43 | 91.7(1) |
| C37 | TE2 | C49 | 171.3(1) |
| C37 | TE2 | C55 | 88.3(1) |
| C43 | TE2 | C49 | 88.1(1) |
| C43 | TE2 | C55 | 171.5(1) |
| C49 | TE2 | C55 | 90.6(1) |

ORTEP drawing of Ph_5TeCl



Atom labeling of Ph₅TeCl



Supporting information for $\text{Ph}_3\text{Te}^+(\text{C}_6\text{F}_5)_4\text{B}^-$ Characterization of $\text{Ph}_3\text{Te}^+(\text{C}_6\text{F}_5)_4\text{B}^-$

: mp 276-277 °C; ^1H NMR (400 MHz, CDCl_3) δ 7.46 (d, $J = 7.8$ Hz, 10H, *ortho*), 7.62 (t, $J = 7.8$ Hz, 10H, *meta*), 7.74 (t, $J = 7.8$ Hz, 5H, *para*); ^{13}C NMR (100 MHz, CDCl_3) δ 119.1(Te-*ipso*), 124.0 (B-*ipso*), 132.2(Te-*meta*), 133.9(Te-*ortho*), 134.2(*para*), 136.2 (d, $^1J_{\text{CF}} = 248.2$ Hz, B-*meta*), 138.1 (d, $^1J_{\text{CF}} = 246.4$ Hz, B-*para*), 148.2 (d, $^1J_{\text{CF}} = 240.8$ Hz, B-*ortho*); ^{19}F NMR (376 MHz, CDCl_3) δ -132.8 (*ortho*), -163.0 (*para*) -166.7 (*meta*); ^{11}B NMR (128 MHz, CDCl_3) δ -16.7; ^{125}Te NMR (126 MHz, CDCl_3) δ 727.8.

X-ray structur analysis of $\text{Ph}_3\text{Te}^+(\text{C}_6\text{F}_5)_4\text{B}^-$

```
#-----
_computing_data_collection      'MXC(MAC Science) '
_computing_cell_refinement      'MXC(MAC Science) '
_computing_data_reduction       'teXsan'
_computing_structure_solution   'teXsan'
_computing_structure_refinement 'teXsan'
_computing_publication_material 'teXsan'
#-----
_chemical_formula_weight        1043.00
_chemical_formula_sum           'C42 H20 B F20 Te '
#-----
_cell_length_a                  14.4820(3)
_cell_length_b                  15.4290(3)
_cell_length_c                  17.5000(3)
_cell_angle_alpha               90
_cell_angle_beta               97.526(1)
_cell_angle_gamma              90
_cell_volume                    3876.6(1)
_cell_formula_units_Z          4
#-----
_symmetry_cell_setting          monoclinic
_symmetry_space_group_name_H-M 'P 21/n
_symmetry_Int_Tables_number    14
loop_
_symmetry_equiv_pos_as_xyz
x, y, z
1/2-x, 1/2+y, 1/2-z
-x, -y, -z
1/2+x, 1/2-y, 1/2+z
_exptl_crystal_description      'plate'
_exptl_crystal_colour          'colorless'
_exptl_crystal_size_max        0.30
_exptl_crystal_size_mid        0.10
_exptl_crystal_size_min        0.05
_exptl_crystal_density_diffn   1.787
_exptl_crystal_density_meas    'not measured'
_exptl_crystal_F_000           2036.00
_exptl_absorpt_coefficient_mu  0.897
_exptl_absorpt_correction_type none
#-----
_diffn_special_details
```

```

;
_diffrn_ambient_temperature      190.0
_diffrn_radiation_wavelength     0.71073
_diffrn_radiation_type           'Mo K\alpha'
_diffrn_radiation_source         'MXC rotating anode'
_diffrn_radiation_monochromator  graphite
_diffrn_radiation_detector       'imaging plate'
_diffrn_measurement_device       'MAC Science DIP2030'
_diffrn_measurement_method
loop_
_diffrn_reflns_number            9517
_reflns_number_total             9517
_reflns_number_observed          5951
_reflns_observed_criterion       >3.0sigma(I)
_diffrn_reflns_av_R_equivalents  0.000
_diffrn_reflns_av_sigmaI/netI    0.042
_diffrn_reflns_limit_h_min       0
_diffrn_reflns_limit_h_max       19
_diffrn_reflns_limit_k_min       0
_diffrn_reflns_limit_k_max       20
_diffrn_reflns_limit_l_min       -23
_diffrn_reflns_limit_l_max       22
_diffrn_reflns_reduction_process 'Lp corrections applied'
#-----
_refine_ls_structure_factor_coef  F
_refine_ls_matrix_type            full
_refine_ls_weighting_scheme       'w = 1/[\s^2^(Fo) + 0.00216|Fo|^2^]'
_refine_ls_hydrogen_treatment    noref
_refine_ls_extinction_method      none
_refine_ls_number_reflns          5951
_refine_ls_number_parameters      577
_refine_ls_number_restraints      0
_refine_ls_number_constraints     0
_refine_ls_R_factor_obs           0.0392
_refine_ls_wR_factor_obs          0.0673
_refine_ls_goodness_of_fit_obs    1.344
_refine_ls_shift/esd_max          0.1030
_refine_ls_shift/esd_mean         0.0210
_refine_diff_density_min          -0.89
_refine_diff_density_max          0.32
#-----
_atom_site_label
_atom_site_fract_x
_atom_site_fract_y
_atom_site_fract_z
_atom_site_U_iso_or_equiv
_atom_site_thermal_displace_type
_atom_site_calc_flag
_atom_site_calc_attached_atom
_atom_site_occupancy
_atom_site_refinement_flags
Tel  0.47401(1)  0.71923(1)  0.14320(1)  0.03968(9)  Uani d . 1.00 .
F1   0.4271(1)  0.93273(10) 0.14040(10) 0.0450(5)   Uani d . 1.00 .
F2   0.3662(2)  0.9568(1)   -0.0094(1)  0.0620(6)   Uani d . 1.00 .
F3   0.3637(2)  1.1182(1)   -0.07179(10) 0.0592(6)   Uani d . 1.00 .
F4   0.4220(1)  1.2553(1)   0.01837(9)  0.0498(5)   Uani d . 1.00 .
F5   0.4811(1)  1.2354(1)   0.1656(1)   0.0428(5)   Uani d . 1.00 .
F6   0.2899(1)  1.0165(1)   0.2157(1)   0.0528(5)   Uani d . 1.00 .
F7   0.1906(2)  0.9316(2)   0.3076(2)   0.0756(8)   Uani d . 1.00 .
F8   0.2707(2)  0.8705(2)   0.4472(1)   0.0870(9)   Uani d . 1.00 .
F9   0.4578(2)  0.8915(1)   0.4890(1)   0.0735(7)   Uani d . 1.00 .
F10  0.5581(1)  0.9803(1)   0.39994(9)  0.0470(5)   Uani d . 1.00 .

```

| | | | | | |
|-----|-----------|-----------|-------------|------------|--------------------|
| F11 | 0.3528(1) | 1.1837(1) | 0.2701(1) | 0.0461(5) | Uani d . 1.00 . |
| F12 | 0.3583(2) | 1.3278(1) | 0.3531(1) | 0.0620(6) | Uani d . 1.00 . |
| F13 | 0.5216(2) | 1.3793(1) | 0.4381(1) | 0.0660(6) | Uani d . 1.00 . |
| F14 | 0.6764(2) | 1.2790(1) | 0.4379(1) | 0.0619(7) | Uani d . 1.00 . |
| F15 | 0.6708(1) | 1.1346(1) | 0.35817(10) | 0.0476(5) | Uani d . 1.00 . |
| F16 | 0.6547(1) | 1.1435(1) | 0.1970(1) | 0.0478(5) | Uani d . 1.00 . |
| F17 | 0.8166(1) | 1.0744(2) | 0.1735(1) | 0.0778(8) | Uani d . 1.00 . |
| F18 | 0.8525(2) | 0.9045(2) | 0.2040(1) | 0.0861(8) | Uani d . 1.00 . |
| F19 | 0.7169(2) | 0.8023(2) | 0.2538(1) | 0.0769(7) | Uani d . 1.00 . |
| F20 | 0.5565(1) | 0.8686(1) | 0.27721(10) | 0.0478(5) | Uani d . 1.00 . |
| C1 | 0.4267(2) | 0.6839(2) | 0.2482(2) | 0.0467(8) | Uani d . 1.00 . |
| C2 | 0.3548(3) | 0.7292(2) | 0.2728(2) | 0.053(1) | Uani d . 1.00 . |
| C3 | 0.3242(3) | 0.7063(3) | 0.3413(2) | 0.063(1) | Uani d . 1.00 . |
| C4 | 0.3667(4) | 0.6401(4) | 0.3855(2) | 0.081(1) | Uani d . 1.00 . |
| C5 | 0.4372(5) | 0.5947(6) | 0.3607(3) | 0.119(2) | Uani d . 1.00 . |
| C6 | 0.4667(4) | 0.6135(4) | 0.2906(3) | 0.096(2) | Uani d . 1.00 . |
| C7 | 0.5308(2) | 0.5983(2) | 0.1194(2) | 0.0358(7) | Uani d . 1.00 . |
| C8 | 0.6224(2) | 0.5963(2) | 0.1064(2) | 0.0421(8) | Uani d . 1.00 . |
| C9 | 0.6621(2) | 0.5175(2) | 0.0926(2) | 0.0496(9) | Uani d . 1.00 . |
| C10 | 0.6105(3) | 0.4422(2) | 0.0916(2) | 0.057(1) | Uani d . 1.00 . |
| C11 | 0.5189(3) | 0.4461(2) | 0.1026(3) | 0.064(1) | Uani d . 1.00 . |
| C12 | 0.4770(3) | 0.5236(2) | 0.1157(3) | 0.064(1) | Uani d . 1.00 . |
| C13 | 0.3449(2) | 0.7100(2) | 0.0713(2) | 0.0355(7) | Uani d . 1.00 . |
| C14 | 0.2745(2) | 0.6539(2) | 0.0889(2) | 0.0431(8) | Uani d . 1.00 . |
| C15 | 0.1935(2) | 0.6491(2) | 0.0386(2) | 0.0473(8) | Uani d . 1.00 . |
| C16 | 0.1816(3) | 0.6982(2) | -0.0281(2) | 0.0516(9) | Uani d . 1.00 . |
| C17 | 0.2527(3) | 0.7541(2) | -0.0445(2) | 0.0520(9) | Uani d . 1.00 . |
| C18 | 0.3336(2) | 0.7603(2) | 0.0051(2) | 0.0474(9) | Uani d . 1.00 . |
| C19 | 0.4542(2) | 1.0826(2) | 0.1632(1) | 0.0280(6) | Uani d . 1.00 . |
| C20 | 0.4248(2) | 1.0153(2) | 0.1129(2) | 0.0331(7) | Uani d . 1.00 . |
| C21 | 0.3948(2) | 1.0250(2) | 0.0357(2) | 0.0402(8) | Uani d . 1.00 . |
| C22 | 0.3918(2) | 1.1064(2) | 0.0031(1) | 0.0394(7) | Uani d . 1.00 . |
| C23 | 0.4216(2) | 1.1748(2) | 0.0496(2) | 0.0344(7) | Uani d . 1.00 . |
| C24 | 0.4525(2) | 1.1625(2) | 0.1268(1) | 0.0299(6) | Uani d . 1.00 . |
| C25 | 0.4301(2) | 1.0028(2) | 0.3012(1) | 0.0331(7) | Uani d . 1.00 . |
| C26 | 0.3361(2) | 0.9880(2) | 0.2827(2) | 0.0389(7) | Uani d . 1.00 . |
| C27 | 0.2823(3) | 0.9438(2) | 0.3304(2) | 0.0536(10) | Uani d . 1.00 . |
| C28 | 0.3232(3) | 0.9130(2) | 0.4007(2) | 0.060(1) | Uani d . 1.00 . |
| C29 | 0.4160(3) | 0.9242(2) | 0.4217(2) | 0.0508(10) | Uani d . 1.00 . |
| C30 | 0.4677(2) | 0.9694(2) | 0.3745(2) | 0.0403(8) | Uani d . 1.00 . |
| C31 | 0.5121(2) | 1.1509(2) | 0.3068(1) | 0.0295(6) | Uani d . 1.00 . |
| C32 | 0.4351(2) | 1.2045(2) | 0.3110(2) | 0.0349(7) | Uani d . 1.00 . |
| C33 | 0.4361(3) | 1.2799(2) | 0.3541(2) | 0.0423(9) | Uani d . 1.00 . |
| C34 | 0.5182(2) | 1.3059(2) | 0.3965(2) | 0.0429(8) | Uani d . 1.00 . |
| C35 | 0.5956(2) | 1.2551(2) | 0.3966(2) | 0.0430(8) | Uani d . 1.00 . |
| C36 | 0.5912(2) | 1.1796(2) | 0.3532(1) | 0.0356(7) | Uani d . 1.00 . |
| C37 | 0.5976(2) | 1.0119(2) | 0.2425(1) | 0.0325(6) | Uani d . 1.00 . |
| C38 | 0.6677(2) | 1.0580(2) | 0.2136(1) | 0.0391(7) | Uani d . 1.00 . |
| C39 | 0.7517(2) | 1.0247(2) | 0.2008(2) | 0.0498(9) | Uani d . 1.00 . |
| C40 | 0.7704(2) | 0.9390(3) | 0.2158(2) | 0.0564(10) | Uani d . 1.00 . |
| C41 | 0.7036(3) | 0.8885(2) | 0.2418(2) | 0.0518(9) | Uani d . 1.00 . |
| C42 | 0.6190(2) | 0.9251(2) | 0.2543(1) | 0.0382(7) | Uani d . 1.00 . |
| B1 | 0.4987(2) | 1.0617(2) | 0.2536(2) | 0.0286(7) | Uani d . 1.00 . |
| H1 | 0.3247 | 0.7758 | 0.2410 | 0.0660 | Uiso calc . 1.00 . |
| H2 | 0.2733 | 0.7382 | 0.3591 | 0.0769 | Uiso calc . 1.00 . |
| H3 | 0.3460 | 0.6273 | 0.4345 | 0.1011 | Uiso calc . 1.00 . |
| H4 | 0.4643 | 0.5470 | 0.3916 | 0.1439 | Uiso calc . 1.00 . |
| H5 | 0.5194 | 0.5850 | 0.2726 | 0.1167 | Uiso calc . 1.00 . |
| H6 | 0.6576 | 0.6488 | 0.1077 | 0.0500 | Uiso calc . 1.00 . |
| H7 | 0.7259 | 0.5144 | 0.0828 | 0.0615 | Uiso calc . 1.00 . |
| H8 | 0.6396 | 0.3874 | 0.0836 | 0.0690 | Uiso calc . 1.00 . |
| H9 | 0.4826 | 0.3932 | 0.1008 | 0.0796 | Uiso calc . 1.00 . |
| H10 | 0.4122 | 0.5269 | 0.1236 | 0.0733 | Uiso calc . 1.00 . |

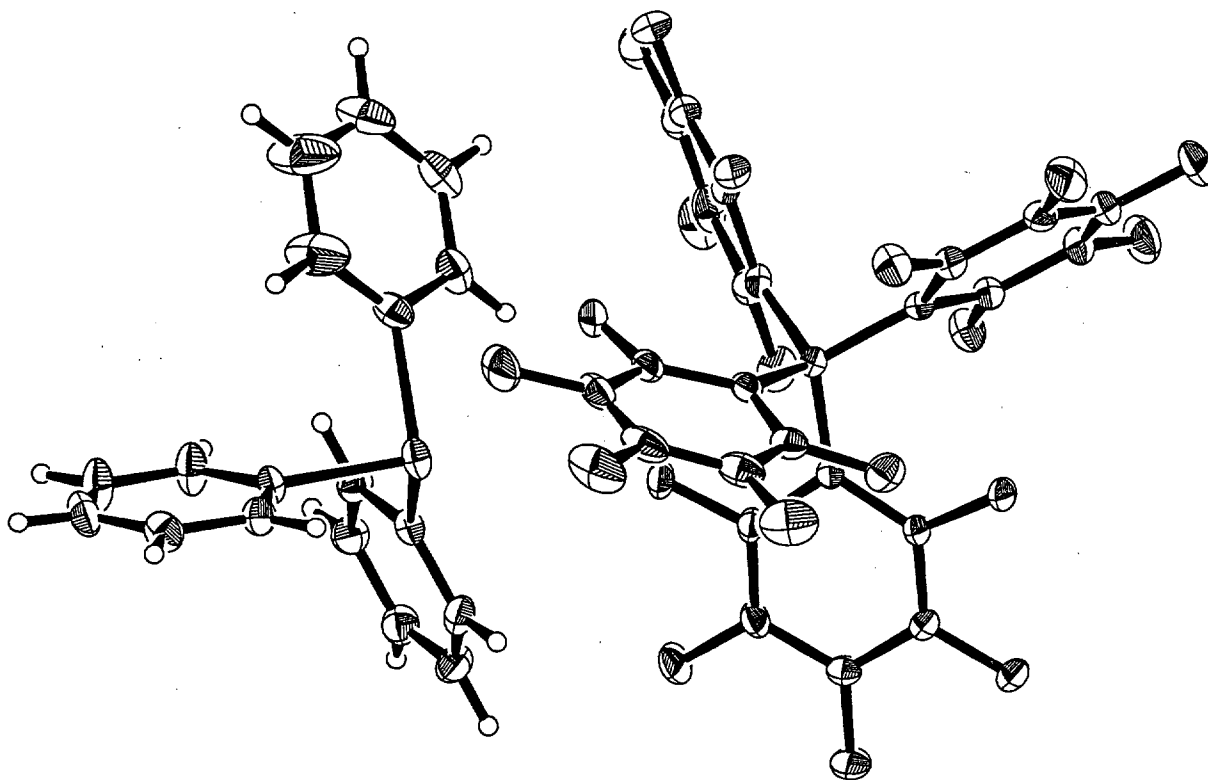
| | | | | | |
|-----|--------|--------|---------|--------|--------------------|
| H11 | 0.2829 | 0.6207 | 0.1358 | 0.0517 | Uiso calc . 1.00 . |
| H12 | 0.1451 | 0.6097 | 0.0491 | 0.0564 | Uiso calc . 1.00 . |
| H13 | 0.1247 | 0.6941 | -0.0631 | 0.0628 | Uiso calc . 1.00 . |
| H14 | 0.2439 | 0.7885 | -0.0906 | 0.0636 | Uiso calc . 1.00 . |
| H15 | 0.3825 | 0.7985 | -0.0051 | 0.0550 | Uiso calc . 1.00 . |

#-----

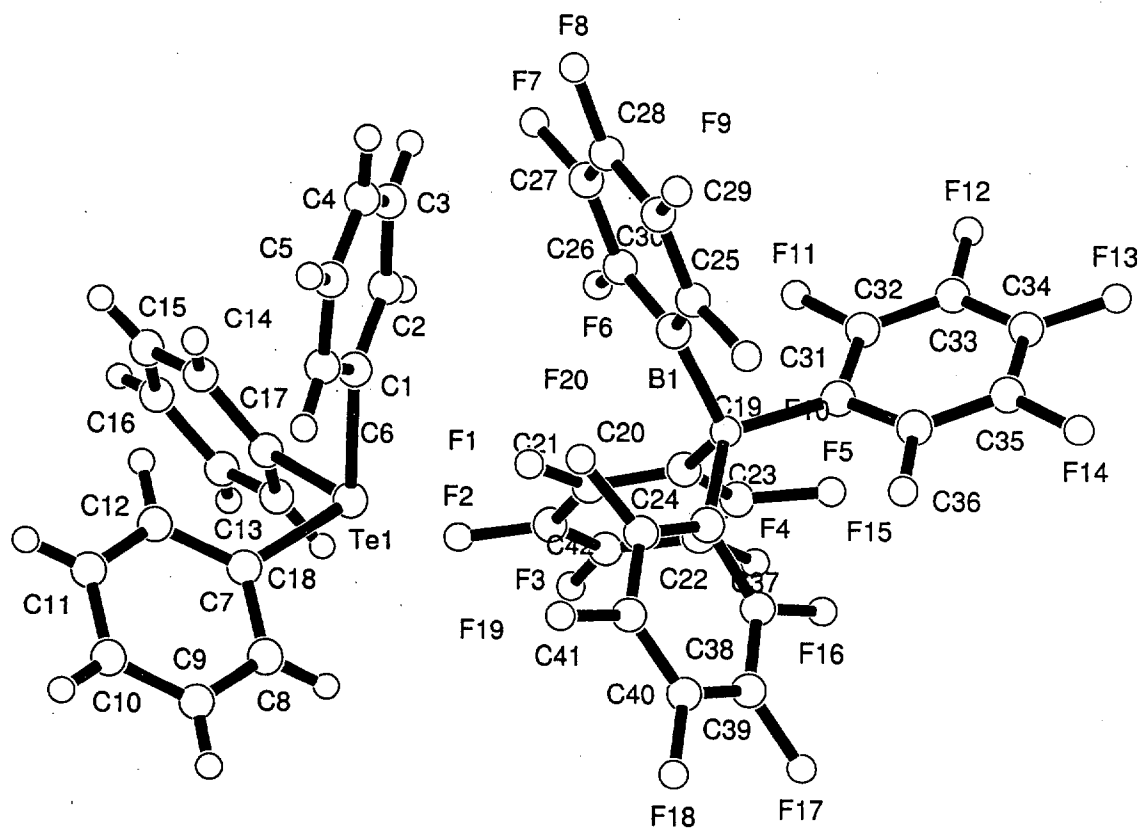
Selected bond lengths (Å) and angles (deg) of $\text{Ph}_3\text{Te}^+(\text{C}_6\text{F}_5)_4\text{B}^-$

| | | | |
|-----|-----|----------|---------|
| TE1 | C1 | 2.115(3) | |
| TE1 | C7 | 2.103(3) | |
| TE1 | C13 | 2.117(3) | |
| C1 | TE1 | C7 | 97.1(1) |
| C1 | TE1 | C13 | 97.9(1) |
| C7 | TE1 | C13 | 99.2(1) |

ORTEP drawing of $\text{Ph}_3\text{Te}^+(\text{C}_6\text{F}_5)_4\text{B}^-$



Atom labeling of $\text{Ph}_3\text{Te}^+(\text{C}_6\text{F}_5)_4\text{B}^-$



Supporting information for Ph₅TeCH₃Characterization of Ph₅TeCH₃

: mp 234-235 °C; ¹H NMR (400 MHz, CDCl₃) δ 2.26(s, 3H), 7.19(t, *J* = 7.8 Hz, 8H), 7.27(t, *J* = 7.8 Hz, 1H), 7.30(t, *J* = 7.8 Hz, 4H), 7.42(d, *J* = 7.8 Hz, 8H), 7.44(d, *J* = 7.8 Hz, 2H) 7.66(d, *J* = 7.8 Hz, 2H). ¹³C NMR (100 MHz, CDCl₃) δ 32.9(q), 127.3(d), 127.6(d), 127.8(d), 127.9(d), 133.2(d), 133.8(d), 151.4(s), 154.9(s). ¹²⁵Te NMR (126 MHz, CDCl₃) δ 355.9.

X-ray structur analysis of Ph₅TeCH₃

```

#-----
_computing_data_collection      'MXC(MAC Science) '
_computing_cell_refinement     'MXC(MAC Science) '
_computing_data_reduction      'teXsan'
_computing_structure_solution  'teXsan'
_computing_structure_refinement 'teXsan'
_computing_publication_material 'teXsan'
#-----
_chemical_formula_weight       528.16
_chemical_formula_sum          'C31 H28 Te '
#-----
_cell_length_a                 9.8090(6)
_cell_length_b                 13.6680(5)
_cell_length_c                 10.2700(6)
_cell_angle_alpha              90
_cell_angle_beta               119.095(2)
_cell_angle_gamma              90
_cell_volume                   1203.1(1)
_cell_formula_units_Z          2
#-----
_symmetry_cell_setting          monoclinic
_symmetry_space_group_name_H-M 'P 21
_symmetry_Int_Tables_number    4
loop_
_symmetry_equiv_pos_as_xyz
x,y,z
-x,1/2+y,-z
_exptl_crystal_description     'needle'
_exptl_crystal_colour          'colorless'
_exptl_crystal_size_max        0.30
_exptl_crystal_size_mid        0.10
_exptl_crystal_size_min        0.05
_exptl_crystal_density_diffn   1.458
_exptl_crystal_density_meas    'not measured'
_exptl_crystal_F_000           532.00
_exptl_absorpt_coefficient_mu   1.252
_exptl_absorpt_correction_type none
#-----
_diffn_special_details
_diffn_ambient_temperature     190.0
_diffn_radiation_wavelength     0.71073
_diffn_radiation_type           'Mo K\alpha'
_diffn_radiation_source         'MXC rotating anode'

```

```

_diffrn_radiation_monochromator      graphite
_diffrn_radiation_detector           'Imaging Plate'
_diffrn_measurement_device            'MAC Science DIP2030'
_diffrn_measurement_method
loop_
_diffrn_reflms_number                 2669
_reflms_number_total                  2669
_reflms_number_observed                2459
_reflms_observed_criterion             >3.0sigma(I)
_diffrn_reflms_av_R_equivalents       0.000
_diffrn_reflms_av_sigmaI/netI         0.031
_diffrn_reflms_limit_h_min            0
_diffrn_reflms_limit_h_max            12
_diffrn_reflms_limit_k_min            0
_diffrn_reflms_limit_k_max            16
_diffrn_reflms_limit_l_min            -13
_diffrn_reflms_limit_l_max            11
_diffrn_reflms_reduction_process       'Lp corrections applied'
#-----
_refine_special_details
_refine_ls_structure_factor_coef      F
_refine_ls_matrix_type                 full
_refine_ls_weighting_scheme            'w = 1/[\s^2^(Fo) + 0.00130|Fo|^2^]'
_refine_ls_hydrogen_treatment          noref
_refine_ls_extinction_method           'Zachariasen(1967) type 2 Gaussian isotropic'
_refine_ls_extinction_coef             0.066(4)
_refine_ls_number_reflms               2459
_refine_ls_number_parameters            290
_refine_ls_number_restraints            0
_refine_ls_number_constraints           0
_refine_ls_R_factor_obs                 0.0292
_refine_ls_wR_factor_obs                0.0388
_refine_ls_goodness_of_fit_obs          1.013
_refine_ls_shift/esd_max                 0.0390
_refine_ls_shift/esd_mean                0.0070
_refine_diff_density_min                 -0.84
_refine_diff_density_max                 1.04
#-----
loop_
_atom_site_label
_atom_site_fract_x
_atom_site_fract_y
_atom_site_fract_z
_atom_site_U_iso_or_equiv
_atom_site_thermal_displace_type
_atom_site_calc_flag
_atom_site_calc_attached_atom
_atom_site_occupancy
_atom_site_refinement_flags
Tel    0.47920(2)  0.2610(8)   0.75381(2)  0.02386(8)  Uani d . 1.00 .
C1     0.2991(4)  0.3124(9)   0.8133(4)   0.0262(8)   Uani d . 1.00 .
C2     0.1759(5)  0.2514(9)   0.7882(5)   0.036(1)    Uani d . 1.00 .
C3     0.0554(5)  0.2827(9)   0.8119(5)   0.040(1)    Uani d . 1.00 .
C4     0.0564(5)  0.3773(9)   0.8628(5)   0.037(1)    Uani d . 1.00 .
C5     0.1798(5)  0.4380(9)   0.8900(5)   0.036(1)    Uani d . 1.00 .
C6     0.3007(5)  0.4065(9)   0.8655(4)   0.0312(9)   Uani d . 1.00 .
C7     0.6073(4)  0.4038(9)   0.8191(4)   0.0276(8)   Uani d . 1.00 .
C8     0.6283(5)  0.4569(9)   0.7148(5)   0.0330(10)  Uani d . 1.00 .
C9     0.7191(6)  0.5399(9)   0.7564(6)   0.041(1)    Uani d . 1.00 .
C10    0.7903(6)  0.5724(9)   0.9026(6)   0.040(1)    Uani d . 1.00 .
C11    0.7695(5)  0.5206(9)   1.0085(5)   0.039(1)    Uani d . 1.00 .
C12    0.6785(5)  0.4371(9)   0.9655(5)   0.0317(10)  Uani d . 1.00 .

```

| | | | | | |
|------------------------|-----------|------------|-----------|------------|------------------------|
| C13 | 0.6254(5) | 0.2123(9) | 0.9879(4) | 0.0299(9) | Uani d . 1.00 . |
| C14 | 0.5533(5) | 0.1779(10) | 1.0666(4) | 0.0301(9) | Uani d . 1.00 . |
| C15 | 0.6412(5) | 0.1557(9) | 1.2178(5) | 0.0343(9) | Uani d . 1.00 . |
| C16 | 0.8021(6) | 0.1704(9) | 1.2919(5) | 0.038(1) | Uani d . 1.00 . |
| C17 | 0.8755(5) | 0.2038(9) | 1.2136(5) | 0.037(1) | Uani d . 1.00 . |
| C18 | 0.7876(5) | 0.2234(9) | 1.0614(4) | 0.0322(9) | Uani d . 1.00 . |
| C19 | 0.3678(5) | 0.1166(9) | 0.6846(4) | 0.0274(8) | Uani d . 1.00 . |
| C20 | 0.4514(6) | 0.0335(9) | 0.7583(4) | 0.0304(9) | Uani d . 1.00 . |
| C21 | 0.3876(6) | -0.0596(9) | 0.7109(5) | 0.0371(10) | Uani d . 1.00 . |
| C22 | 0.2392(6) | -0.0694(9) | 0.5901(5) | 0.039(1) | Uani d . 1.00 . |
| C23 | 0.1545(5) | 0.0125(9) | 0.5144(5) | 0.039(1) | Uani d . 1.00 . |
| C24 | 0.2186(5) | 0.1056(9) | 0.5617(5) | 0.0331(9) | Uani d . 1.00 . |
| C25 | 0.3320(5) | 0.3227(9) | 0.5263(4) | 0.0305(9) | Uani d . 1.00 . |
| C26 | 0.3439(5) | 0.2874(9) | 0.4042(4) | 0.0314(10) | Uani d . 1.00 . |
| C27 | 0.2582(6) | 0.3308(9) | 0.2646(4) | 0.037(1) | Uani d . 1.00 . |
| C28 | 0.1631(6) | 0.4101(9) | 0.2465(4) | 0.041(1) | Uani d . 1.00 . |
| C29 | 0.1495(6) | 0.4452(10) | 0.3661(5) | 0.048(1) | Uani d . 1.00 . |
| C30 | 0.2349(6) | 0.4021(10) | 0.5062(5) | 0.045(1) | Uani d . 1.00 . |
| C31 | 0.6517(5) | 0.2087(9) | 0.6909(5) | 0.034(1) | Uani d . 1.00 . |
| H1 | 0.1739 | 0.1859 | 0.7537 | 0.0373 | Uiso calc . 1.00 . |
| H2 | -0.0280 | 0.2413 | 0.7956 | 0.0423 | Uiso calc . 1.00 . |
| H3 | -0.0272 | 0.4025 | 0.8778 | 0.0385 | Uiso calc . 1.00 . |
| H4 | 0.1831 | 0.5052 | 0.9263 | 0.0375 | Uiso calc . 1.00 . |
| H5 | 0.3859 | 0.4511 | 0.8858 | 0.0347 | Uiso calc . 1.00 . |
| H6 | 0.5795 | 0.4369 | 0.6138 | 0.0352 | Uiso calc . 1.00 . |
| H7 | 0.7337 | 0.5772 | 0.6841 | 0.0443 | Uiso calc . 1.00 . |
| H8 | 0.8540 | 0.6301 | 0.9303 | 0.0457 | Uiso calc . 1.00 . |
| H9 | 0.8212 | 0.5453 | 1.1114 | 0.0413 | Uiso calc . 1.00 . |
| H10 | 0.6601 | 0.4024 | 1.0369 | 0.0348 | Uiso calc . 1.00 . |
| H11 | 0.4440 | 0.1693 | 1.0169 | 0.0349 | Uiso calc . 1.00 . |
| H12 | 0.5913 | 0.1350 | 1.2726 | 0.0383 | Uiso calc . 1.00 . |
| H13 | 0.8642 | 0.1590 | 1.3957 | 0.0427 | Uiso calc . 1.00 . |
| H14 | 0.9850 | 0.2135 | 1.2637 | 0.0420 | Uiso calc . 1.00 . |
| H15 | 0.8393 | 0.2451 | 1.0083 | 0.0313 | Uiso calc . 1.00 . |
| H16 | 0.5541 | 0.0411 | 0.8443 | 0.0359 | Uiso calc . 1.00 . |
| H17 | 0.4451 | -0.1159 | 0.7630 | 0.0404 | Uiso calc . 1.00 . |
| H18 | 0.1949 | -0.1328 | 0.5567 | 0.0428 | Uiso calc . 1.00 . |
| H19 | 0.0519 | 0.0079 | 0.4301 | 0.0386 | Uiso calc . 1.00 . |
| H20 | 0.1589 | 0.1632 | 0.5136 | 0.0409 | Uiso calc . 1.00 . |
| H21 | 0.4120 | 0.2360 | 0.4167 | 0.0392 | Uiso calc . 1.00 . |
| H22 | 0.2659 | 0.3076 | 0.1818 | 0.0408 | Uiso calc . 1.00 . |
| H23 | 0.1047 | 0.4427 | 0.1509 | 0.0490 | Uiso calc . 1.00 . |
| H24 | 0.0844 | 0.5015 | 0.3535 | 0.0536 | Uiso calc . 1.00 . |
| H25 | 0.2260 | 0.4285 | 0.5898 | 0.0464 | Uiso calc . 1.00 . |
| H28 | 0.6072 | 0.1615 | 0.6191 | 0.0389 | Uiso calc . 1.00 . |
| H29 | 0.7410 | 0.1888 | 0.7763 | 0.0389 | Uiso calc . 1.00 . |
| H30 | 0.6798 | 0.2655 | 0.6489 | 0.0389 | Uiso calc . 1.00 . |
| loop_ | | | | | |
| _atom_site_aniso_label | | | | | |
| _atom_site_aniso_U_11 | | | | | |
| _atom_site_aniso_U_22 | | | | | |
| _atom_site_aniso_U_33 | | | | | |
| _atom_site_aniso_U_12 | | | | | |
| _atom_site_aniso_U_13 | | | | | |
| _atom_site_aniso_U_23 | | | | | |
| Tel | 0.0175(1) | 0.0302(2) | 0.0217(1) | 0.0005(1) | 0.00777(10) 0.00263(8) |
| C1 | 0.022(2) | 0.034(2) | 0.025(2) | 0.007(1) | 0.013(1) 0.006(1) |
| C2 | 0.028(2) | 0.042(3) | 0.040(2) | -0.001(2) | 0.019(1) 0.002(2) |
| C3 | 0.025(2) | 0.055(3) | 0.042(2) | -0.002(2) | 0.018(2) -0.005(2) |
| C4 | 0.025(2) | 0.054(2) | 0.030(2) | 0.007(2) | 0.012(2) 0.003(2) |
| C5 | 0.031(2) | 0.042(2) | 0.033(2) | 0.007(2) | 0.015(2) 0.000(2) |
| C6 | 0.026(2) | 0.035(2) | 0.029(2) | 0.000(2) | 0.011(1) 0.000(1) |

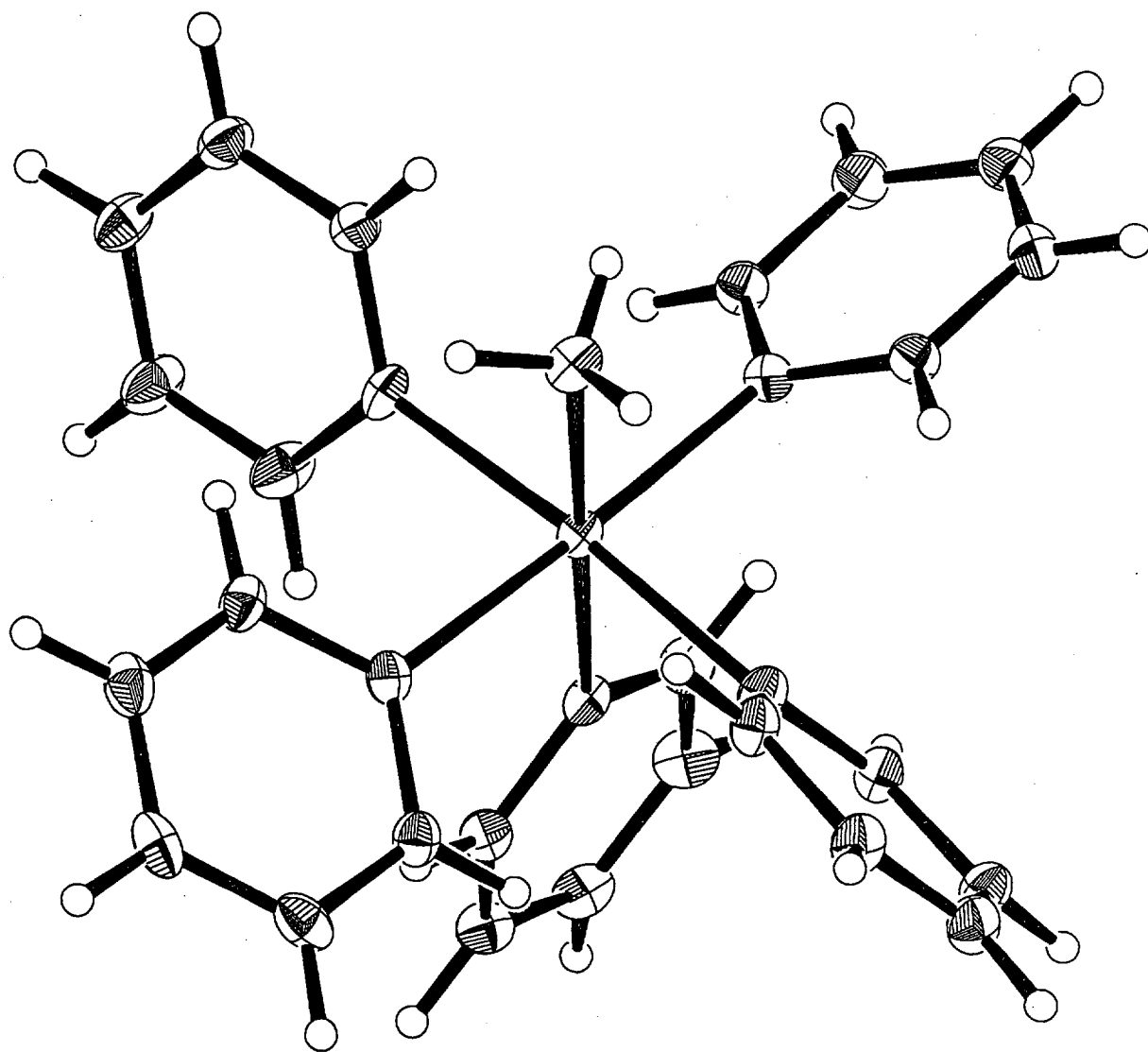
| | | | | | | |
|-----|----------|----------|----------|-----------|----------|-----------|
| C7 | 0.022(2) | 0.027(2) | 0.031(1) | 0.003(1) | 0.011(1) | 0.004(1) |
| C8 | 0.034(2) | 0.036(2) | 0.036(2) | 0.004(2) | 0.022(2) | 0.009(1) |
| C9 | 0.045(3) | 0.032(2) | 0.057(2) | 0.002(2) | 0.034(2) | 0.006(2) |
| C10 | 0.037(2) | 0.025(2) | 0.062(2) | -0.003(2) | 0.026(2) | 0.001(2) |
| C11 | 0.032(2) | 0.030(2) | 0.045(2) | 0.004(2) | 0.011(2) | -0.006(2) |
| C12 | 0.028(2) | 0.032(2) | 0.031(2) | 0.002(2) | 0.011(2) | 0.005(1) |
| C13 | 0.021(2) | 0.037(2) | 0.024(1) | 0.001(2) | 0.005(1) | 0.005(1) |
| C14 | 0.023(2) | 0.035(2) | 0.028(2) | -0.005(2) | 0.009(1) | 0.003(1) |
| C15 | 0.031(2) | 0.040(2) | 0.028(2) | -0.001(2) | 0.011(2) | 0.003(1) |
| C16 | 0.032(2) | 0.039(3) | 0.029(2) | 0.000(2) | 0.005(2) | 0.005(2) |
| C17 | 0.024(2) | 0.043(3) | 0.030(2) | 0.001(2) | 0.001(2) | 0.006(2) |
| C18 | 0.022(2) | 0.036(2) | 0.031(2) | 0.002(2) | 0.007(1) | 0.008(2) |
| C19 | 0.025(2) | 0.030(2) | 0.028(2) | -0.002(1) | 0.013(1) | -0.002(1) |
| C20 | 0.027(2) | 0.032(2) | 0.029(2) | 0.001(2) | 0.011(2) | -0.001(1) |
| C21 | 0.042(2) | 0.031(2) | 0.038(2) | -0.002(2) | 0.018(2) | 0.001(2) |
| C22 | 0.047(2) | 0.037(2) | 0.034(2) | -0.011(2) | 0.020(2) | -0.005(1) |
| C23 | 0.035(2) | 0.041(2) | 0.035(2) | -0.009(2) | 0.013(2) | -0.003(1) |
| C24 | 0.029(2) | 0.036(2) | 0.029(2) | -0.006(2) | 0.009(1) | -0.001(2) |
| C25 | 0.027(2) | 0.040(2) | 0.022(1) | 0.002(1) | 0.010(1) | 0.010(1) |
| C26 | 0.032(2) | 0.034(3) | 0.028(1) | -0.001(1) | 0.014(1) | 0.000(1) |
| C27 | 0.038(2) | 0.043(2) | 0.025(2) | -0.005(2) | 0.012(2) | 0.000(2) |
| C28 | 0.037(2) | 0.055(3) | 0.025(2) | 0.007(2) | 0.010(2) | 0.009(2) |
| C29 | 0.053(3) | 0.059(3) | 0.031(2) | 0.028(2) | 0.020(2) | 0.014(2) |
| C30 | 0.043(3) | 0.059(3) | 0.030(2) | 0.027(2) | 0.016(2) | 0.011(2) |
| C31 | 0.022(2) | 0.046(3) | 0.033(2) | -0.001(2) | 0.013(2) | 0.003(2) |

#

Selected bond lengths (Å) and angles (deg) of Ph₅TeCH₃

| | | | |
|-----|-----|----------|----------|
| TE1 | C1 | 2.244(4) | |
| TE1 | C7 | 2.240(4) | |
| TE1 | C13 | 2.220(4) | |
| TE1 | C19 | 2.201(4) | |
| TE1 | C25 | 2.230(4) | |
| TE1 | C31 | 2.203(4) | |
| C1 | TE1 | C7 | 92.7(2) |
| C1 | TE1 | C13 | 88.8(1) |
| C1 | TE1 | C19 | 92.0(2) |
| C1 | TE1 | C25 | 88.4(1) |
| C1 | TE1 | C31 | 178.6(1) |
| C7 | TE1 | C13 | 88.0(1) |
| C7 | TE1 | C19 | 175.3(1) |
| C7 | TE1 | C25 | 88.2(2) |
| C7 | TE1 | C31 | 88.4(2) |
| C13 | TE1 | C19 | 92.2(2) |
| C13 | TE1 | C25 | 175.1(2) |
| C13 | TE1 | C31 | 92.1(2) |
| C19 | TE1 | C25 | 91.9(2) |
| C19 | TE1 | C31 | 86.9(2) |
| C25 | TE1 | C31 | 90.8(2) |

ORTEP drawing of Ph_5TeCH_3



Atom labeling of Ph₅TeCH₃

