

JM980333: APPENDIX TABLE 1. Y. Oshiro et al., 3,4-Dihydro-2(1H)-quinolinone as an Antidepressant Drug

APPENDIX TABLE 1 Elementary Analysis for Final Compound 32-64

No.	$R_1$	$R_2$	$n$	Yield	mp	formula	Calcd.			Found		
							C	H	N	C	H	N
32	6-OMe	3-Cl	3	75	159-161	$C_{23}H_{28}N_3O_2Cl \cdot 2HCl$	56.74	6.21	8.63	56.43	6.17	8.60
33	7-OMe	3-Cl	3	77	224-229(dec)	$C_{23}H_{28}N_3O_2Cl \cdot 2HCl$	56.74	6.21	8.63	56.72	6.15	8.63
34	5-OMe	3-Cl	3	66	92-93	$C_{23}H_{28}N_3O_2Cl$	66.74	6.82	10.15	66.37	7.06	10.06
34b	5-OMe	3-Cl	3	46	224-226	$C_{23}H_{28}N_3O_2Cl \cdot HCl$	61.33	6.49	9.33	61.21	6.34	9.30
34c	5-OMe	3-Cl	3	75	192-194	$C_{23}H_{28}N_3O_2Cl \cdot CH_3SO_3H \cdot H_2O$	54.59	6.49	7.96	54.37	6.27	7.83
35	8-OMe	3-Cl	3	12	169-171	$C_{23}H_{28}N_3O_2Cl \cdot HCl$	61.33	6.49	9.33	61.13	6.42	9.42
36	5-OMe	3-Cl	2	29	132-132.5	$C_{22}H_{26}N_3O_2Cl$	66.07	6.55	10.51	66.13	6.67	10.30
37	5-OMe	3-Cl	4	60	128-129(dec)	$C_{24}H_{30}N_3O_2Cl$	67.36	7.07	9.82	67.52	7.07	9.77
38	5-OMe	2-Cl	3	54	214-215(dec)	$C_{23}H_{28}N_3O_2Cl \cdot HCl$	61.33	6.49	9.33	61.37	6.40	9.26
39	5-OMe	4-Cl	3	46	124-125	$C_{23}H_{28}N_3O_2Cl$	66.74	6.82	10.15	66.86	6.87	10.10
40	5-OMe	3,5-Cl <sub>2</sub>	3	42	226-228(dec)	$C_{23}H_{27}N_3O_2Cl_2 \cdot HCl \cdot 1/2H_2O$	55.93	5.92	8.51	56.33	5.78	8.66
41	5-OMe	3-F	3	46	236-240(dec)	$C_{23}H_{28}N_3O_2F \cdot HCl$	63.66	6.74	9.68	63.82	6.64	9.67
42	5-OMe	3-Br	3	46	228-231(dec)	$C_{23}H_{28}N_3O_2Br \cdot HCl$	55.82	5.91	8.49	56.30*	5.83	8.68

JM980333: APPENDIX TABLE 1. Y. Oshiro et al., 3,4-Dihydro-2(1H)-quinolinone as an Antidepressant Drug

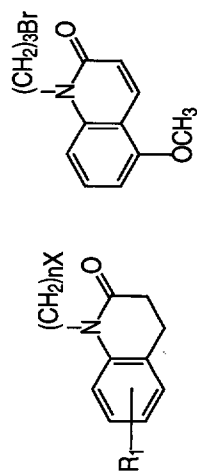
43	5-OMe	3-CF <sub>3</sub>	3	42	207-208	C <sub>24</sub> H <sub>28</sub> N <sub>3</sub> O <sub>2</sub> F <sub>3</sub> ·HCl	59.56	6.04	8.68	59.48	6.08	8.73
44	5-OMe	3-Me	3	63	217-228(dec)	C <sub>24</sub> H <sub>31</sub> N <sub>3</sub> O <sub>2</sub> ·2HCl	61.80	7.13	9.01	62.15	7.21	9.11
45	5-OMe	3-OH	3	39	205-208(dec)	C <sub>23</sub> H <sub>29</sub> N <sub>3</sub> O <sub>3</sub> ·HCl·3/2H <sub>2</sub> O	60.19	7.08	9.16	60.13	7.04	9.20
46	5-OMe	3-OMe	3	45	176-177	C <sub>24</sub> H <sub>31</sub> N <sub>3</sub> O <sub>3</sub> ·2HCl	59.72	6.89	8.71	59.72	6.80	8.69
47	5-OMe	3-CN	3	28	235-236	C <sub>24</sub> H <sub>28</sub> N <sub>4</sub> O <sub>2</sub> ·HCl·1/2H <sub>2</sub> O	64.06	6.72	12.45	64.26	6.46	12.47
48	5-OMe	3-NO <sub>2</sub>	3	33	221-222(dec)	C <sub>23</sub> H <sub>28</sub> N <sub>4</sub> O <sub>4</sub> ·HCl·2H <sub>2</sub> O	56.10	6.69	11.27	55.74	6.15	11.31
49	5-OMe	3-NH <sub>2</sub>	3	69	132-133	C <sub>23</sub> H <sub>30</sub> N <sub>4</sub> O <sub>2</sub>	70.02	7.66	14.20	69.77	7.72	14.14
50	5-OEt	3-Cl	3	43	221-224(dec)	C <sub>24</sub> H <sub>30</sub> N <sub>3</sub> O <sub>2</sub> Cl·HCl	62.07	6.73	9.05	61.68	6.69	9.02
51	5-OPr <sup>i</sup>	3-Cl	3	51	218-229(dec)	C <sub>25</sub> H <sub>32</sub> N <sub>3</sub> O <sub>2</sub> Cl·HCl	62.76	6.95	8.78	62.63	6.95	8.75
52	5-OH	3-Cl	3	74	200-201.5(dec)	C <sub>22</sub> H <sub>26</sub> N <sub>4</sub> O <sub>2</sub> Cl	66.07	6.55	10.51	65.85	6.58	10.30
53	5-Cl	3-Cl	3	40	217(dec)	C <sub>22</sub> H <sub>29</sub> N <sub>3</sub> OCl <sub>2</sub> ·2HCl	53.78	5.53	8.55	53.78	5.79	8.29
54	5-Cl	3-OMe	3	40	212-213(dec)	C <sub>23</sub> H <sub>28</sub> N <sub>3</sub> O <sub>2</sub> Cl·2HCl	56.74	6.21	8.63	56.77	6.14	8.62
55	5-Cl	3-OPr <sup>n</sup>	3	30	186-188	C <sub>25</sub> H <sub>32</sub> N <sub>3</sub> O <sub>2</sub> Cl·2HCl	58.32	6.66	8.16	58.24	6.64	8.19
56	5-Cl	3-OH	3	36	236-239	C <sub>22</sub> H <sub>26</sub> N <sub>3</sub> O <sub>2</sub> Cl·HBr	54.96	5.66	8.74	55.04	5.73	8.66
57	5-Cl	3-NO <sub>2</sub>	3	65	204-211(dec)	C <sub>22</sub> H <sub>25</sub> N <sub>4</sub> O <sub>3</sub> Cl·HCl·1/2H <sub>2</sub> O	55.70	5.74	11.81	55.45	5.57	11.75
58	5-Cl	3-NH <sub>2</sub>	3	89	161-163	C <sub>22</sub> H <sub>27</sub> N <sub>4</sub> OCl	66.24	6.82	14.04	66.30	6.79	14.00

JM980333: APPENDIX TABLE 1. Y. Oshiro et al., 3,4-Dihydro-2(1*H*)-quinolinone as an Antidepressant Drug

59	5-Cl	3-NHAc	3	75	177-178	C <sub>24</sub> H <sub>29</sub> N <sub>4</sub> O <sub>2</sub> Cl	65.37	6.63	12.71	65.45	6.65	12.68
60	5-SMe	3-Cl	3	54	221-224	C <sub>23</sub> H <sub>28</sub> N <sub>3</sub> O <sub>2</sub> Cl·2HCl	54.93	6.01	8.36	59.93*	5.79	8.30
61	5-NH <sub>2</sub>	3-Cl	3	61	218-240(dec)	C <sub>22</sub> H <sub>27</sub> N <sub>4</sub> O <sub>2</sub> Cl·2HCl·H <sub>2</sub> O	53.94	6.37	11.44	54.01	6.22	11.42
62	5-OMe	3-Cl	3	65	232-236(dec)	C <sub>23</sub> H <sub>26</sub> N <sub>3</sub> O <sub>2</sub> Cl·HCl	61.61	6.07	9.37	62.14*	6.34	9.30
63	5-OMe	3-Br	3	20	222-232(dec)	C <sub>23</sub> H <sub>26</sub> N <sub>3</sub> O <sub>2</sub> Br·HCl	55.94	5.51	8.51	56.45*	5.50	8.60
64	5-OMe	3-CF <sub>3</sub>	3	45	221-228(dec)	C <sub>24</sub> H <sub>26</sub> N <sub>3</sub> O <sub>2</sub> F <sub>3</sub> ·HCl	59.81	5.65	8.72	59.91	5.44	8.93

JM980333V: APPENDIX TABLE 2. Y. Oshiro et al., 3,4-dihydro-2(1H)-quinolinone as an antidepressant drug

Appendix Table 2 Elementary Analysis for Intermediates.

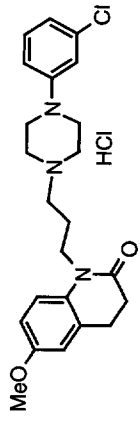
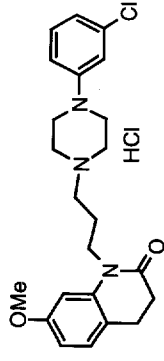
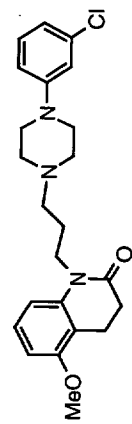


13-28

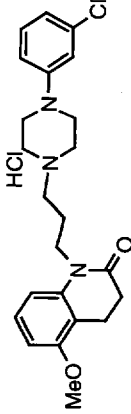
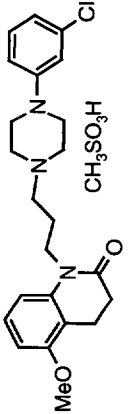
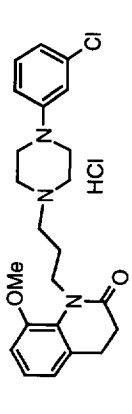
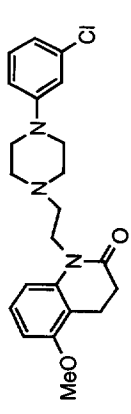
31

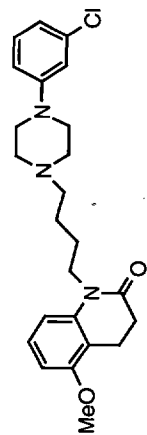
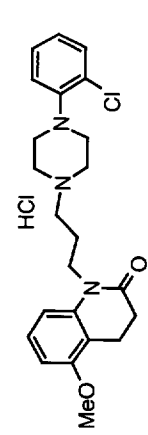
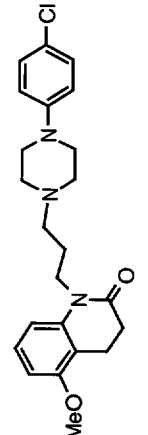
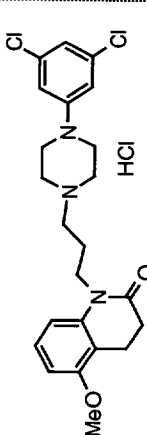
No.	R1	n	X	Yield(%)	mp(°C)	formula	Calcd.				found				
							C	H	N	C	H	N	C	H	N
13	5-OMe	3	Cl	39	103-105	C <sub>13</sub> H <sub>16</sub> NO <sub>2</sub> Br	61.54	6.36	5.52	61.50	6.41	6.74	61.50	6.41	6.74
14	5-OMe	3	Br	8	106-107	C <sub>13</sub> H <sub>16</sub> NO <sub>2</sub> Br	52.37	5.41	4.70	52.82*	5.25	4.74	52.82*	5.25	4.74
15	8-OMe	3	Cl	27	oil	C <sub>13</sub> H <sub>16</sub> NO <sub>2</sub> Cl									
16	5-OMe	2	Cl	38	114-115	C <sub>12</sub> H <sub>14</sub> NO <sub>2</sub> Cl	60.13	5.89	5.84	60.00	5.89	5.80	60.00	5.89	5.80
17	5-OMe	4	Br	47	69-70	C <sub>14</sub> H <sub>18</sub> NO <sub>2</sub> Br	53.86	5.81	4.49	53.81	5.84	4.18	53.81	5.84	4.18
18	5-OEt	3	Br	64	90-91	C <sub>14</sub> H <sub>18</sub> NO <sub>2</sub> Br	53.86	5.81	4.49	53.85	5.84	4.15	53.85	5.84	4.15
19	5-OCH(CH <sub>3</sub> ) <sub>2</sub>	3	Br	70	54-55	C <sub>15</sub> H <sub>20</sub> NO <sub>2</sub> Br	55.23	6.18	4.29	55.22	6.13	3.99	55.22	6.13	3.99
20	5-Cl	3	Br	54	oil	C <sub>12</sub> H <sub>13</sub> NO <sub>2</sub> BrCl									
25	5-SCH <sub>3</sub>	3	Br	64	oil	C <sub>13</sub> H <sub>16</sub> NOSBr									
28	5-N=CHPh	3	Cl	80	oil	C <sub>19</sub> H <sub>19</sub> NO <sub>2</sub> Cl									
31	5-OMe	3	Br	64	161-161.5	C <sub>13</sub> H <sub>14</sub> NO <sub>2</sub> Br	52.72	4.76	4.73	52.74	4.73	4.24*	52.74	4.73	4.24*

Supp-Table 1. <sup>1</sup>H-NMR Spectra Data: Supporting Information for Structure of 3,4-Dihydro-2(1H)-quinolinones (32–61) and 2(1H)-Quinolinones (62–64)

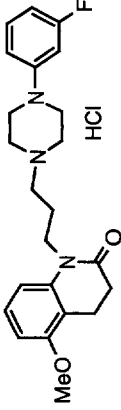
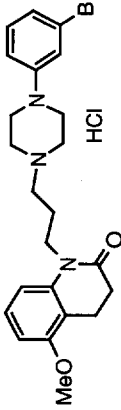
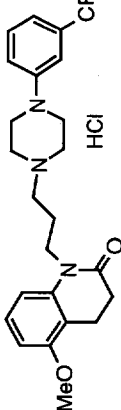
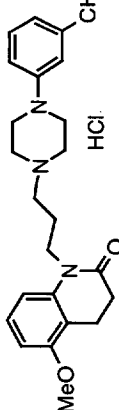
	Structure	<sup>1</sup> H-NMR (ppm)	solvent
32		2.02 (2H, m, CH <sub>2</sub> ), 2.50 (2H, m, CH <sub>2</sub> CO and DMSO), 2.86 (2H, t, <i>J</i> = 7Hz, CH <sub>2</sub> -C-CO), 3.14 (6H, m, PhN[CH <sub>2</sub> -C-] <sub>2</sub> NCH <sub>2</sub> ), 3.50 (2H, m, CHN <sup>+</sup> CH), 3.74 (3H, s, OCH <sub>3</sub> ), 3.93 (2H, m, CHN <sup>+</sup> CH and CONCH <sub>2</sub> ), 6.82 (3H, m, aromatic H), 6.95 (1H, dd, <i>J</i> = 3, 8Hz, aromatic H), 7.03 (1H, d, <i>J</i> = 3Hz, aromatic H), 7.14 (1H, d, <i>J</i> = 8Hz, aromatic H), 7.25 (1H, t, <i>J</i> = 8Hz, aromatic H), 11.11 (1H, br, NH <sup>+</sup> )	DMSO-d <sub>6</sub>
33		2.04 (2H, m, CH <sub>2</sub> ), 2.52 (2H, m, CH <sub>2</sub> CO and DMSO), 2.80 (2H, t, <i>J</i> = 7Hz, CH <sub>2</sub> -C-CO), 3.20 (6H, m, PhN[CH <sub>2</sub> -C-] <sub>2</sub> NCH <sub>2</sub> -), 3.51 (2H, m, CH-N <sup>+</sup> -CH), 3.79 (3H, s, OCH <sub>3</sub> ), 3.85 (2H, m, CH-N <sup>+</sup> -CH), 3.95 (2H, t, <i>J</i> = 7Hz, CON-CH <sub>2</sub> ), 6.60 (1H, dd, <i>J</i> = 3 and 8Hz, aromatic H), 6.72 (1H, d, <i>J</i> = 3Hz, aromatic H), 6.85 (1H, d, <i>J</i> = 8Hz, aromatic H), 6.95 (1H, d, <i>J</i> = 8Hz, aromatic H), 7.03 (1H, d, <i>J</i> = 3Hz, aromatic H), 7.13 (1H, d, <i>J</i> = 3Hz, aromatic H), 7.25 (1H, t, <i>J</i> = 8Hz, aromatic H), 11.24 (1H, br, NH <sup>+</sup> )	DMSO-d <sub>6</sub>
34		1.70 (2H, m, CH <sub>2</sub> ), 2.35 (2H, <i>J</i> = 7Hz, CH <sub>2</sub> CO), 2.47 (6H, m, N[C-CH <sub>2</sub> -] <sub>2</sub> NCH <sub>2</sub> ), 2.78 (2H, t, <i>J</i> = 7Hz, CH <sub>2</sub> -C-CO), 3.? (? H, m, CH <sub>2</sub> NPhCH <sub>2</sub> ), N[CH <sub>2</sub> -C-] <sub>2</sub> NCH <sub>2</sub> -), 3.79 (3H, s, OCH <sub>3</sub> ), 3.91 (2H, d, <i>J</i> = 7Hz, CONCH <sub>2</sub> ), 6.73 (2H, d, <i>J</i> = 8Hz, aromatic H), 6.87 (3H, m, aromatic H), 7.20 (1H, t, <i>J</i> = 8Hz, aromatic H), 7.22 (1H, t, <i>J</i> = 8Hz, aromatic H)	DMSO-d <sub>6</sub>

JM980333V: Y. Oshiro et al., 3,4-Dihydro-2(1H)-quinolinone as an Antidepressant Drug

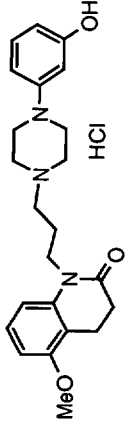
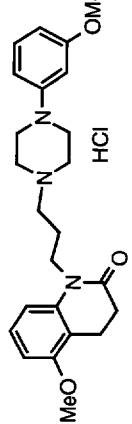
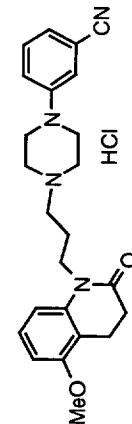
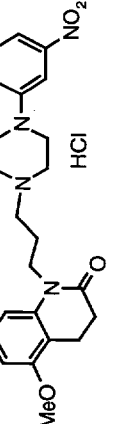
<p><b>34b</b></p> 		<p>2.02 (2H, m, CH<sub>2</sub>), 2.50 (2H, m, CH<sub>2</sub>CO and DMSO), 2.82 (2H, t, <i>J</i> = 7Hz, CH<sub>2</sub>-C-CO), 3.17 (6H, m, PhN[CH<sub>2</sub>-C-]<sub>2</sub>NCH<sub>2</sub>), 3.51 (2H, m, CHN<sup>+</sup>CH), 3.81 (3H, s, OCH<sub>3</sub>), 3.85? (2H, m, CHN<sup>+</sup>CH), 3.95 (2H, t, <i>J</i> = 7Hz, CONCH<sub>2</sub>), 6.76 (1H, d, <i>J</i> = 8Hz, aromatic H), 6.87 (2H, m, aromatic H), 6.95 (1H, dd, <i>J</i> = 3, 8Hz, aromatic H), 7.04 (1H, d, <i>J</i> = 3Hz, aromatic H), 7.25 (2H, m, aromatic H), 10.88 (1H, br, NH<sup>+</sup>)</p>	<p>DMSO-d<sub>6</sub></p>
<p><b>34c</b></p> 		<p>1.97 (2H, m, CH<sub>2</sub>), 2.32 (3H, s, SCH<sub>3</sub>), 2.51 (2H, m, CH<sub>2</sub>CO and DMSO), 2.86 (2H, t, <i>J</i> = 7Hz, CH<sub>2</sub>-C-CO), 2.89-3.20 (6H, m, PhN[CH<sub>2</sub>-C-]<sub>2</sub>NCH<sub>2</sub>), 3.55 (2H, m, CHN<sup>+</sup>CH), 3.81 (3H, s, OCH<sub>3</sub>), 3.85 (2H, m, CHN<sup>+</sup>CH), 3.95 (2H, t, <i>J</i> = 7Hz, CONCH<sub>2</sub>), 6.77 (1H, d, <i>J</i> = 8Hz, aromatic H), 6.86 (1H, t, <i>J</i> = 8Hz, aromatic H), 6.96 (1H, dd, <i>J</i> = 3, 8Hz, aromatic H), 7.04 (1H, d, <i>J</i> = 3Hz, aromatic H), 7.28 (2H, m, aromatic H), 9.48 (1H, br, NH<sup>+</sup>)</p>	<p>DMSO-d<sub>6</sub></p>
<p><b>35</b></p> 		<p>2.05 (2H, m, CH<sub>2</sub>), 2.44 (2H, m, CH<sub>2</sub>CO and DMSO), 2.82 (2H, t, <i>J</i> = 7Hz, CH<sub>2</sub>-C-CO), 3.17 (6H, m, PhN[CH<sub>2</sub>-C-]<sub>2</sub>NCH<sub>2</sub>), 3.52 (2H, m, CH-N<sup>+</sup>-CH), 3.86 (2H, m, CH-N<sup>+</sup>-CH), 3.89 (5H, m, -OCH<sub>3</sub> and CON-CH<sub>2</sub>), 6.86 (1H, d, <i>J</i> = 8Hz, aromatic H), 7.04 (4H, m, aromatic H), 10.83 (1H, br, NH<sup>+</sup>)</p>	<p>DMSO-d<sub>6</sub></p>
<p><b>36</b></p> 		<p>2.04 (2H, m, CH<sub>2</sub>), 2.52 (2H, m, CH<sub>2</sub>CO and DMSO), 2.80 (2H, t, <i>J</i> = 7Hz, CH<sub>2</sub>-C-CO), 3.20 (6H, m, PhN[CH<sub>2</sub>-C-]<sub>2</sub>NCH<sub>2</sub>), 3.51 (2H, m, CH-N<sup>+</sup>-CH), 3.79 (3H, s, OCH<sub>3</sub>), 4.11 (2H, t, <i>J</i> = 7Hz, CON-CH<sub>2</sub>), 6.64 (1H, d, <i>J</i> = 8Hz, aromatic H), 6.80 (4H, m, aromatic H), 7.20 (2H, m, aromatic H)</p>	<p>CDCl<sub>3</sub></p>

37		<p>1.70 (4H, m, CH<sub>2</sub>CH<sub>2</sub>), 2.46 (2H, t, <i>J</i> = 7Hz, CH<sub>2</sub>CO), 2.60 (6H, m, N[CH<sub>2</sub>-CH<sub>2</sub>]<sub>2</sub>NCH<sub>2</sub>), 2.91 (2H, t, <i>J</i> = 7Hz, CH<sub>2</sub>-C-CO), 3.22 (4H, m, CH<sub>2</sub>NPhNCH<sub>2</sub>), 3.87 (3H, s, OCH<sub>3</sub>), 3.99 (2H, t, <i>J</i> = 7Hz, CON-CH<sub>2</sub>), 6.66 (1H, d, <i>J</i> = 8Hz, aromatic H), 6.76 (1H, d, <i>J</i> = 8Hz, aromatic H), 6.83 (2H, m, aromatic H), 6.90 (1H, d, <i>J</i> = 3Hz, aromatic H), 7.18 (1H, t, <i>J</i> = 8Hz, aromatic H), 7.22 (1H, t, <i>J</i> = 8Hz, aromatic H)</p>	CDCl <sub>3</sub>
38		<p>2.03 (2H, m, CH<sub>2</sub>), 2.52 (2H, m, CH<sub>2</sub>CO and DMSO), 2.82 (2H, t, <i>J</i> = 7Hz, CH<sub>2</sub>-C-CO), 3.12 (6H, m, PhN[CH<sub>2</sub>-C]<sub>2</sub>NCH<sub>2</sub>), 3.36 (2H, m, CH-N<sup>+</sup>-CH), 3.54 (2H, m, CH-N<sup>+</sup>-CH), 3.81 (3H, s, OCH<sub>3</sub>), 3.95 (2H, t, <i>J</i> = 7Hz, CON-CH<sub>2</sub>), 6.75 (1H, d, <i>J</i> = 8Hz, aromatic H), 6.87 (1H, d, <i>J</i> = 8Hz, aromatic H), 7.10 (1H, td, <i>J</i> = 8 and 3Hz, aromatic H), 7.16 (1H, d, <i>J</i> = 8Hz, aromatic H), 7.26 (1H, d, <i>J</i> = 8Hz, aromatic H), 7.31 (1H, t, <i>J</i> = 8Hz, aromatic H), 7.45 (1H, dd, <i>J</i> = 3 and 8Hz, aromatic H), 10.96 (1H, br, NH<sup>+</sup>)</p>	DMSO-d <sub>6</sub>
39		<p>1.86 (2H, m, CH<sub>2</sub>), 2.47 (2H, <i>J</i> = 7Hz, CH<sub>2</sub>-C-CO), 2.57 (8H, m, N[CH<sub>2</sub>-CH<sub>2</sub>]<sub>2</sub>N), 2.89 (2H, t, <i>J</i> = 7Hz, CH<sub>2</sub>-C-CO), 3.84 (3H, s, OCH<sub>3</sub>), 4.00 (2H, t, <i>J</i> = 7Hz, CON-CH<sub>2</sub>), 6.45 (2H, d, <i>J</i> = 8Hz, aromatic H), 6.62 (1H, d, <i>J</i> = 8Hz, aromatic H), 6.74 (1H, d, <i>J</i> = 8Hz, aromatic H), 6.85 (1H, d, <i>J</i> = 8Hz, aromatic H), 6.95 (1H, d, <i>J</i> = 8Hz, aromatic H), 7.18 (3H, m, aromatic H)</p>	CDCl <sub>3</sub>
40		<p>2.00 (2H, m, CH<sub>2</sub>), 2.51 (2H, m, CH<sub>2</sub>CO and DMSO), 2.82 (2H, t, <i>J</i> = 7Hz, CH<sub>2</sub>-C-CO), 3.19 (6H, m, PhN[CH<sub>2</sub>-C]<sub>2</sub>NCH<sub>2</sub>), 3.48 (2H, m, CH-N<sup>+</sup>-CH), 3.80 (3H, s, OCH<sub>3</sub>), 3.96 (4H, m, CH-N<sup>+</sup>-CH and CON-CH<sub>2</sub>), 6.76 (1H, d, <i>J</i> = 8Hz, aromatic H), 6.84 (1H, d, <i>J</i> = 8Hz, aromatic H), 6.96 (1H, d, <i>J</i> = 3Hz, aromatic H), 7.04 (2H, m, aromatic H), 7.24 (1H, t, <i>J</i> = 8Hz, aromatic H), 10.70 (1H, br, NH<sup>+</sup>)</p>	DMSO-d <sub>6</sub>

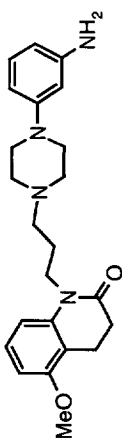
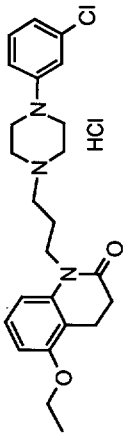
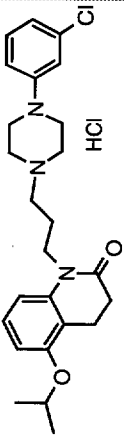
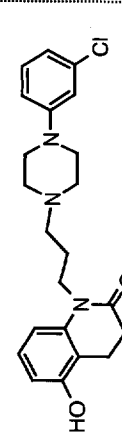
JM980333V: Y. Oshiro et al., 3,4-Dihydro-2(1H)-quinolinone as an Antidepressant Drug

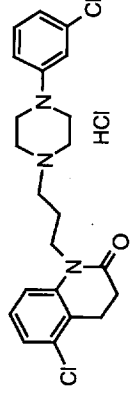
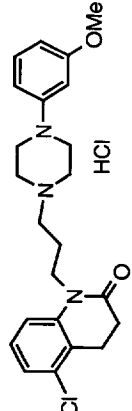
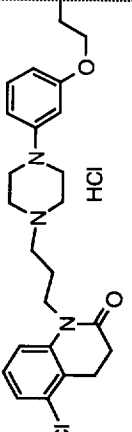
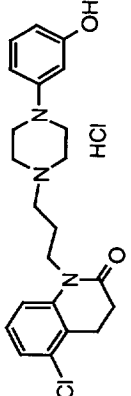
41		<p>2.42 (2H, m, CH<sub>2</sub>), 2.63 (2H, t, <i>J</i> = 7Hz, CH<sub>2</sub>CO), 2.92 (2H, t, <i>J</i> = 7Hz, CH<sub>2</sub>-C-CO), 3.15 (6H, m, PhN[CH<sub>2</sub>-C-]<sub>2</sub>NCH<sub>2</sub>), 3.66 (4H, m, CH<sub>2</sub>-N<sup>+</sup>-CH<sub>2</sub>), 3.88 (3H, s, OCH<sub>3</sub>), 4.09 (2H, t, <i>J</i> = 7Hz, CON-CH<sub>2</sub>), 6.46 (6H, m, aromatic H), 7.24 (1H, t, <i>J</i> = 7Hz, aromatic H), 13.07 (1H, br, NH<sup>+</sup>)</p>	CDCl <sub>3</sub>
42		<p>2.02 (2H, m, CH<sub>2</sub>), 2.55 (2H, m, CH<sub>2</sub>CO and DMSO), 2.83 (2H, t, <i>J</i> = 7Hz, CH<sub>2</sub>-C-CO), 3.14 (6H, m, PhN[CH<sub>2</sub>-C-]<sub>2</sub>NCH<sub>2</sub>), 3.55 (2H, m, CH-N<sup>+</sup>-CH), 3.82 (3H, s, OCH<sub>3</sub>), 3.86 (2H, m, CH-N<sup>+</sup>-CH), 3.94 (2H, t, <i>J</i> = 7Hz, CON-CH<sub>2</sub>), 6.78 (1H, d, <i>J</i> = 8Hz, aromatic H), 6.86 (1H, d, <i>J</i> = 8Hz, aromatic H), 7.00 (2H, m, aromatic H), 7.22 (3H, m, aromatic H), 10.60 (1H, br, NH<sup>+</sup>)</p>	DMSO-d <sub>6</sub>
43		<p>2.06 (2H, m, CH<sub>2</sub>), 2.52 (2H, m, CH<sub>2</sub>CO and DMSO), 2.92 (2H, t, <i>J</i> = 7Hz, CH<sub>2</sub>-C-CO), 3.148 (6H, m, PhN[CH<sub>2</sub>-C-]<sub>2</sub>NCH<sub>2</sub>), 3.52 (2H, m, CH-N<sup>+</sup>-CH), 3.82 (3H, s, OCH<sub>3</sub>), 3.98 (4H, m, CH-N<sup>+</sup>-CH and CON-CH<sub>2</sub>), 6.77 (1H, d, <i>J</i> = 8Hz, aromatic H), 6.86 (1H, d, <i>J</i> = 8Hz, aromatic H), 7.27 (4H, m, aromatic H), 7.48? (1H, m, aromatic H), 10.88 (1H, br, NH<sup>+</sup>)</p>	DMSO-d <sub>6</sub>
44		<p>2.04 (2H, m, CH<sub>2</sub>), 2.27 (3H, s, CH<sub>3</sub>), 2.51 (2H, m, CH<sub>2</sub>CO and DMSO), 2.83 (2H, t, <i>J</i> = 7Hz, CH<sub>2</sub>-C-CO), 3.12 (6H, m, PhN[CH<sub>2</sub>-C-]<sub>2</sub>NCH<sub>2</sub>), 3.51 (2H, m, CH-N<sup>+</sup>-CH), 3.82 (5H, m, CH-N<sup>+</sup>-CH and -OCH<sub>3</sub>), 3.96 (2H, t, <i>J</i> = 7Hz, CON-CH<sub>2</sub>), 6.70 (1H, d, <i>J</i> = 8Hz, aromatic H), 6.83 (4H, m, aromatic H), 7.15 (1H, t, <i>J</i> = 8Hz, aromatic H), 7.25 (1H, t, <i>J</i> = 8Hz, aromatic H), 11.02 (1H, br, NH<sup>+</sup>)</p>	DMSO-d <sub>6</sub>

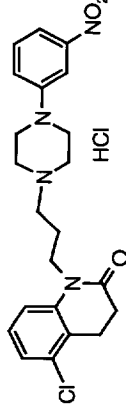
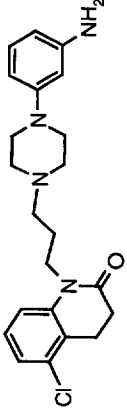
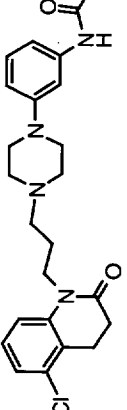
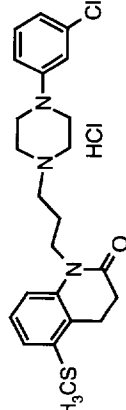


45		<p>2.01 (2H, m, CH<sub>2</sub>), 2.51 (2H, m, CH<sub>2</sub>CO and DMSO), 2.82 (2H, t, <i>J</i> = 7Hz, CH<sub>2</sub>-C-CO), 3.09 (6H, m, PhN[CH<sub>2</sub>-C-]<sub>2</sub>NCH<sub>2</sub>), 3.50 (2H, m, CH-N<sup>+</sup>-CH), 3.70 (5H, m, CH-N<sup>+</sup>-CH), 3.80 (3H, s, OCH<sub>3</sub>), 3.95 (2H, t, <i>J</i> = 7Hz, CONCH<sub>2</sub>), 6.31 (1H, dd, <i>J</i> = 3, 8Hz, aromatic H), 6.36 (1H, d, <i>J</i> = 3Hz, aromatic H), 6.41 (1H, dd, <i>J</i> = 3, 8Hz, aromatic H), 6.77 (1H, d, <i>J</i> = 8Hz, aromatic H), 6.85 (1H, d, <i>J</i> = 8Hz, aromatic H), 7.02 (1H, t, <i>J</i> = 8Hz, aromatic H), 7.24 (1H, t, <i>J</i> = 8Hz, aromatic H), 10.01 (1H, br, NH<sup>+</sup>)</p> <p>DMSO-d<sub>6</sub></p>
46		<p>2.02 (2H, m, CH<sub>2</sub>), 2.50 (2H, m, CH<sub>2</sub>CO and DMSO), 2.82 (2H, t, <i>J</i> = 7Hz, CH<sub>2</sub>-C-CO), 3.14 (6H, m, PhN[CH<sub>2</sub>-C-]<sub>2</sub>NCH<sub>2</sub>), 3.50 (2H, m, CH-N<sup>+</sup>-CH), 3.80 (5H, m, CH-N<sup>+</sup>-CH and OCH<sub>3</sub>), 3.94 (2H, t, <i>J</i> = 7Hz, CON-CH<sub>2</sub>), 6.44 (1H, dd, <i>J</i> = 3 and 8Hz, aromatic H), 6.54 (2H, m, aromatic H), 6.76 (1H, d, <i>J</i> = 8Hz, aromatic H), 6.85 (1H, d, <i>J</i> = 8Hz, aromatic H), 7.15 (1H, t, <i>J</i> = 8Hz, aromatic H), 7.24 (1H, t, <i>J</i> = 8Hz, aromatic H), 10.85 (1H, br, NH<sup>+</sup>)</p> <p>DMSO-d<sub>6</sub></p>
47		<p>1.99 (2H, m, CH<sub>2</sub>), 2.51 (2H, m, CH<sub>2</sub>CO and DMSO), 2.82 (2H, t, <i>J</i> = 7Hz, CH<sub>2</sub>-C-CO), 3.14 (6H, m, PhN[CH<sub>2</sub>-C-]<sub>2</sub>NCH<sub>2</sub>), 3.54 (2H, m, CH-N<sup>+</sup>-CH), 3.80 (3H, s, OCH<sub>3</sub>), 3.95 (2H, t, <i>J</i> = 7Hz, CON-CH<sub>2</sub>), 6.77 (1H, dd, <i>J</i> = 3 and 8Hz, aromatic H), 6.85 (1H, dd, <i>J</i> = 3 and 8Hz, aromatic H), 7.25 (2H, m, aromatic H), 7.32 (1H, d, <i>J</i> = 8Hz, aromatic H), 7.43 (2H, t, <i>J</i> = 8Hz, aromatic H), 10.35 (1H, br, NH<sup>+</sup>)</p> <p>DMSO-d<sub>6</sub></p>
48		<p>2.04 (2H, m, CH<sub>2</sub>), 2.50 (2H, m, CH<sub>2</sub>CO and DMSO), 2.82 (2H, t, <i>J</i> = 7Hz, CH<sub>2</sub>-C-CO), 3.29 (6H, m, PhN[CH<sub>2</sub>-C-]<sub>2</sub>NCH<sub>2</sub>), 3.54 (2H, m, CH-N<sup>+</sup>-CH), 3.80 (3H, s, OCH<sub>3</sub>), 3.95 (4H, m, CH-N<sup>+</sup>-CH and CON-CH<sub>2</sub>), 6.77 (1H, d, <i>J</i> = 8Hz, aromatic H), 6.86 (2H, m, aromatic H), 7.24 (1H, t, <i>J</i> = 8Hz, aromatic H), 7.46 (1H, dd, <i>J</i> = 3 and 8Hz, aromatic H), 7.52 (1H, t, <i>J</i> = 8Hz, aromatic H), 7.66 (1H, dd, <i>J</i> = 3 and 8Hz, aromatic H), 7.74 (1H, d, <i>J</i> = 3Hz, aromatic H), 11.15 (1H, br, NH<sup>+</sup>)</p> <p>DMSO-d<sub>6</sub></p>

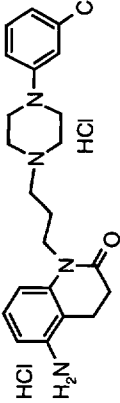
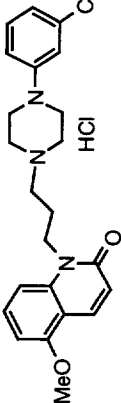
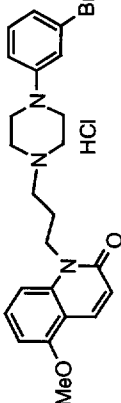
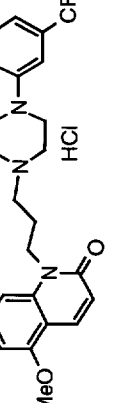
JM980333V: Y. Oshiro et al., 3,4-Dihydro-2(1H)-quinolinone as an Antidepressant Drug

49		<p>1.85 (2H, m, CH<sub>2</sub>), 2.45 (2H, t, <i>J</i> = 7Hz, CH<sub>2</sub>CO), 2.57 (6H, m, CH<sub>2</sub>Npip, CH<sub>2</sub>NCH<sub>2</sub>), 2.86 (2H, t, <i>J</i> = 7Hz, CH<sub>2</sub>-C-CO), 3.16 (4H, m, CH<sub>2</sub>NPhCH<sub>2</sub>), 3.63 (2H, br, NH<sub>2</sub>), 3.83 (3H, s, OCH<sub>3</sub>), 3.99 (2H, m, CONCH<sub>2</sub>), 6.19 (1H, dd, <i>J</i> = 3, 8Hz, aromatic H), 6.21 (1H, d, <i>J</i> = 3Hz, aromatic H), 6.34(1H, dd, <i>J</i> = 3, 8Hz, aromatic H), 6.61 (1H, d, <i>J</i> = 8Hz, aromatic H), 6.75 (1H, d, <i>J</i> = 8Hz, aromatic H), 7.02 (1H, t, <i>J</i> = 8Hz, aromatic H), 7.18 (1H, t, <i>J</i> = 8Hz, aromatic H)</p>	DMSO-d <sub>6</sub>
50		<p>1.34 (3H, t, <i>J</i> = 7Hz, CH<sub>3</sub>), 2.02 (2H, m, CH<sub>2</sub>), 2.51 (2H, m, CH<sub>2</sub>CO and DMSO), 2.82 (2H, t, <i>J</i> = 7Hz, CH<sub>2</sub>-C-CO), 3.14 (6H, m, PhN[CH<sub>2</sub>-C-]<sub>2</sub>NCH<sub>2</sub>-), 3.94 (4H, m, CH-N<sup>+</sup>-CH and CON-CH<sub>2</sub>), 4.04 (2H, q, <i>J</i> = 7Hz, OCH<sub>2</sub>), 6.75 (1H, d, <i>J</i> = 8Hz, aromatic H), 6.85 (2H, m, aromatic H), 6.95 (1H, dd, <i>J</i> = 3 and 8Hz, aromatic H), 7.04 (1H, d, <i>J</i> = 3Hz, aromatic H), 7.22 (2H, m, aromatic H), 11.09 (1H, br, NH<sup>+</sup>)</p>	DMSO-d <sub>6</sub>
51		<p>1.27 (6H, d, <i>J</i> = 6Hz, 2CH<sub>3</sub>), 2.03 (2H, m, CH<sub>2</sub>), 2.51 (2H, m, CH<sub>2</sub>CO and DMSO), 2.81 (2H, t, <i>J</i> = 7Hz, CH<sub>2</sub>-C-CO), 3.14 (6H, m, PhN[CH<sub>2</sub>-C-]<sub>2</sub>NCH<sub>2</sub>), 3.49 (2H, m, CH-N<sup>+</sup>-CH), 3.92 (4H, m, CH-N<sup>+</sup>-CH and CON-CH<sub>2</sub>), 4.59 (1H, m, OCH), 6.76 (1H, d, <i>J</i> = 8Hz, aromatic H), 6.81 (1H, d, <i>J</i> = 8Hz, aromatic H), 6.86 (1H, dd, <i>J</i> = 3 and 8Hz, aromatic H), 6.95 (1H, dd, <i>J</i> = 3 and 8Hz, aromatic H), 7.04 (1H, d, <i>J</i> = 3Hz, aromatic H), 7.20 (1H, t, <i>J</i> = 8Hz, aromatic H), 7.26 (1H, t, <i>J</i> = 8Hz, aromatic H), 11.07 (1H, br, NH<sup>+</sup>)</p>	DMSO-d <sub>6</sub>
52		<p>1.88 (2H, m, -CH<sub>2</sub>-), 2.46 (2H, t, <i>J</i> = 7Hz, -CH<sub>2</sub>CO-), 2.62 (8H, m, -N[CH<sub>2</sub>-CH<sub>2</sub>]<sub>2</sub>N-), 2.88 (2H, t, <i>J</i> = 7Hz, -CH<sub>2</sub>-C-CO-), 3.21 (4H, m, -CH<sub>2</sub>-piperazine), 4.00 (2H, d, <i>J</i> = 7Hz, -CH<sub>2</sub>-N-CO-), 6.45 (1H, d, <i>J</i> = 8Hz, aromatic H), 6.65 (1H, d, <i>J</i> = 8Hz, aromatic H), 6.79 (2H, m, aromatic H), 6.87 (1H, d, <i>J</i> = 3 Hz, aromatic H), 7.05 (1H, t, <i>J</i> = 8Hz, aromatic H), 7.16 (1H, t, <i>J</i> = 8Hz, aromatic H)</p>	CDCl <sub>3</sub>

53		<p>2.03 (2H, m, CH<sub>2</sub>), 2.60 (2H, m, CH<sub>2</sub>CO and DMSO), 3.00 (2H, t, <i>J</i> = 7Hz, CH<sub>2</sub>-C-CO), 3.14 (6H, m, PhN[CH<sub>2</sub>-C-l<sub>2</sub>NCH<sub>2</sub>]), 3.51 (2H, m, CH-N<sup>+</sup>-CH), 3.86 (2H, m, CH-N<sup>+</sup>-CH), 3.98 (2H, t, <i>J</i> = 7Hz, CON-CH<sub>2</sub>), 6.87 (1H, dd, <i>J</i> = 3 and 8Hz, aromatic H), 6.95 (1H, dd, <i>J</i> = 3 and 8Hz, aromatic H), 7.04 (1H, d, <i>J</i> = 3Hz, aromatic H), 7.26 (4H, m, aromatic H), 11.04 (1H, br, NH<sup>+</sup>)</p>	DMSO-d <sub>6</sub>
54		<p>2.04 (2H, m, CH<sub>2</sub>), 2.60 (2H, m, CH<sub>2</sub>CO and DMSO), 3.00 (2H, t, <i>J</i> = 7Hz, CH<sub>2</sub>-C-CO), 3.17 (6H, m, PhN[CH<sub>2</sub>-C-l<sub>2</sub>NCH<sub>2</sub>]), 3.50 (2H, m, CH-N<sup>+</sup>-CH), 3.72 (3H, s, OCH<sub>3</sub>), 3.79 (2H, m, CH-N<sup>+</sup>-CH), 3.97 (2H, t, <i>J</i> = 7Hz, CONCH<sub>2</sub>), 6.44 (1H, d, <i>J</i> = 3, 8Hz, aromatic H), 7.52 (1H, d, <i>J</i> = 3Hz, aromatic H), 6.57 (1H, dd, <i>J</i> = 3, 8Hz, aromatic H), 7.22 (4H, m, aromatic H), 11.19 (1H, br, NH<sup>+</sup>)</p>	DMSO-d <sub>6</sub>
55		<p>2.04 (2H, m, CH<sub>2</sub>), 2.61 (2H, m, CH<sub>2</sub>CO and DMSO), 3.01 (2H, t, <i>J</i> = 7Hz, CH<sub>2</sub>-C-CO), 3.27 (6H, m, PhN[CH<sub>2</sub>-C-l<sub>2</sub>NCH<sub>2</sub>]), 3.55 (2H, m, CH-N<sup>+</sup>-CH), 3.99 (4H, m, CH-N<sup>+</sup>-CH and CON-CH<sub>2</sub>), 7.18 (1H, dd, <i>J</i> = 3 and 8Hz, aromatic H), 7.23 (1H, dd, <i>J</i> = 3 and 8Hz, aromatic H), 7.31 (1H, t, <i>J</i> = 8Hz, aromatic H), 7.46 (1H, dd, <i>J</i> = 3 and 8Hz, aromatic H), 7.51 (1H, d, <i>J</i> = 8Hz, aromatic H), 7.66 (1H, dd, <i>J</i> = 3 and 8Hz, aromatic H), 7.74 (1H, d, <i>J</i> = 3Hz, aromatic H), 11.02 (1H, br, NH<sup>+</sup>)</p>	DMSO-d <sub>6</sub>
56		<p>1.97 (2H, m, CH<sub>2</sub>), 2.61 (2H, m, CH<sub>2</sub>CO and DMSO), 2.80 (2H, t, <i>J</i> = 7Hz, CH<sub>2</sub>-C-CO), 3.17 (6H, m, PhN[CH<sub>2</sub>-C-l<sub>2</sub>NCH<sub>2</sub>]), 3.55 (2H, m, CH-N<sup>+</sup>-CH), 3.74 (2H, m, CH-N<sup>+</sup>-CH), 3.99 (2H, t, <i>J</i> = 7Hz, CON-CH<sub>2</sub>), 6.30 (1H, dd, <i>J</i> = 3 and 8Hz, aromatic H), 6.35 (1H, d, <i>J</i> = 3Hz, aromatic H), 6.41 (1H, dd, <i>J</i> = 3 and 8Hz, aromatic H), 7.06 (4H, m, aromatic H), 7.20 (1H, t, <i>J</i> = 8Hz, aromatic H), 7.31 (1H, t, <i>J</i> = 8Hz, aromatic H), 9.26 (1H, s, OH), 9.51 (1H, br, NH<sup>+</sup>)</p>	DMSO-d <sub>6</sub>

57		<p>2.04 (2H, m, CH<sub>2</sub>), 2.61 (2H, t, <i>J</i> = 7Hz, CH<sub>2</sub>CO), 3.01 (2H, t, <i>J</i> = 7Hz, CH<sub>2</sub>-C-CO), 3.27 (6H, m, PhN[CH<sub>2</sub>-C-]<sub>2</sub>NCH<sub>2</sub>), 3.55 (2H, m, CH-N<sup>+</sup>-CH), 3.99 (4H, m, CH-N<sup>+</sup>-CH and CON-CH<sub>2</sub>), 6.18 (1H, dd, <i>J</i> = 3 and 8Hz, aromatic H), 7.23 (1H, dd, <i>J</i> = 3 and 8Hz, aromatic H), 7.31 (1H, t, <i>J</i> = 8Hz, aromatic H), 7.46 (1H, dd, <i>J</i> = 3 and 8Hz, aromatic H), 7.51 (1H, t, <i>J</i> = 8Hz, aromatic H), 7.66 (1H, dd, <i>J</i> = 3 and 8Hz, aromatic H), 7.74 (1H, d, <i>J</i> = 3Hz, aromatic H), 11.02 (1H, br, NH<sup>+</sup>)</p>	DMSO-d <sub>6</sub>
58		<p>1.72 (2H, m, CH<sub>2</sub>), 2.36 (2H, t, <i>J</i> = 7Hz, CH<sub>2</sub>CO), 2.51 (6H, m, N[CH<sub>2</sub>-C-]<sub>2</sub>NCH<sub>2</sub>), 2.59 (2H, t, <i>J</i> = 7Hz, CH<sub>2</sub>-C-CO), 3.02 (6H, m, CH<sub>2</sub>NPhCH<sub>2</sub>), 3.95 (2H, t, <i>J</i> = 7Hz, CON-CH<sub>2</sub>), 4.85 (2H, br, NH<sub>2</sub>), 6.04 (1H, dd, <i>J</i> = 3 and 8Hz, aromatic H), 6.15 (2H, m, aromatic H), 6.85 (1H, t, <i>J</i> = 8Hz, aromatic H), 7.16 (1H, d, <i>J</i> = 8Hz, aromatic H), 7.23 (1H, d, <i>J</i> = 8Hz, aromatic H), 7.30 (1H, t, <i>J</i> = 8Hz, aromatic H)</p>	DMSO-d <sub>6</sub>
59		<p>1.72 (2H, m, CH<sub>2</sub>), 2.02 (3H, s, COCH<sub>3</sub>), 2.34 (2H, t, <i>J</i> = 7Hz, CH<sub>2</sub>CO), 2.51 (6H, m, N[CH<sub>2</sub>-C-]<sub>2</sub>NCH<sub>2</sub>), 2.59 (2H, t, <i>J</i> = 7Hz, CH<sub>2</sub>-C-CO), 3.09 (4H, m, CH<sub>2</sub>NPhCH<sub>2</sub>), 3.93 (2H, t, <i>J</i> = 7Hz, CONCH<sub>2</sub>), 6.62 (1H, dd, <i>J</i> = 3, 8Hz, aromatic H), 7.01 (1H, dd, <i>J</i> = 3, 8Hz, aromatic H), 7.21 (5H, m, aromatic H), 9.78 (1H, br, NHAc)</p>	DMSO-d <sub>6</sub>
60		<p>2.01 (2H, m, CH<sub>2</sub>), 2.48 (3H, s, SCH<sub>3</sub>), 2.57 (2H, m, CH<sub>2</sub>CO and DMSO), 2.88 (2H, t, <i>J</i> = 7Hz, CH<sub>2</sub>-C-CO), 3.14 (6H, m, PhN[CH<sub>2</sub>-C-]<sub>2</sub>NCH<sub>2</sub>), 3.53 (2H, m, CH-N<sup>+</sup>-CH), 3.88 (2H, m, CH-N<sup>+</sup>-CH), 3.97 (2H, t, <i>J</i> = 7Hz, CONCH<sub>2</sub>), 6.87 (1H, dd, <i>J</i> = 3, 8Hz, aromatic H), 6.96 (1H, dd, <i>J</i> = 3, 8Hz, aromatic H), 7.04 (3H, m, aromatic H), 7.26 (1H, t, <i>J</i> = 8Hz, aromatic H), 7.29 (1H, t, <i>J</i> = 8Hz, aromatic H), 10.65 (1H, br, NH<sup>+</sup>)</p>	DMSO-d <sub>6</sub>

JM980333V: Y. Oshiro et al., 3,4-Dihydro-2(1H)-quinolinone as an Antidepressant Drug

<p><b>61</b></p>		<p>2.03 (2H, m, CH<sub>2</sub>), 2.56 (2H, m, CH<sub>2</sub>CO and DMSO), 2.92 (2H, t, <i>J</i> = 7Hz, CH<sub>2</sub>-C-CO), 3.21 (6H, m, PhN[CH<sub>2</sub>-C]<sub>2</sub>NCH<sub>2</sub>), 3.50 (2H, m, CH-N<sup>+</sup>-CH), 3.86 (2H, m, CH-N<sup>+</sup>-CH), 2.80-4.40 (3H, br, NH<sub>3</sub><sup>+</sup>), 3.94 (2H, t, <i>J</i> = 7Hz, CONCH<sub>2</sub>), 6.88 (1H, dd, <i>J</i> = 3, 8Hz, aromatic H), 6.97 (1H, dd, <i>J</i> = 3, 8Hz, aromatic H), 7.11 (3H, m, aromatic H), 7.29 (1H, t, <i>J</i> = 8Hz, aromatic H), 7.30 (1H, t, <i>J</i> = 8Hz, aromatic H), 10.89 (1H, br, NH<sup>+</sup>)</p>	<p>DMSO-d<sub>6</sub></p>
<p><b>62</b></p>		<p>2.00 (2H, m, CH<sub>2</sub>), 3.21 (6H, m, PhN[CH<sub>2</sub>-C]<sub>2</sub>NCH<sub>2</sub>), 3.53 (2H, m, CH-N<sup>+</sup>-CH), 3.85 (2H, m, CH-N<sup>+</sup>-CH), 4.00 (3H, s, OCH<sub>3</sub>), 4.30 (2H, t, <i>J</i> = 7Hz, CON-CH<sub>2</sub>), 6.56 (1H, d, <i>J</i> = 9Hz, C=CH-CO), 6.97 (3H, m, aromatic H), 7.03 (1H, d, <i>J</i> = 3Hz, aromatic H), 7.25 (2H, m, aromatic H), 7.58 (1H, t, <i>J</i> = 8Hz, aromatic H), 8.10 (1H, d, <i>J</i> = 9Hz, CH=C-CO), 11.21 (1H, br, NH<sup>+</sup>)</p>	<p>DMSO-d<sub>6</sub></p>
<p><b>63</b></p>		<p>2.13 (2H, m, CH<sub>2</sub>), 3.20 (6H, m, PhN[CH<sub>2</sub>-C]<sub>2</sub>NCH<sub>2</sub>), 3.53 (2H, m, CH-N<sup>+</sup>-CH), 3.86 (2H, m, CH-N<sup>+</sup>-CH), 3.93 (3H, s, OCH<sub>3</sub>), 4.30 (2H, t, <i>J</i> = 7Hz, CON-CH<sub>2</sub>), 6.57 (1H, d, <i>J</i> = 9Hz, C=CH-CO), 6.88 (1H, d, <i>J</i> = 8Hz, aromatic H), 6.99 (1H, d, <i>J</i> = 8Hz, aromatic H), 7.14 (2H, m, aromatic H), 7.25 (1H, d, <i>J</i> = 8Hz, aromatic H), 7.50 (1H, t, <i>J</i> = 8Hz, aromatic H), 8.11 (1H, d, <i>J</i> = 9Hz, CH=C-CO), 11.15 (1H, br, NH<sup>+</sup>)</p>	<p>DMSO-d<sub>6</sub></p>
<p><b>64</b></p>		<p>2.14 (2H, m, CH<sub>2</sub>), 3.24 (6H, m, PhN[CH<sub>2</sub>-C]<sub>2</sub>NCH<sub>2</sub>), 3.56 (2H, m, CH-N<sup>+</sup>-CH), 3.93 (5H, m, CH-N<sup>+</sup>-CH and OCH<sub>3</sub>), 4.31 (2H, t, <i>J</i> = 7Hz, CON-CH<sub>2</sub>), 6.57 (1H, d, <i>J</i> = 9Hz, C=CH-CO), 6.89 (1H, d, <i>J</i> = 8Hz, aromatic H), 7.15 (1H, d, <i>J</i> = 8Hz, aromatic H), 7.27 (3H, m, aromatic H), 7.47 (1H, t, <i>J</i> = 8Hz, aromatic H), 8.11 (1H, d, <i>J</i> = 9Hz, CH=C-CO), 11.15 (1H, br, NH<sup>+</sup>)</p>	<p>DMSO-d<sub>6</sub></p>