

ORGANOMETALLICS

Organometallics, 1996, 15(19), 3913-3915, DOI:[10.1021/om960371h](https://doi.org/10.1021/om960371h)

Terms & Conditions

Electronic Supporting Information files are available without a subscription to ACS Web Editions. The American Chemical Society holds a copyright ownership interest in any copyrightable Supporting Information. Files available from the ACS website may be downloaded for personal use only. Users are not otherwise permitted to reproduce, republish, redistribute, or sell any Supporting Information from the ACS website, either in whole or in part, in either machine-readable form or any other form without permission from the American Chemical Society. For permission to reproduce, republish and redistribute this material, requesters must process their own requests via the RightsLink permission system. Information about how to use the RightsLink permission system can be found at <http://pubs.acs.org/page/copyright/permissions.html>



ACS Publications

MOST TRUSTED. MOST CITED. MOST READ.

Copyright © 1996 American Chemical Society

General Considerations. All manipulations were performed under inert atmosphere of argon, nitrogen or hydrogen using either standard Schlenk techniques or a Vacuum Atmospheres glove box. Elemental analyses were performed by E+R Microanalytical Laboratory. Nuclear magnetic resonance (NMR) spectra were recorded on a Bruker AC-250 MHz or a Varian Unity-300 Fourier transform spectrometer. Infra-red (IR) spectra were recorded on a Perkin-Elmer 1600 series Fourier transform spectrometer. Dry, oxygen-free solvents were employed throughout, which were distilled over sodium benzophenone under an argon atmosphere. $\text{Cp}^*_2\text{SmCH}(\text{SiMe}_3)_2$,¹ *N*-(1-methylbenzylidene)methylamine,² *N*-(1-methyl-*p*-chlorobenzylidene)methylamine,² *N*-(1-methyl-*p*-bromobenzylidene)methylamine,² 2-phenyl-1-pyrroline^{3,4} were prepared according to literature procedures. All other reagents are commercially available and were distilled prior to use.

$\text{Cp}^*_2\text{Sm}[o\text{-C}_6\text{H}_4\text{C}=\text{NCH}_2\text{CH}_2\text{CH}_2]$ (1). Pentane (25 mL) was added to a Schlenk flask containing 0.310 g (0.53 mmol) of $\text{Cp}^*_2\text{SmCH}(\text{SiMe}_3)_2$. The solution was stirred for 3 h under H_2 (1 atm) atmosphere at 0 °C. A pentane (5 mL) solution of 2-phenyl-1-pyrroline (0.085 g, 0.59 mmol) was then added under Ar atmosphere. The color of the reaction mixture changed to dark-red, and gas evolution was observed. Removal of volatiles after 2 h, was followed by extraction of the resulting residue with pentane (20 mL). Concentration (10 mL) and cooling (-40 °C) gave the product as yellow crystals (mp 254-255 °C) of **1** (0.21 g, 70 %). Anal. Calcd for $\text{C}_{30}\text{H}_{40}\text{NSm}$: C, 63.6; H, 7.12. Found: C, 63.5; H, 7.25; IR (Nujol, NaCl, cm^{-1}): 1618 m, 1579 s, 1534 m, 1340 m, 1308 m, 1255 w, 1234 w, 1157 m, 1085 m, 1055 s, 961 m, 799 w, 761 m, 722 s, 690 m; ^1H NMR (benzene- d_6 , 30 °C): δ -7.02 (s, 3 H, NCH_2), -1.24 (s, 1 H, *o*-CH), -0.61 (br s, 2 H, CH_2), 1.35 (s, 30 H, C_5Me_5), 3.33 (t, $J = 7.2$ Hz, 2 H, CH_2), 6.39 (d, $J = 7.5$ Hz, 1 H, CH), 8.01 (t, $J = 8.1$ Hz, 1 H, CH), 8.80 (d, $J = 8.1$ Hz, 1 H, CH); $^{13}\text{C}\{^1\text{H}\}$

NMR (benzene- d_6 , 22 °C): δ 16.05 (C_5Me_5), 31.51, 46.69, 61.81, 116.36 (C_5Me_5), 127.13, 138.83, 158.11, 195.61.

Cp*₂Sm[*o*-C₆H₄C(Me)=N(Me)] (2). The procedure used for **1** was performed using 0.500 g (0.86 mmol) of Cp*₂SmCH(SiMe₃)₂ and 0.138 g (1.0 mmol) *N*-(1-methylbenzylidene)methylamine. The product (0.16 g) was isolated as yellow crystals in 33 % yield (mp 242-243 °C). Anal. Calcd for C₂₉H₄₀NSm: C, 62.8; H, 7.27. Found: C, 59.1; H, 6.65; IR (Nujol, NaCl, cm⁻¹): 1637 m, 1591 s, 1539 w, 1372 m, 1291 m, 1081 s, 947 m, 799 w, 761 s, 706 m, 692 m; ¹H NMR (benzene- d_6 , 22 °C): δ -10.45 (s, 3 H, NCH₃), - 3.27 (s, 1 H, *o*-CH), 1.40 (s, 30 H, C₅Me₅), 2.44 (s, 3 H, C(CH₃)=NCH₃), 6.17 (d, *J* = 7.2 Hz, 1 H, CH), 8.12 (t, *J* = 8.1 Hz, 1 H, CH), 9.29 (d, *J* = 7.2 Hz, 1 H, CH); ¹³C{¹H} NMR (benzene- d_6 , 22 °C): δ 16.20 (C_5Me_5), 116.63 (C_5Me_5), 127.26, 128.50, 138.78, 165.78, 192.97.

Cp*₂Sm[*o*-C₆H₄-*p*-Cl-C(Me)=N(Me)] (3). The procedure used for **1** was employed with 0.320 g (0.55 mmol) of Cp*₂SmCH(SiMe₃)₂ and 0.090 g (0.55 mmol) of *N*-(1-methyl-*p*-chlorobenzylidene)methylamine. The product was isolated as orange crystals (mp 242-243 °C) in 47 % yield (0.15 g). Anal. Calcd for C₂₉H₃₉ClNSm: C, 59.2; H, 6.68. Found: C, 59.0; H, 6.92; IR (Nujol, NaCl, cm⁻¹): 1598 s, 1525 m, 1290 m, 1238 w, 1146 m, 1088 s, 1009 m, 881 w, 811 m, 767 m, 725 m; ¹H NMR (benzene- d_6 , 22 °C): δ -10.52 (s, 3 H, NCH₃), - 3.51 (s, 1 H, *o*-CH), 1.30 (s, 30 H, C₅Me₅), 2.32 (s, 3 H, C(CH₃)=NCH₃), 8.09 (d, *J* = 8.4 Hz, 1 H, CH), 8.85 (d, *J* = 8.7 Hz, 1 H, CH); ¹³C{¹H} NMR (benzene- d_6 , 22 °C): δ 16.26 (C_5Me_5), 117.02 (C_5Me_5), 127.38, 128.81, 137.66, 149.14, 195.95.

Cp*₂Sm[*o*-C₆H₄-*p*-Br-C(Me)=N(Me)] (4). The above procedure was performed using 0.210 g (0.36 mmol) of Cp*₂SmCH(SiMe₃)₂ and 0.077 g (0.36 mmol) of *N*-(1-methyl-*p*-bromobenzylidene)methylamine, to give the product as orange crystals (mp 243-244 °C) of **4** (0.12 g, 53 %). Anal. Calcd for C₂₉H₃₉BrNSm: C, 55.0; H, 6.22. Found: C, 51.7; H, 6.02. IR (Nujol, NaCl, cm⁻¹): 1600 s, 1520 m, 1290 m, 1238 w, 1149 m,

1085 s, 1003 m, 884 w, 811 m, 756 m, 723 m. ^1H NMR (benzene- d_6 , 22 °C): δ -10.38 (s, 3 H, NCH₃), - 3.45 (s, 1 H, *o*-CH), 1.27 (s, 30 H, C₅Me₅), 2.34 (s, 3 H, C(CH₃)=NCH₃), 8.23 (d, J = 8.4, 1 H, CH), 8.70 (d, J = 8.1 Hz, 1 H, CH); $^{13}\text{C}\{^1\text{H}\}$ NMR (toluene- d_8 , 22 °C): δ 16.31 (C₅Me₅), 117.00 (C₅Me₅), 130.27, 140.63, 154.73, 192.51, 203.93.

Cp*₂Sm[*o*-C₆H₄C(H)=N(Me)] (5). The above procedure was performed using 0.300 g (0.51 mmol) of Cp*₂SmCH(SiMe₃)₂ and 0.060 g (0.51 mmol) N-(1-methylbenzylidene)amine, afforded a yellow powder (80 % pure) in 22 % yield (0.06 g). Attempts to obtain pure **5** failed (by recrystallization from pentane). However, this reaction is observed to proceed cleanly by ^1H NMR spectroscopy (in benzene- d_6). IR (Nujol, NaCl, cm⁻¹): 1653 m, 1591 s, 1311 m, 1260 m, 1156 m, 1086 s, 1034 m, 955 m, 796 w, 723 s, 697 m; ^1H NMR (benzene- d_6 , 22 °C): δ -7.22 (s, 3 H, NCH₃), - 3.94 (s, 1 H, *o*-CH), 1.34 (s, 30 H, C₅Me₅), 6.52 (d, J = 6 Hz, 1 H, CH), 7.00 (s, 1 H, C(H)=NCH₃), 8.06 (t, J = 6 Hz, 1 H, CH), 8.65 (d, J = 7 Hz, 1 H, CH).

References

1. Jeske, G.; Lauke, H.; Mauermann, H.; Swepston, P. N.; Schumann, H.; Marks, T. J. *J. Am. Chem. Soc.* **1985**, *107*, 8091.
2. Evans, D. A.; Domeier, L. A. *Org. Synth., Coll. Vol. VI*, 818.
3. Willoughby, C. A.; Buchwald, S. L. *J. Am. Chem. Soc.* **1994**, *116*, 8952.
4. Haslego, M. L.; Maryanoff, C. A.; Scott, L.; Sorgi, K. L. *Heterocycles* **1993**, *35*, 643.

Experimental

A yellow, irregular shaped crystal was mounted on a thin glass fiber using silicone grease. The crystal, which was mounted from a pool of mineral oil bathed in argon, was then immediately placed under a liquid, N₂ stream on a Siemens P4/PC diffractometer. The radiation used was graphite monochromatized MoK α radiation (λ = 0.71069 Å). The lattice parameters were optimized from a least-squares calculation on 25 carefully centered reflections of high Bragg angle. The data was collected using ω scans with a 1.48° scan range. Three check reflections monitored every 97 reflections showed no systematic variation of intensities. Lattice determination and data collection were carried out using XSCANS Version 2.10b software. All data reduction, including Lorentz and polarization corrections and structure solution and graphics were performed using SHELXTL PC Version 4.2/360 software. The structure refinement was performed using SHELX 93 software¹. The data were corrected for absorption using the ellipsoid option in the XEMP facility of SHELXTL PC. Data collection parameters are given in Table 1.

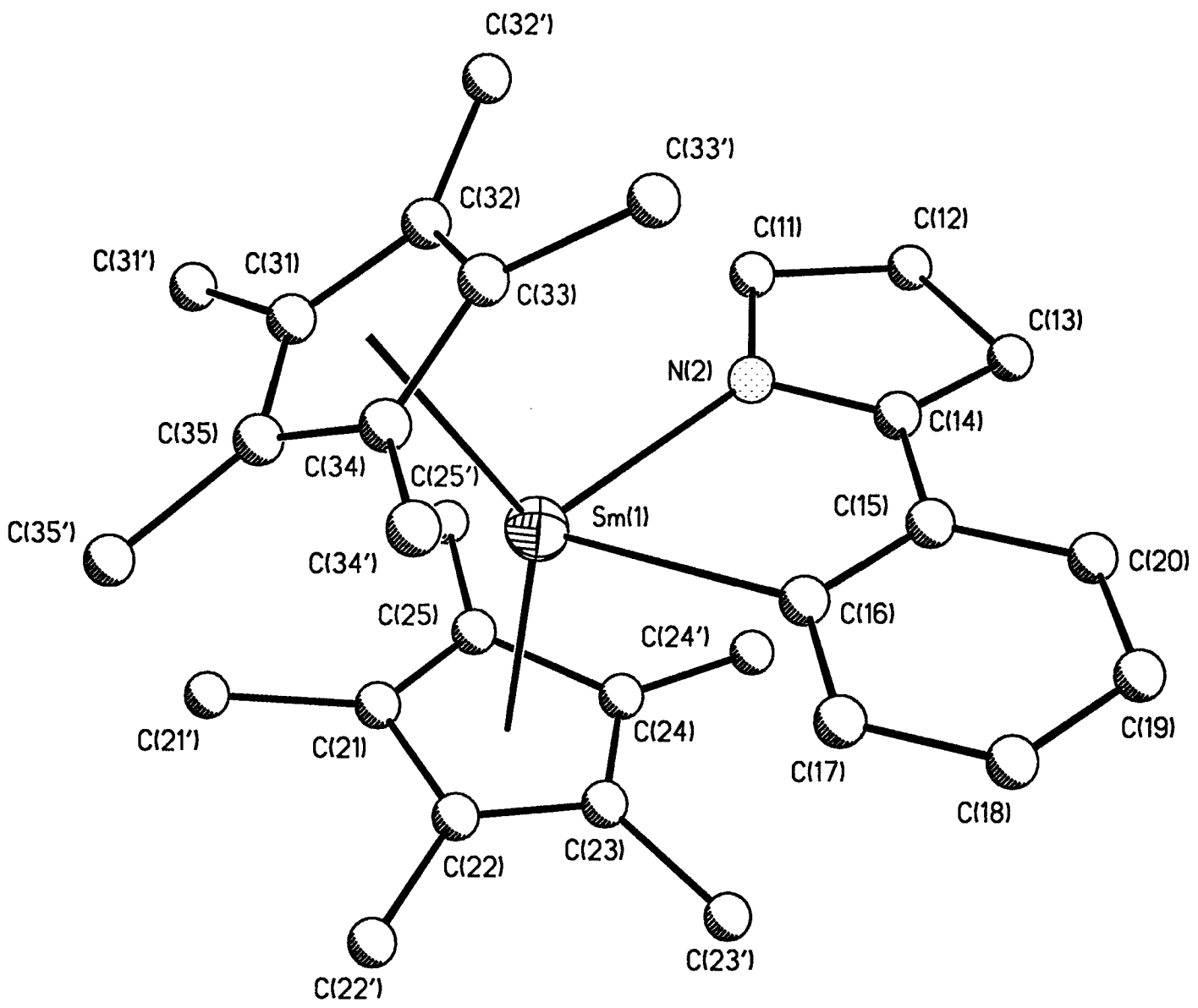
Structure Solution and Refinement

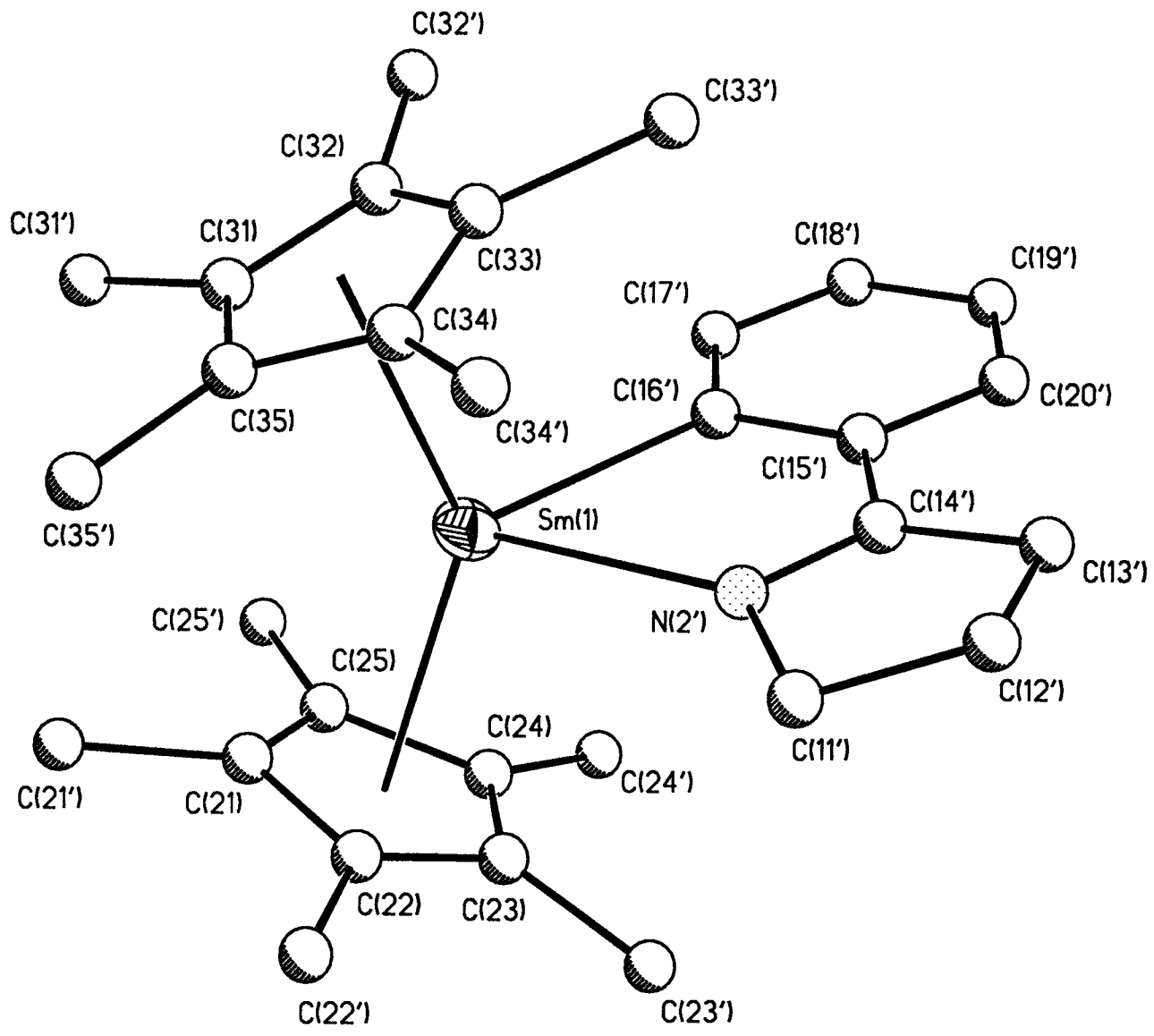
The structure was solved in space group P $\bar{1}$ using Patterson techniques to reveal two samarium atoms in the unit cell. Structure refinement was initiated with these two samarium atoms and several subsequent difference maps revealed the Cp* and 2-phenylcyclopentamine (L) ligand atoms. The refinement was plagued by severe disorder. The two Cp* and L ligands bonded to Sm1 were easily identified and refined. The Cp* and the L ligands of Sm(2) were more problematic, but using rigid body restraints for the Cp* ligands allowed the full Sm(2)(Cp*)₂L molecule to be refined. At this juncture, with only the samarium atoms refined anisotropically, R₁= 0.13. It was apparent that the Cp* ligands of Sm(2) and the L ligands of both Sm1 and Sm2 were disordered. The Cp* ligands on Sm(2) were each modeled as two one-half occupancy Cp* ligands and refined using rigid body constraints (1.41 Å for ring C-C bonds and 1.50 Å for ring-methyl C-C bonds). The L ligands of both Sm(1) and Sm(2) were modeled as two one-half occupancy ligands, with the imine of one half-occupancy ligand eclipsing the phenyl of the other half-occupancy ligand. The phenyl rings of all L ligands were refined as rigid hexagons with C-C = 1.39 Å. At this time the SHELXL listing file recommended splitting Sm(2) into two atoms. Subsequent refinements included two one-half occupancy Sm(2) atoms [Sm(2) and Sm(2')]. The final refinement included isotropic thermal parameters on all atoms except for the samarium atoms and converged to R₁= 0.0975 and R_{2w}= 0.2493.² The four molecular structures resulting from the refinement of the two disordered Sm(Cp*)₂L molecules are shown in Figures 1-4. Bond distances and angles are listed in Table 3. Attempts to find a transformation to a higher symmetry monoclinic cell were not successful.

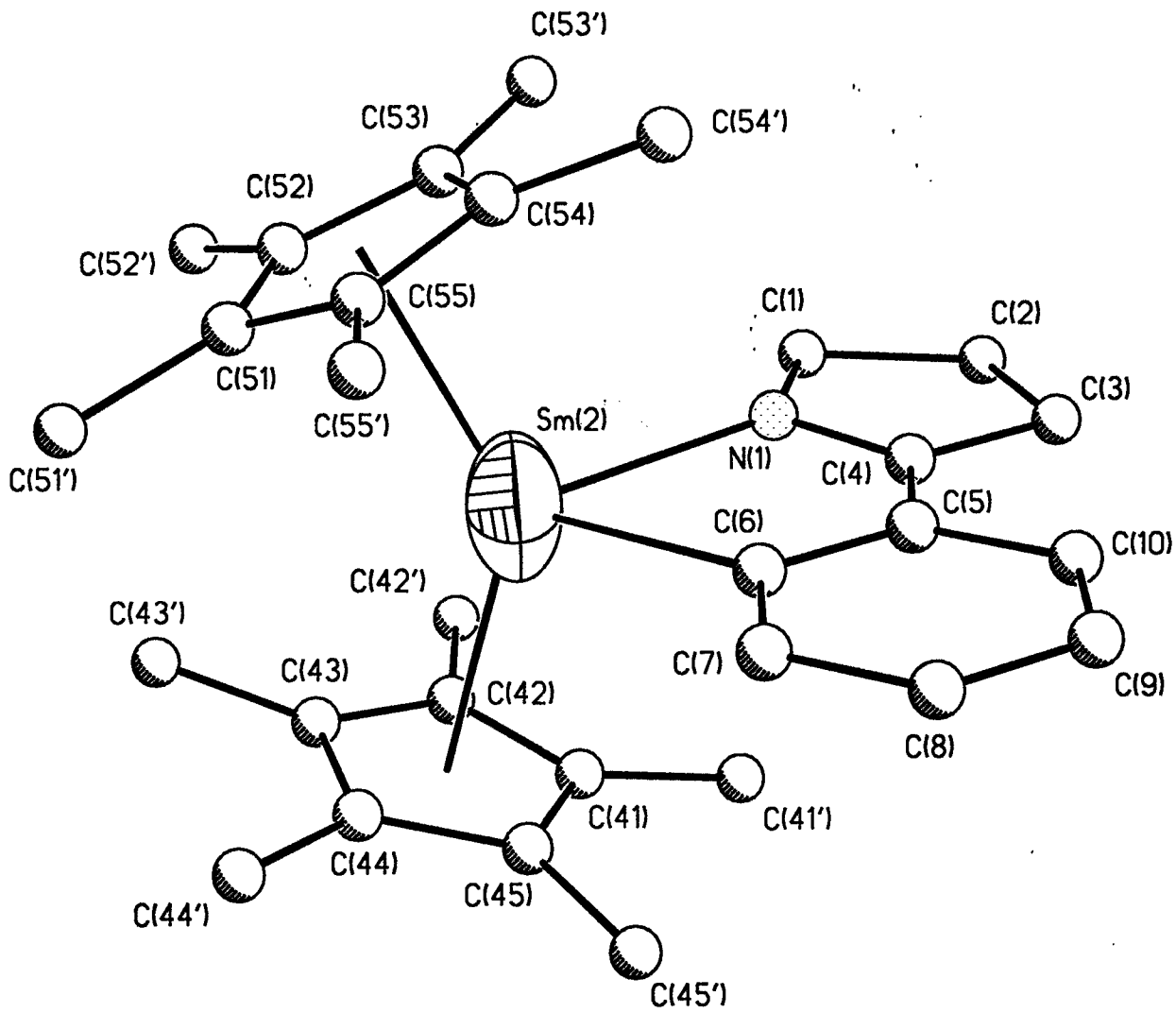
References

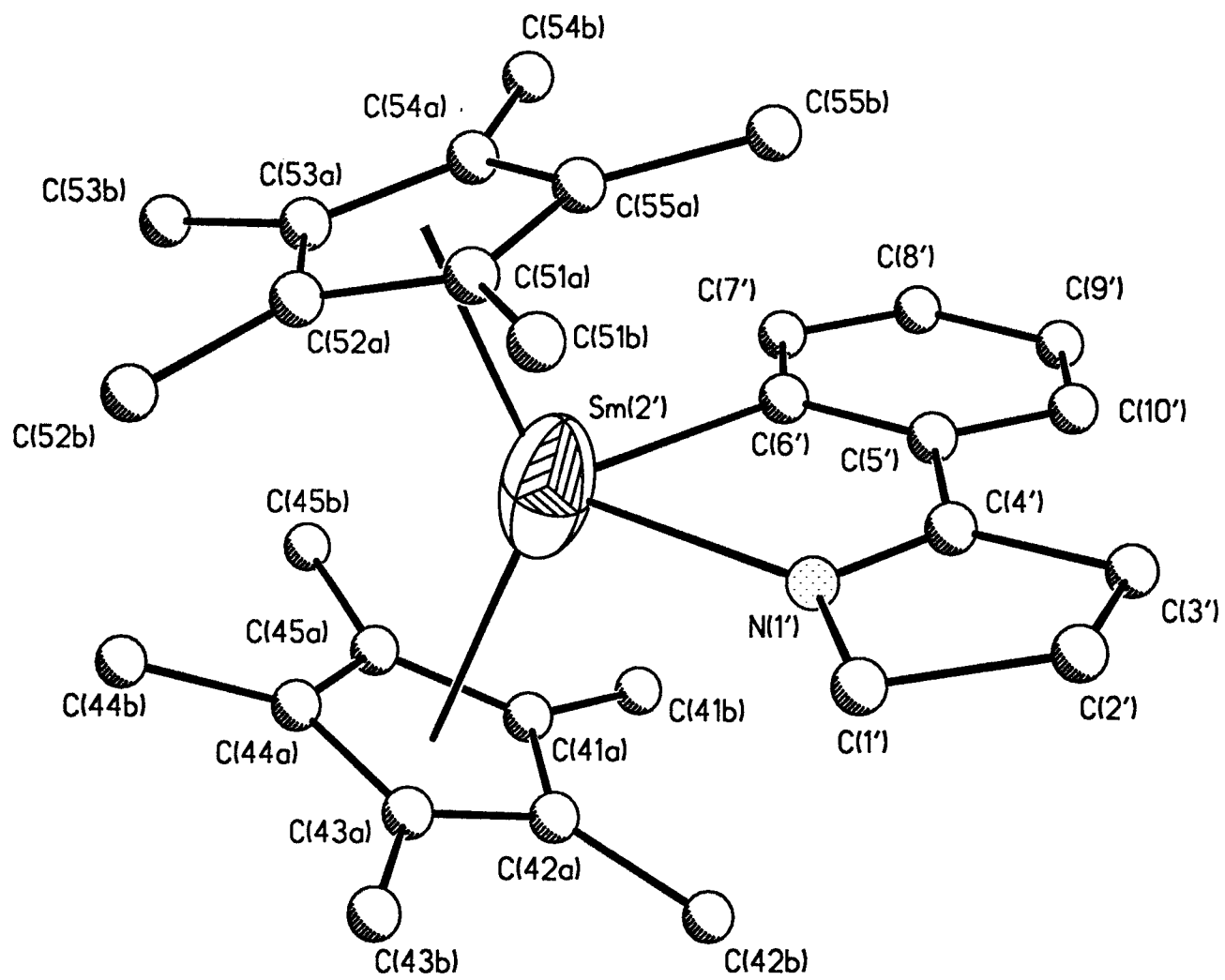
1. XSCANS and SHELXTL PC are products of Siemens Analytical X-ray Instruments, Inc., 6300 Enterprise Lane, Madison, Wisconsin 53719. SHELX-93 is a program for crystal structure refinement written by G. M. Sheldrick, (1993), Univ. of Göttingen, Germany.

2. $R_1 = \frac{\sum |F_o| - |F_c|}{\sum |F_o|}$ and $R_{2w} = \left[\frac{\sum [w(F_o^2 - F_c^2)^2]}{\sum [w(F_o^2)^2]} \right]^{1/2}$. The parameter $w = 1/[\sigma^2(F_o^2) + (0.1177 * P)^2 + 72.4471 * P]$









Centroid Information for Sm(Cp*)₂(2-phenylcyclopentamine)

Ce1 = C21 to C25

Ce2 = C31 to C35

Ce3 = C41 to C45

Ce4 = C51 to C55

Ce5 = C41a to C45a

Ce6 = C51a to C55a

Ce1-Sm1-Ce2= 140.1°

Ce3-Sm2-Ce4= 137.7°

Ce5-Sm2'-Ce6= 135.8°

Sm1-Ce1= 2.446 Å

Sm1-Ce2= 2.459 Å

Sm2-Ce3= 2.435 Å

Sm2-Ce4= 2.502 Å

Sm2'-Ce5= 2.538 Å

Sm2'-Ce6= 2.422 Å

Table 1. Crystal data and structure refinement for	
Sm(Cp[*])₂ (2-phenylcyclopentaimine).	
Empirical formula	C ₃₀ H ₃₇ NSm
Formula weight	561.96
Temperature	193 K
Wavelength	0.71073 Å
Crystal system	Triclinic
Space group	P $\bar{1}$
Unit cell dimensions	a = 11.441(4) Å α = 87.89(2) ^o b = 15.032(3) Å β = 89.20(2) ^o c = 15.432(3) Å γ = 81.68(2) ^o
Volume	2624.2(12) Å ³
Z	4
Density (calculated)	1.422 Mg/m ³
Absorption coefficient	2.254 mm ⁻¹
Absorption correction	Semi-empirical
Min./Max. Transmission	0.809 / 0.868
F(000)	1144
Crystal size	0.16 x 0.21 x 0.25 mm
θ range for data collection	2.51 to 17.50 ^o
Index ranges	-1 \leq h \leq 9, -12 \leq k \leq 12, -13 \leq l \leq 13
Reflections collected	4062
Independent reflections	3312 (R _{int} = 0.0264)
Refinement method	Full-matrix least-squares on F ²
Data / restraints / parameters	3311 / 0 / 305
Goodness-of-fit on F ²	1.175
Final R indices [I > 2 σ (I)]	R1 = 0.0975, wR2 = 0.2493
Final R indices	R1 = 0.0975, wR2 = 0.2493 [4845F _o > 4 σ (F _o)]
R indices (all data)	R1 = 0.1214, wR2 = 0.2729
Extinction coefficient	0.027(3)
Largest diff. peak and hole	1.358 and -1.892 eÅ ⁻³ (1.1Å from Sm1).

Table 2. Atomic coordinates [$\times 10^4$] and equivalent isotropic displacement parameters [$\text{\AA}^2 \times 10^3$] for $\text{Sm}(\text{Cp}^*)_2$ (2-phenylcyclopentamine). $U(\text{eq})$ is defined as one third of the trace of the orthogonalized U_{ij} tensor.

	x	y	z	U(eq)
Sm(1)	4981(1)	7531(1)	2447(1)	29(1)
Sm(2')	199(10)	7681(8)	7403(8)	98(3)
Sm(2)	-255(11)	7346(8)	7520(9)	115(4)
N(1)	-990(47)	8320(28)	8719(28)	46(15)
C(1)	-1662(48)	9232(33)	8708(34)	38(14)
C(2)	-1605(54)	9584(41)	9666(42)	45(20)
C(3)	-904(48)	8714(33)	10184(43)	44(15)
C(4)	-551(40)	8084(31)	9484(25)	12(11)
C(5)	102(27)	7192(16)	9634(19)	17(12)
C(6)	442(29)	6609(20)	8968(15)	16(12)
C(7)	1114(30)	5779(19)	9149(19)	41(14)
C(8)	1446(30)	5530(18)	9996(22)	47(16)
C(9)	1107(31)	6113(22)	10663(16)	50(16)
C(10)	435(29)	6944(20)	10482(17)	38(13)
N(2)	4263(34)	8582(28)	3630(25)	40(12)
C(11)	3547(45)	9498(34)	3637(33)	49(15)
C(12)	3727(62)	9939(46)	4522(44)	93(22)
C(13)	4468(40)	9042(29)	5071(28)	30(12)
C(14)	4677(39)	8353(30)	4430(30)	29(13)
C(15)	5364(26)	7436(16)	4579(19)	20(12)
C(16)	5672(26)	6854(21)	3907(14)	24(13)
C(17)	6362(26)	6027(18)	4072(15)	12(11)
C(18)	6744(25)	5782(15)	4909(17)	30(12)
C(19)	6437(26)	6363(19)	5582(13)	20(11)
C(20)	5747(27)	7190(17)	5417(16)	38(13)
N(1')	1047(38)	6697(27)	8557(28)	49(12)
C(1')	1822(46)	5781(34)	8543(33)	51(15)
C(2')	1712(45)	5370(34)	9511(37)	46(15)
C(3')	1092(48)	6238(35)	10078(35)	53(16)
C(4')	676(37)	6918(29)	9347(28)	15(12)
C(5')	-92(29)	7749(17)	9497(19)	14(14)
C(6')	-509(33)	8362(21)	8837(15)	21(16)
C(7')	-1155(33)	9186(19)	9038(20)	24(13)
C(8')	-1384(35)	9397(19)	9899(24)	48(26)
C(9')	-967(37)	8784(25)	10559(17)	54(22)
C(10')	-321(31)	7960(22)	10359(17)	42(14)
N(2')	5765(27)	6402(23)	3636(19)	8(9)
C(11')	6540(39)	5520(30)	3661(28)	29(12)
C(12')	6389(49)	5095(37)	4536(35)	59(16)
C(13')	5768(46)	5947(33)	5095(32)	45(14)
C(14')	5439(40)	6632(31)	4434(30)	30(13)
C(15')	4730(29)	7494(19)	4599(21)	27(13)
C(16')	4330(31)	8123(24)	3947(15)	44(16)
C(17')	3628(30)	8921(21)	4156(18)	38(14)
C(18')	3327(30)	9091(18)	5016(21)	65(17)
C(19')	3728(30)	8462(22)	5667(16)	40(14)

C(20')	4429(29)	7664(19)	5459(18)	38(13)
C(21)	6288(21)	8189(16)	1186(15)	39(7)
C(22)	7086(24)	7551(18)	1654(17)	54(8)
C(23)	7256(22)	7880(17)	2450(16)	41(7)
C(24)	6635(27)	8694(21)	2517(19)	67(9)
C(25)	5975(24)	8893(18)	1675(17)	55(8)
C(21')	6000(27)	8167(20)	213(19)	72(9)
C(22')	7665(30)	6633(23)	1278(21)	89(11)
C(23')	8137(33)	7451(24)	3093(24)	100(12)
C(24')	6595(34)	9355(25)	3238(24)	104(12)
C(25')	5202(29)	9813(22)	1448(21)	83(10)
C(31)	3153(20)	7425(15)	1382(14)	35(7)
C(32)	2637(20)	7430(15)	2210(15)	35(7)
C(33)	3049(22)	6654(17)	2607(16)	43(7)
C(34)	3870(23)	6114(17)	2073(16)	47(7)
C(35)	3886(20)	6582(15)	1292(14)	33(6)
C(31')	2843(26)	8133(20)	687(19)	69(9)
C(32')	1703(28)	8141(21)	2553(20)	80(10)
C(33')	2694(31)	6372(23)	3588(22)	89(11)
C(34')	4440(39)	5158(29)	2331(28)	127(14)
C(35')	4509(32)	6229(24)	477(23)	98(11)
C(41)	1483(20)	8371(16)	7473(14)	10(11)
C(42)	858(23)	8597(18)	6698(16)	46(15)
C(43)	1072(26)	7855(19)	6158(18)	72(18)
C(44)	1830(26)	7171(19)	6599(18)	78(19)
C(45)	2085(24)	7489(18)	7411(16)	69(18)
C(41')	1506(32)	8963(24)	8229(21)	63(17)
C(42')	98(37)	9472(26)	6486(24)	113(27)
C(43')	580(41)	7804(28)	5270(27)	130(30)
C(44')	2286(41)	6263(28)	6262(27)	109(25)
C(45')	2858(39)	6980(26)	8091(24)	129(29)
C(41A)	1620(25)	9077(21)	7492(18)	57(16)
C(42A)	2400(26)	8260(20)	7483(18)	59(17)
C(43A)	2348(26)	7899(20)	6657(19)	89(21)
C(44A)	1536(27)	8493(21)	6155(19)	96(23)
C(45A)	1086(26)	9221(21)	6671(19)	72(19)
C(41B)	1398(39)	9686(30)	8243(26)	113(26)
C(42B)	3152(42)	7848(30)	8222(27)	136(31)
C(43B)	3035(41)	7036(30)	6363(28)	100(23)
C(44B)	1208(44)	8371(32)	5234(29)	141(32)
C(45B)	196(42)	10009(32)	6396(28)	119(28)
C(51)	-1318(26)	6206(20)	6438(19)	112(27)
C(52)	-2084(27)	7032(20)	6461(19)	69(18)
C(53)	-2544(27)	7129(21)	7313(19)	46(15)
C(54)	-2062(29)	6362(21)	7818(20)	53(16)
C(55)	-1304(27)	5791(21)	7277(20)	96(23)
C(51')	-637(42)	5833(30)	5659(28)	85(20)
C(52')	-2362(43)	7693(30)	5710(28)	160(37)
C(53')	-3396(43)	7910(31)	7628(28)	140(32)
C(54')	-2311(46)	6184(32)	8763(29)	189(45)
C(55')	-606(44)	4900(32)	7546(29)	124(28)
C(51A)	-867(26)	6292(20)	6836(19)	74(19)
C(52A)	-866(27)	6828(20)	6056(19)	118(27)
C(53A)	-1570(27)	7672(21)	6199(19)	79(20)
C(54A)	-2007(27)	7657(20)	7067(19)	75(19)
C(55A)	-1572(27)	6804(19)	7461(19)	23(12)
C(51B)	-231(42)	5343(29)	6975(27)	118(27)
C(52B)	-228(43)	6551(29)	5222(28)	99(23)
C(53B)	-1812(44)	8449(31)	5544(28)	117(27)

C(54B)	-2794(44)	8415(30)	7496(28)	144(33)
C(55B)	-1817(43)	6496(28)	8381(28)	201(51)

Table 3. Bond lengths [Å] for 1.

Sm(1)-N(2)	2.51(4)	Sm(1)-C(16)	2.53(2)
Sm(1)-N(2')	2.54(3)	Sm(1)-C(16')	2.57(2)
Sm(1)-C(21)	2.68(2)	Sm(1)-C(22)	2.69(3)
Sm(1)-C(23)	2.73(2)	Sm(1)-C(24)	2.76(2)
Sm(1)-C(25)	2.71(3)	Sm(1)-C(31)	2.70(2)
Sm(1)-C(32)	2.74(2)	Sm(1)-C(33)	2.74(2)
Sm(1)-C(34)	2.72(3)	Sm(1)-C(35)	2.75(2)
Sm(2')-Sm(2)	0.789(14)	Sm(2')-N(1')	2.40(4)
Sm(2')-C(6')	2.55(3)	Sm(2')-C(41A)	2.84(3)
Sm(2')-C(42A)	2.79(3)	Sm(2')-C(43A)	2.76(3)
Sm(2')-C(44A)	2.80(3)	Sm(2')-C(45A)	2.85(3)
Sm(2')-C(51A)	2.74(3)	Sm(2')-C(52A)	2.86(3)
Sm(2')-C(53A)	2.77(3)	Sm(2')-C(54A)	2.59(3)
Sm(2')-C(55A)	2.57(3)	Sm(2)-N(1)	2.46(4)
Sm(2)-C(6)	2.54(3)	Sm(2)-C(41)	2.68(3)
Sm(2)-C(42)	2.69(3)	Sm(2)-C(43)	2.73(3)
Sm(2)-C(44)	2.74(3)	Sm(2)-C(45)	2.72(3)
Sm(2)-C(51)	2.84(3)	Sm(2)-C(52)	2.78(3)
Sm(2)-C(53)	2.71(3)	Sm(2)-C(54)	2.74(4)
Sm(2)-C(55)	2.82(3)	N(1)-C(4)	1.31(6)
N(1)-C(1)	1.47(6)	C(1)-C(2)	1.59(8)
C(2)-C(3)	1.62(9)	C(3)-C(4)	1.47(7)
C(4)-C(5)	1.45(6)	N(2)-C(14)	1.34(6)
N(2)-C(11)	1.50(6)	C(11)-C(12)	1.57(8)
C(12)-C(13)	1.69(8)	C(13)-C(14)	1.45(6)
C(14)-C(15)	1.50(5)	N(1')-C(4')	1.32(6)
N(1')-C(1')	1.53(6)	C(1')-C(2')	1.61(7)
C(2')-C(3')	1.66(8)	C(3')-C(4')	1.53(7)
C(4')-C(5')	1.44(5)	N(2')-C(14')	1.32(5)
N(2')-C(11')	1.48(5)	C(11')-C(12')	1.49(7)
C(12')-C(13')	1.64(8)	C(13')-C(14')	1.44(6)
C(14')-C(15')	1.45(5)	C(21)-C(25)	1.33(3)
C(21)-C(22)	1.41(3)	C(21)-C(21')	1.55(4)
C(22)-C(23)	1.37(3)	C(22)-C(22')	1.57(4)
C(23)-C(24)	1.33(4)	C(23)-C(23')	1.49(4)

C(24)-C(25)	1.51(4)	C(24)-C(24')	1.51(4)
C(25)-C(25')	1.56(4)	C(31)-C(32)	1.40(3)
C(31)-C(35)	1.42(3)	C(31)-C(31')	1.49(3)
C(32)-C(33)	1.32(3)	C(32)-C(32')	1.50(4)
C(33)-C(34)	1.42(3)	C(33)-C(33')	1.62(4)
C(34)-C(35)	1.38(3)	C(34)-C(34')	1.53(5)
C(35)-C(35')	1.51(4)		

Table 3. Bond angles [°] for 1.

N(2)-Sm(1)-C(16)	69.5(12)	N(2')-Sm(1)-C(16')	69.4(11)
N(2)-Sm(1)-C(21)	116.2(11)	C(16)-Sm(1)-C(21)	127.5(9)
N(2')-Sm(1)-C(21)	125.4(8)	C(16')-Sm(1)-C(21)	131.3(10)
N(2)-Sm(1)-C(22)	122.3(10)	C(16)-Sm(1)-C(22)	99.5(9)
N(2')-Sm(1)-C(22)	95.0(9)	C(16')-Sm(1)-C(22)	127.8(10)
C(21)-Sm(1)-C(22)	30.4(7)	N(2)-Sm(1)-C(31)	108.4(10)
C(16)-Sm(1)-C(31)	136.3(9)	N(2')-Sm(1)-C(31)	126.9(8)
C(16')-Sm(1)-C(31)	113.4(9)	C(21)-Sm(1)-C(31)	93.5(7)
C(22)-Sm(1)-C(31)	115.3(7)	N(2)-Sm(1)-C(25)	87.8(11)
C(16)-Sm(1)-C(25)	121.3(9)	N(2')-Sm(1)-C(25)	130.0(9)
C(16')-Sm(1)-C(25)	103.8(10)	C(21)-Sm(1)-C(25)	28.5(7)
C(22)-Sm(1)-C(25)	48.6(8)	C(31)-Sm(1)-C(25)	101.8(7)
N(2)-Sm(1)-C(34)	122.0(10)	C(16)-Sm(1)-C(34)	93.3(9)
N(2')-Sm(1)-C(34)	79.1(9)	C(16')-Sm(1)-C(34)	110.6(10)
C(21)-Sm(1)-C(34)	117.6(7)	C(22)-Sm(1)-C(34)	114.8(8)
C(31)-Sm(1)-C(34)	49.2(7)	C(25)-Sm(1)-C(34)	141.7(8)
N(2)-Sm(1)-C(23)	95.6(10)	C(16)-Sm(1)-C(23)	78.8(9)
N(2')-Sm(1)-C(23)	81.8(8)	C(16')-Sm(1)-C(23)	98.6(10)
C(21)-Sm(1)-C(23)	49.2(7)	C(22)-Sm(1)-C(23)	29.2(7)
C(31)-Sm(1)-C(23)	142.4(7)	C(25)-Sm(1)-C(23)	49.4(7)
C(34)-Sm(1)-C(23)	136.3(8)	N(2)-Sm(1)-C(33)	92.5(10)
C(16)-Sm(1)-C(33)	88.9(9)	N(2')-Sm(1)-C(33)	82.4(8)
C(16')-Sm(1)-C(33)	84.1(10)	C(21)-Sm(1)-C(33)	138.8(7)
C(22)-Sm(1)-C(33)	145.0(8)	C(31)-Sm(1)-C(33)	47.5(7)
C(25)-Sm(1)-C(33)	147.5(8)	C(34)-Sm(1)-C(33)	30.3(7)
C(23)-Sm(1)-C(33)	161.8(7)	N(2)-Sm(1)-C(32)	85.0(10)
C(16)-Sm(1)-C(32)	111.2(9)	N(2')-Sm(1)-C(32)	108.9(8)
C(16')-Sm(1)-C(32)	85.3(10)	C(21)-Sm(1)-C(32)	121.2(7)
C(22)-Sm(1)-C(32)	145.1(8)	C(31)-Sm(1)-C(32)	29.8(6)
C(25)-Sm(1)-C(32)	120.1(7)	C(34)-Sm(1)-C(32)	49.3(7)
C(23)-Sm(1)-C(32)	169.3(7)	C(33)-Sm(1)-C(32)	28.0(6)
N(1')-Sm(2')-C(6')	71.7(13)	N(1')-Sm(2')-C(55A)	87.7(12)
C(6')-Sm(2')-C(55A)	88.5(11)	N(1')-Sm(2')-C(54A)	117.1(13)
C(6')-Sm(2')-C(54A)	86.5(11)	C(55A)-Sm(2')-C(54A)	32.0(5)
N(1')-Sm(2')-C(51A)	88.4(12)	C(6')-Sm(2')-C(51A)	117.8(11)

C(55A)-Sm(2')-C(51A)	30.9(5)	C(54A)-Sm(2')-C(51A)	51.1(7)
N(1')-Sm(2')-C(43A)	94.4(13)	C(6')-Sm(2')-C(43A)	122.9(12)
C(55A)-Sm(2')-C(43A)	147.6(11)	C(54A)-Sm(2')-C(43A)	143.4(10)
C(51A)-Sm(2')-C(43A)	116.8(10)	N(1')-Sm(2')-C(53A)	136.3(13)
C(6')-Sm(2')-C(53A)	114.3(11)	C(55A)-Sm(2')-C(53A)	50.9(7)
C(54A)-Sm(2')-C(53A)	30.6(5)	C(51A)-Sm(2')-C(53A)	49.4(7)
C(43A)-Sm(2')-C(53A)	113.1(10)	N(1')-Sm(2')-C(42A)	80.8(12)
C(6')-Sm(2')-C(42A)	93.7(11)	C(55A)-Sm(2')-C(42A)	166.9(10)
C(54A)-Sm(2')-C(42A)	161.0(10)	C(51A)-Sm(2')-C(42A)	141.6(10)
C(43A)-Sm(2')-C(42A)	29.5(4)	C(53A)-Sm(2')-C(42A)	137.9(10)
N(1')-Sm(2')-C(44A)	123.6(13)	C(6')-Sm(2')-C(44A)	124.9(11)
C(55A)-Sm(2')-C(44A)	138.4(10)	C(54A)-Sm(2')-C(44A)	117.3(10)
C(51A)-Sm(2')-C(44A)	115.4(10)	C(43A)-Sm(2')-C(44A)	29.4(4)
C(53A)-Sm(2')-C(44A)	89.7(10)	C(42A)-Sm(2')-C(44A)	48.2(7)
N(1')-Sm(2')-C(41A)	99.8(12)	C(6')-Sm(2')-C(41A)	79.2(10)
C(55A)-Sm(2')-C(41A)	162.6(10)	C(54A)-Sm(2')-C(41A)	133.7(10)
C(51A)-Sm(2')-C(41A)	162.9(10)	C(43A)-Sm(2')-C(41A)	48.1(7)
C(53A)-Sm(2')-C(41A)	123.8(10)	C(42A)-Sm(2')-C(41A)	29.0(4)
C(44A)-Sm(2')-C(41A)	47.7(7)	N(1')-Sm(2')-C(45A)	127.1(12)
C(6')-Sm(2')-C(45A)	97.0(10)	N(1)-Sm(2')-C(45A)	102.5(12)
C(55A)-Sm(2')-C(45A)	144.8(10)	C(54A)-Sm(2')-C(45A)	113.3(10)
C(51A)-Sm(2')-C(45A)	137.7(10)	C(43A)-Sm(2')-C(45A)	48.0(7)
C(53A)-Sm(2')-C(45A)	96.0(10)	C(42A)-Sm(2')-C(45A)	47.7(7)
C(44A)-Sm(2')-C(45A)	28.9(4)	C(41A)-Sm(2')-C(45A)	28.7(4)
N(1')-Sm(2')-C(52A)	115.4(12)	C(6')-Sm(2')-C(52A)	135.1(11)
C(55A)-Sm(2')-C(52A)	49.9(7)	C(54A)-Sm(2')-C(52A)	49.7(7)
C(51A)-Sm(2')-C(52A)	29.4(4)	C(43A)-Sm(2')-C(52A)	101.4(10)
C(53A)-Sm(2')-C(52A)	29.3(4)	C(42A)-Sm(2')-C(52A)	130.9(10)
C(44A)-Sm(2')-C(52A)	89.6(10)	C(41A)-Sm(2')-C(52A)	136.0(9)
C(45A)-Sm(2')-C(52A)	108.5(9)	N(1)-Sm(2)-C(6)	69.6(13)
N(1)-Sm(2)-C(41)	82.8(13)	C(6)-Sm(2)-C(41)	92.0(10)
N(1)-Sm(2)-C(42)	94.5(12)	C(6)-Sm(2)-C(42)	122.3(10)
C(41)-Sm(2)-C(42)	30.4(4)	N(1)-Sm(2)-C(53)	86(2)
C(6)-Sm(2)-C(53)	108.2(10)	C(41)-Sm(2)-C(53)	151.4(10)
C(42)-Sm(2)-C(53)	126.0(10)	N(1)-Sm(2)-C(45)	104(2)
C(6)-Sm(2)-C(45)	79.8(10)	C(41)-Sm(2)-C(45)	30.2(4)
C(42)-Sm(2)-C(45)	49.8(6)	C(53)-Sm(2)-C(45)	169.4(10)
N(1)-Sm(2)-C(43)	124.6(13)	C(6)-Sm(2)-C(43)	128.5(11)
C(41)-Sm(2)-C(43)	49.8(6)	C(42)-Sm(2)-C(43)	30.1(4)

C(53)-Sm(2)-C(43)	121.2(10)	C(45)-Sm(2)-C(43)	49.4(6)
N(1)-Sm(2)-C(54)	89.7(14)	C(6)-Sm(2)-C(54)	81.9(10)
C(41)-Sm(2)-C(54)	171.6(10)	C(42)-Sm(2)-C(54)	155.3(10)
C(53)-Sm(2)-C(54)	30.1(5)	C(45)-Sm(2)-C(54)	151.4(10)
C(43)-Sm(2)-C(54)	138.6(10)	N(1)-Sm(2)-C(44)	132(2)
C(6)-Sm(2)-C(44)	100.7(10)	C(41)-Sm(2)-C(44)	49.6(6)
C(42)-Sm(2)-C(44)	49.5(6)	C(53)-Sm(2)-C(44)	139.5(10)
C(45)-Sm(2)-C(44)	29.9(4)	C(43)-Sm(2)-C(44)	29.8(4)
C(54)-Sm(2)-C(44)	137.1(10)	N(1)-Sm(2)-C(52)	111(2)
C(6)-Sm(2)-C(52)	130.4(10)	C(41)-Sm(2)-C(52)	137.6(9)
C(42)-Sm(2)-C(52)	107.3(9)	C(53)-Sm(2)-C(52)	29.9(5)
C(45)-Sm(2)-C(52)	139.5(10)	C(43)-Sm(2)-C(52)	93.2(10)
C(54)-Sm(2)-C(52)	49.1(7)	C(44)-Sm(2)-C(52)	110.0(10)
N(1)-Sm(2)-C(55)	118.2(13)	C(6)-Sm(2)-C(55)	86.0(10)
C(41)-Sm(2)-C(55)	156.3(10)	C(42)-Sm(2)-C(55)	143.7(10)
C(53)-Sm(2)-C(55)	48.9(7)	C(45)-Sm(2)-C(55)	126.9(10)
C(43)-Sm(2)-C(55)	115.2(10)	C(54)-Sm(2)-C(55)	29.5(5)
C(44)-Sm(2)-C(55)	107.6(10)	C(52)-Sm(2)-C(55)	48.3(7)
N(1)-Sm(2)-C(51)	134(2)	C(6)-Sm(2)-C(51)	114.0(10)
C(41)-Sm(2)-C(51)	139.9(9)	C(42)-Sm(2)-C(51)	115.9(9)
C(53)-Sm(2)-C(51)	48.6(7)	C(45)-Sm(2)-C(51)	122.1(10)
C(43)-Sm(2)-C(51)	90.5(9)	C(54)-Sm(2)-C(51)	48.4(7)
C(44)-Sm(2)-C(51)	94.0(10)	C(52)-Sm(2)-C(51)	29.1(4)
C(55)-Sm(2)-C(51)	29.0(4)	C(4)-N(1)-C(1)	112(4)
C(4)-N(1)-Sm(2)	116(3)	C(1)-N(1)-Sm(2)	131(3)
N(1)-C(1)-C(2)	106(4)	C(1)-C(2)-C(3)	102(4)
C(9')-C(3)-C(7')	146(7)	N(1)-C(4)-C(5)	120(4)
N(1)-C(4)-C(3)	116(4)	C(5)-C(4)-C(3)	123(4)
C(6)-C(5)-C(4)	123(2)	C(10)-C(5)-C(4)	117(2)
C(5)-C(6)-Sm(2)	110(2)	C(7)-C(6)-Sm(2)	130(2)
C(14)-N(2)-C(11)	109(4)	C(14)-N(2)-Sm(1)	117(3)
C(11)-N(2)-Sm(1)	134(3)	N(2)-C(11)-C(12)	109(4)
C(11)-C(12)-C(13)	100(4)	C(14)-C(13)-C(12)	104(4)
C(15')-C(14)-C(13)	125(4)	N(2)-C(14)-C(13)	117(4)
N(2)-C(14)-C(15)	118(4)	C(13)-C(14)-C(15)	125(4)
C(15')-C(15)-C(20)	106(4)	C(16)-C(15)-C(14)	122(3)
C(20)-C(15)-C(14)	118(3)	C(15)-C(16)-Sm(1)	113(2)
C(17)-C(16)-Sm(1)	127(2)	C(4')-N(1')-C(1')	113(4)
C(4')-N(1')-Sm(2')	116(3)	C(1')-N(1')-Sm(2')	131(3)

N(1')-C(1')-C(2')	104 (4)	C(1')-C(2')-C(3')	104 (4)
C(4')-C(3')-C(2')	101 (4)	N(1')-C(4')-C(5')	121 (4)
N(1')-C(4')-C(3')	116 (4)	C(5')-C(4')-C(3')	123 (4)
C(6')-C(5')-C(4')	123 (3)	C(10')-C(5')-C(4')	116 (3)
C(5')-C(6')-Sm(2')	108 (2)	C(7')-C(6')-Sm(2')	132 (2)
C(14')-N(2')-C(11')	110 (3)	C(11')-N(2')-Sm(1)	135 (2)
N(2')-C(11')-C(12')	107 (4)	C(11')-C(12')-C(13')	103 (4)
C(14')-C(13')-C(12')	103 (4)	C(14')-C(13')-C(20)	63 (3)
C(16)-C(14')-C(17)	70 (3)	N(2')-C(14')-C(13')	115 (4)
N(2')-C(14')-C(15')	121 (4)	C(13')-C(14')-C(15')	124 (4)
C(16')-C(15')-C(14')	124 (3)	C(20')-C(15')-C(14')	117 (3)
C(15')-C(16')-Sm(1)	111 (2)	C(17')-C(16')-Sm(1)	129 (2)
C(16')-C(17')-C(13)	92 (2)	C(25)-C(21)-C(22)	109 (2)
C(25)-C(21)-C(21')	124 (2)	C(22)-C(21)-C(21')	126 (2)
C(25)-C(21)-Sm(1)	77 (2)	C(22)-C(21)-Sm(1)	75.0 (14)
C(21')-C(21)-Sm(1)	123 (2)	C(23)-C(22)-C(21)	109 (2)
C(23)-C(22)-C(22')	128 (3)	C(21)-C(22)-C(22')	123 (2)
C(23)-C(22)-Sm(1)	77 (2)	C(21)-C(22)-Sm(1)	74.6 (14)
C(22')-C(22)-Sm(1)	116 (2)	C(24)-C(23)-C(22)	110 (2)
C(24)-C(23)-C(23')	125 (3)	C(22)-C(23)-C(23')	125 (3)
C(24)-C(23)-Sm(1)	77 (2)	C(22)-C(23)-Sm(1)	74 (2)
C(23')-C(23)-Sm(1)	123 (2)	C(23)-C(24)-C(25)	106 (3)
C(23)-C(24)-C(24')	130 (3)	C(25)-C(24)-C(24')	124 (3)
C(23)-C(24)-Sm(1)	75 (2)	C(25)-C(24)-Sm(1)	72 (2)
C(24')-C(24)-Sm(1)	121 (2)	C(21)-C(25)-C(24)	106 (2)
C(21)-C(25)-C(25')	130 (3)	C(24)-C(25)-C(25')	123 (3)
C(21)-C(25)-Sm(1)	75 (2)	C(24)-C(25)-Sm(1)	76 (2)
C(25')-C(25)-Sm(1)	120 (2)	C(32)-C(31)-C(35)	108 (2)
C(32)-C(31)-C(31')	125 (2)	C(35)-C(31)-C(31')	127 (2)
C(32)-C(31)-Sm(1)	76.4 (13)	C(35)-C(31)-Sm(1)	76.5 (13)
C(31')-C(31)-Sm(1)	120 (2)	C(33)-C(32)-C(31)	107 (2)
C(33)-C(32)-C(32')	126 (2)	C(31)-C(32)-C(32')	127 (2)
C(33)-C(32)-Sm(1)	76 (2)	C(31)-C(32)-Sm(1)	73.8 (13)
C(32')-C(32)-Sm(1)	121 (2)	C(32)-C(33)-C(34)	112 (2)
C(32)-C(33)-C(33')	124 (2)	C(34)-C(33)-C(33')	124 (2)
C(32)-C(33)-Sm(1)	76.1 (14)	C(34)-C(33)-Sm(1)	74.1 (14)
C(33')-C(33)-Sm(1)	116 (2)	C(35)-C(34)-C(33)	106 (2)
C(35)-C(34)-C(34')	130 (3)	C(33)-C(34)-C(34')	124 (3)
C(35)-C(34)-Sm(1)	76.7 (14)	C(33)-C(34)-Sm(1)	75.6 (14)

C(34')-C(34)-Sm(1)	120(2)	C(34)-C(35)-C(31)	108(2)
C(34)-C(35)-C(35')	125(2)	C(31)-C(35)-C(35')	127(2)
C(34)-C(35)-Sm(1)	74.2(14)	C(31)-C(35)-Sm(1)	73.2(13)
C(35')-C(35)-Sm(1)	121(2)	C(43)-C(42)-Sm(2)	76.4(9)
C(41)-C(42)-Sm(2)	74.6(9)	C(42')-C(42)-Sm(2)	115.2(10)
C(42)-C(43)-Sm(2)	73.5(9)	C(44)-C(43)-Sm(2)	75.8(10)
C(43')-C(43)-Sm(2)	116.8(9)	C(45)-C(44)-Sm(2)	74.0(9)
C(43)-C(44)-Sm(2)	74.4(10)	C(44')-C(44)-Sm(2)	117.5(9)
C(44)-C(45)-Sm(2)	76.1(9)	C(41)-C(45)-Sm(2)	73.6(10)
C(45')-C(45)-Sm(2)	116.4(10)	C(45A)-C(41A)-Sm(2')	75.9(11)
C(42A)-C(41A)-Sm(2')	73.3(10)	C(41B)-C(41A)-Sm(2')	116.9(10)
C(41A)-C(42A)-Sm(2')	77.7(10)	C(43A)-C(42A)-Sm(2')	74.1(10)
C(42B)-C(42A)-Sm(2')	114.4(11)	C(44A)-C(43A)-Sm(2')	76.8(11)
C(42A)-C(43A)-Sm(2')	76.4(11)	C(43B)-C(43A)-Sm(2')	113.2(10)
C(43A)-C(44A)-Sm(2')	73.8(11)	C(45A)-C(44A)-Sm(2')	77.6(10)
C(44B)-C(44A)-Sm(2')	114.9(10)	C(41A)-C(45A)-Sm(2')	75.4(10)
C(44A)-C(45A)-Sm(2')	73.5(10)	C(45B)-C(45A)-Sm(2')	117.1(10)
C(52)-C(51)-Sm(2)	72.9(10)	C(55)-C(51)-Sm(2)	74.5(11)
C(51')-C(51)-Sm(2)	118.5(10)	C(51B)-C(51)-Sm(2)	82(2)
C(55A)-C(51)-Sm(2)	38.8(11)	C(51)-C(52)-Sm(2)	78.0(10)
C(53)-C(52)-Sm(2)	72.5(11)	C(52')-C(52)-Sm(2)	115.7(11)
C(52A)-C(52)-Sm(2)	66(2)	C(55A)-C(52)-Sm(2)	39.1(12)
C(51A)-C(52)-Sm(2)	50.4(12)	C(54)-C(53)-Sm(2)	75.9(11)
C(52)-C(53)-Sm(2)	77.7(11)	C(53')-C(53)-Sm(2)	112.8(10)
C(53)-C(54)-Sm(2)	74.0(11)	C(55)-C(54)-Sm(2)	78.4(10)
C(54')-C(54)-Sm(2)	113.9(11)	C(54)-C(55)-Sm(2)	72.1(10)
C(51)-C(55)-Sm(2)	76.5(11)	C(55')-C(55)-Sm(2)	117.4(10)
C(52A)-C(51A)-Sm(2')	79.8(10)	C(55A)-C(51A)-Sm(2')	67.9(11)
C(51B)-C(51A)-Sm(2')	118.0(10)	C(52A)-C(53A)-Sm(2')	78.8(10)
C(54A)-C(53A)-Sm(2')	67.7(10)	C(53B)-C(53A)-Sm(2')	119.1(10)
C(55A)-C(54A)-Sm(2')	73.3(11)	C(53A)-C(54A)-Sm(2')	81.7(11)
C(54B)-C(54A)-Sm(2')	111.5(11)	C(51A)-C(55A)-Sm(2')	81.2(11)
C(54A)-C(55A)-Sm(2')	74.7(11)	C(55B)-C(55A)-Sm(2')	110.8(11)

Table 4. Anisotropic displacement parameters [$\text{\AA}^2 \times 10^3$] for $\text{Sm}(\text{Cp}^*)_2$ (2-phenylcyclopentaimine).

	U11	U22	U33	U23	U13	U12
Sm(1)	28 (1)	32 (1)	29 (1)	2 (1)	3 (1)	-13 (1)
Sm(2')	113 (8)	107 (7)	56 (4)	-14 (4)	-9 (5)	45 (5)
Sm(2)	127 (9)	131 (9)	70 (5)	-27 (6)	-17 (5)	41 (5)

The anisotropic displacement factor exponent takes the form:

$$-2\pi^2 [(ha^*)^2 U_{11} + \dots + 2hka^* b^* U_{12}]$$