

Support Information

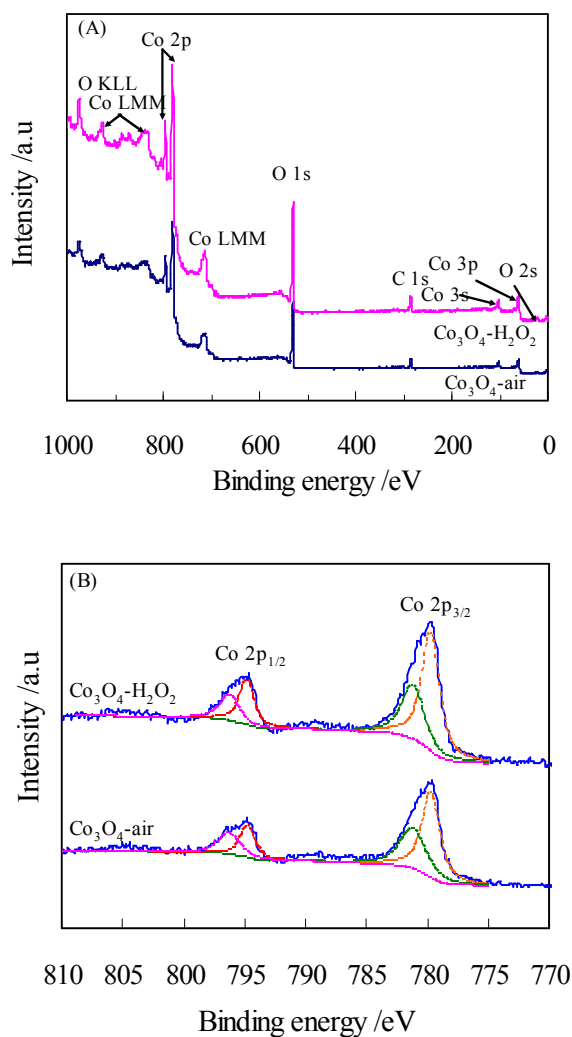
Facile Synthesis of Co_3O_4 with Different Morphologies via Oxidation Kinetic Control and its Application in Hydrogen Peroxide Decomposition

Huihui Chen^{a,b}, Mei Yang^{a,*}, Sha Tao^{a,b}, Mingyue Ren^{a,b}, Guangwen Chen^{a,*}

^aDalian National Laboratory for Clean Energy, Dalian Institute of Chemical Physics, Chinese

Academy of Sciences, Dalian 116023, China

^bGraduate University, Chinese Academy of Sciences, Beijing 100049, China



* Corresponding author, Tel.: +86-411-8437-9031, Fax.: +86-411-8469-1570

E-mail address: yangmei@dicp.ac.cn (M. Yang), gwchen@dicp.ac.cn (G.W. Chen).

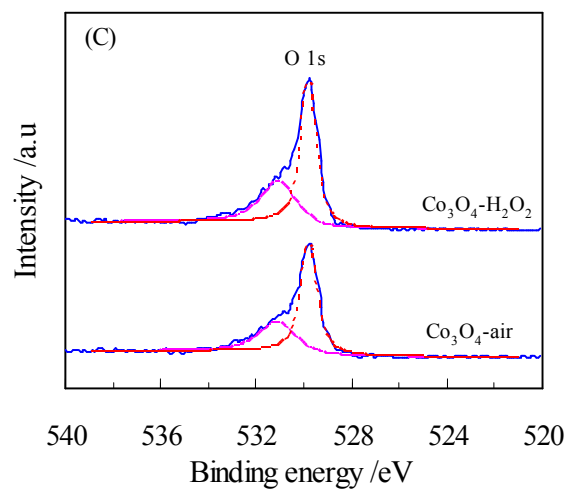


Figure S1. (A) XPS survey spectra (B) Co 2p spectra (C) O 1s spectra of the as-prepared Co_3O_4 .

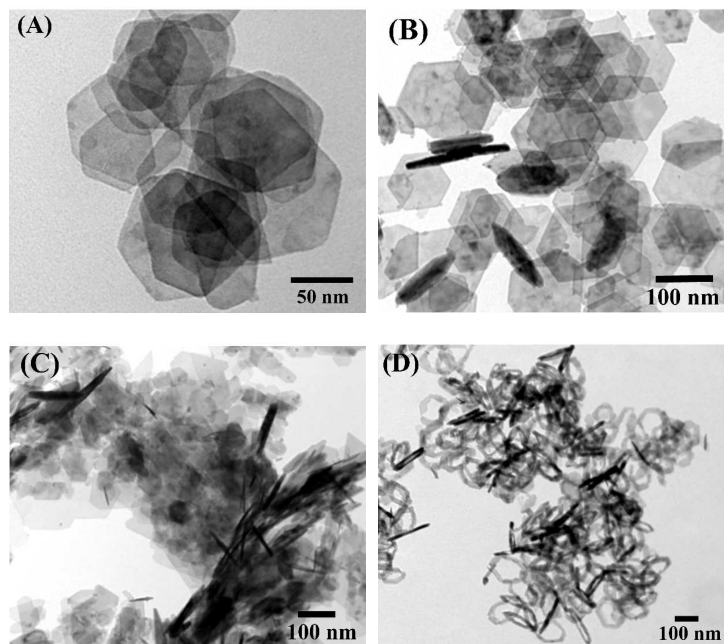


Figure S2. The TEM images of (A) $\text{Co}(\text{OH})_2\text{-NaOH}$ (B) $\text{Co}(\text{OH})_2\text{-NaOH-NaOH}$ (C) CoOOH-air-NaOH and (D) $\text{CoOOH-H}_2\text{O}_2\text{-NaOH}$.

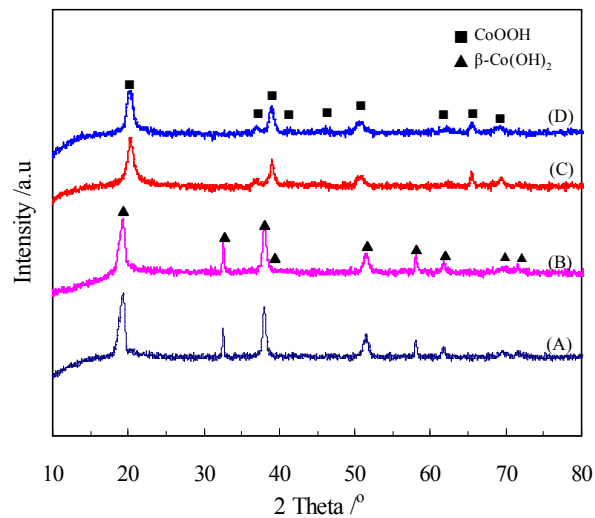


Figure S3. The XRD patterns of (A) $\text{Co(OH)}_2\text{-NaOH}$ (B) $\text{Co(OH)}_2\text{-NaOH-NaOH}$ (C) CoOOH-air-NaOH and (D) $\text{CoOOH-H}_2\text{O}_2\text{-NaOH}$.




Fig. S4. The TEM images of the samples prepared (A) 30 °C and (B) 70 °C.

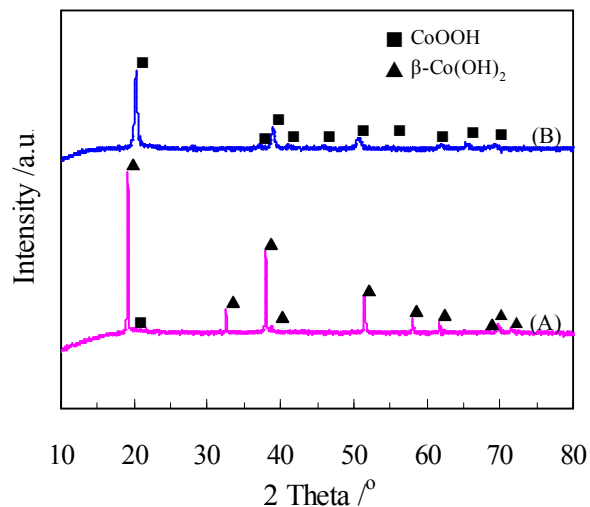


Fig. S5. The XRD patterns of the samples prepared (A) 30 °C and (B) 70 °C.

Table S1 Reaction rate constants for H₂O₂ decomposition over various catalysts.

| Sample | Reaction condition | S _{BET} m ² /g | k min ⁻¹ | Reference |
|--|---|---------------------------------------|------------------------|-----------|
| LaMnO ₃ | m _{cat} =20 mg, V=50 mL, [H ₂ O ₂]=0.02 M, [NaOH]=4.9 M, T=20 °C | 25.3 | 0.30 | 1 |
| La _{0.4} Ca _{0.6} MnO ₃ | m _{cat} =20 mg, V=50 mL, [H ₂ O ₂]=0.02 M, [NaOH]=4.9 M, T=20 °C | 39.2 | 0.62 | 1 |
| La _{0.9} Sr _{0.1} NiO ₃ | m _{cat} =10 mg, V=50 mL, [H ₂ O ₂]=0.068 M, [KOH]=0.9 M, T=22 °C | - | 0.41 | 2 |
| La _{0.9} Sr _{0.1} Ni _{0.8} Cr _{0.2} O ₃ | m _{cat} =10 mg, V=50 mL, [H ₂ O ₂]=0.068 M, [KOH]=0.9 M T=22 °C | - | 0.29 | 2 |
| Co ₃ O ₄ prepared by combustion method | m _{cat} =50 mg, V=10 mL, [H ₂ O ₂]=0.7 M, T=35 °C | 83.5 | 0.072 | 3 |
| Co ₃ O ₄ hollow nanospheres | m _{cat} =20 mg, V=25 mL, [H ₂ O ₂]=0.2 M, T=25 °C | 64.0 | 0.18 | 4 |

- (1) Soleymani, M.; Moheb, A.; Babakhani, D., *Chem. Eng. Technol.* **2011**, 34, 49-55.
- (2) Ariafard, A.; Aghabozorg, H. R.; Salehirad, F.; *Catal. Commun.* **2003**, 4, 561-566.
- (3) Makhlof, M.T.; Abu-Zied, B. M.; Mansoure, T. H., *Appl. Surf. Sci.* **2013**, 274, 45-52.
- (4) Kang, N.; Park, J. H.; Jin, M.; Park, N.; Lee, S. M.; Kim, H. J.; Kim, J. M.; Son, S. U., *J. Am. Chem. Soc.* **2013**, 135, 19115-19118.