

Developmental costs of yellow colouration in fire salamanders  
and experiments to test the efficiency of yellow as a warning  
colouration

Barbara A. Caspers<sup>1,\*</sup>, E. Tobias Krause<sup>2</sup>, Isabelle Hermanski<sup>1</sup>, Christopher  
Wiesbrock<sup>1</sup>, Friedrich-Wilhelm Kastrup<sup>3</sup>, Sebastian Steinfartz<sup>4</sup>

1 - Department of Behavioural Ecology, Bielefeld University, 33615 Bielefeld, Germany

2 - Friedrich-Loeffler Institut, Institute of Animal Welfare and Husbandry, Doernbergstr. 25-27, 29223  
Celle, Germany









3 - Department of Engineering and Mathematics, University of Applied Sciences, Interaktion 1, 33619  
Bielefeld, Germany



4 - University of Leipzig, Institute for Biology, Molekulare Evolution und Systematik der Tiere,  
Leipzig, Germany

\*Corresponding author; email: [barbara.caspers@uni-bielefeld.de](mailto:barbara.caspers@uni-bielefeld.de)

**Supplementary material**

**Figure S1.** Pictures of fire salamander siblings reared under two different nutritional treatments during the larval stage. Pictures were taken 50 days after metamorphosis.

	Good nutritional conditions	Limited nutritional conditions
F_27		
F_42		
F_43		
F_48		

F_52		
F_55		
F_58		
F_60		
F_67		