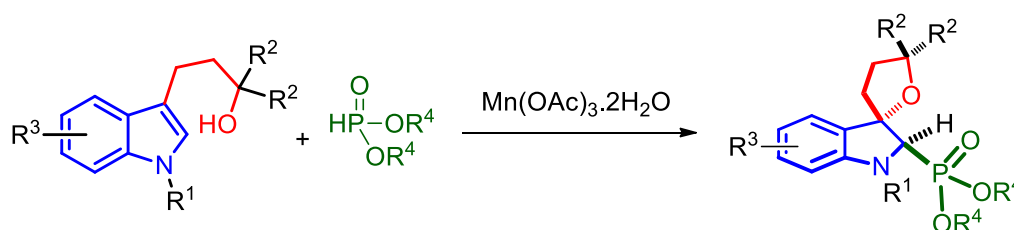


## Synthesis of 3,3-Spirocyclic-2-Phosphono-Indolines via a Dearomative Addition of Phosfonyl Radicals to Indoles

Dmytro Ryzhakov, Maxime Jarret, Jean-Pierre Baltaze, Régis Guillot, Cyrille Kouklovsky and Guillaume Vincent\*

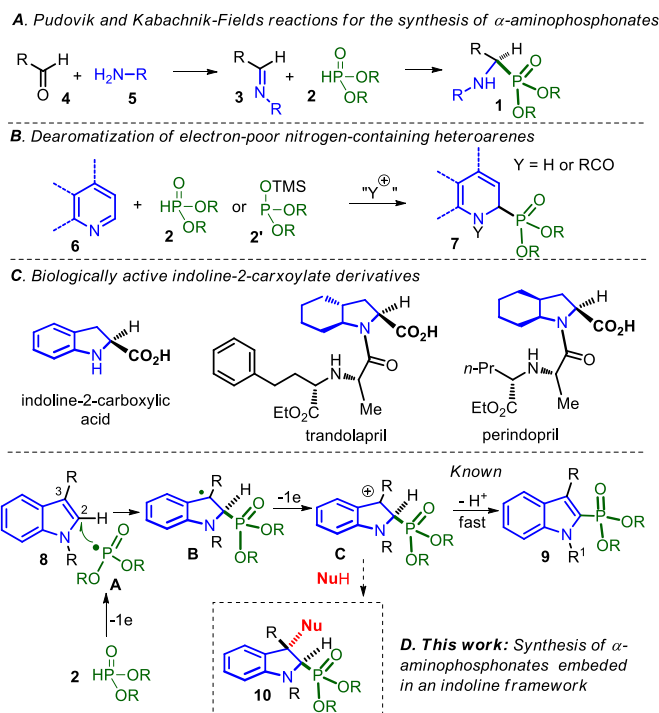
*Institut de Chimie Moléculaire et des Matériaux d'Orsay (ICMMO, UMR 8182)  
Univ. Paris Sud, Université Paris Saclay, CNRS  
15 rue Georges Clémenceau, 91405 Orsay Cedex, France  
guillaume.vincent@u-psud.fr*

**Abstract:** We report the diastereoselective synthesis of alpha-aminophosphonates derivatives embedded in a spirocyclic indolines. Our method proceeds via the dearomative addition of phosfonyl radicals at the C2-position of the indole nucleus in oxidative conditions followed by the intramolecular trapping of the resulting carbocation before rearomatization. trans-3,3-Spirocyclic-2-phosphonoindolines were thus obtained.



Dearomatization reactions of indoles<sup>1</sup> allow to generate three dimensional indoline structures which are of high interest to explore the chemical space and discover compounds of therapeutic potential.<sup>2</sup> This field has sparked our interest for few years.<sup>3</sup> We now wish to merge indole dearomatization with phosphorous chemistry and in particular the synthesis of alpha-amino-phosphonate derivatives **1** since the latter display a wide range of biological activities in the field of human health and crop-protection.<sup>4</sup> alpha-Amino-phosphonic acids are notably considered as bioisosters of the corresponding alpha-amino-carboxylic acids. The tetrahedral geometry of the phosphorous allows alpha-amino-phosphonate derivatives to mimic transition states involved in biological processes which gives unique biological properties to these compounds. Classically, alpha-amino-phosphonates are obtained through the nucleophilic addition of phosphites **2** to imines **3** via the Pudovik reaction or the Kabachnik-Fields reaction from amine **4** and aldehyde **5** (Scheme 1, A).<sup>5</sup> In few cases, the dearomative addition of phosphorous-containing nucleophiles to nitrogen-containing electron-poor heteroarenes **6** such as pyridines or quinolones has been reported towards cyclic amino-phosphonates **7** (Scheme 1, B).<sup>6</sup>

In line with our research program towards indolines, we were interested to access original alpha-amino-phosphonates embedded in an indoline scaffold **10**.<sup>7</sup> These compounds would be analogues of indoline-2-carboxylic acid derivatives which are relevant in human medicine (Scheme 1, C).<sup>8</sup> For instance perindopril and trandolapril are commercial drugs to treat blood pressure.



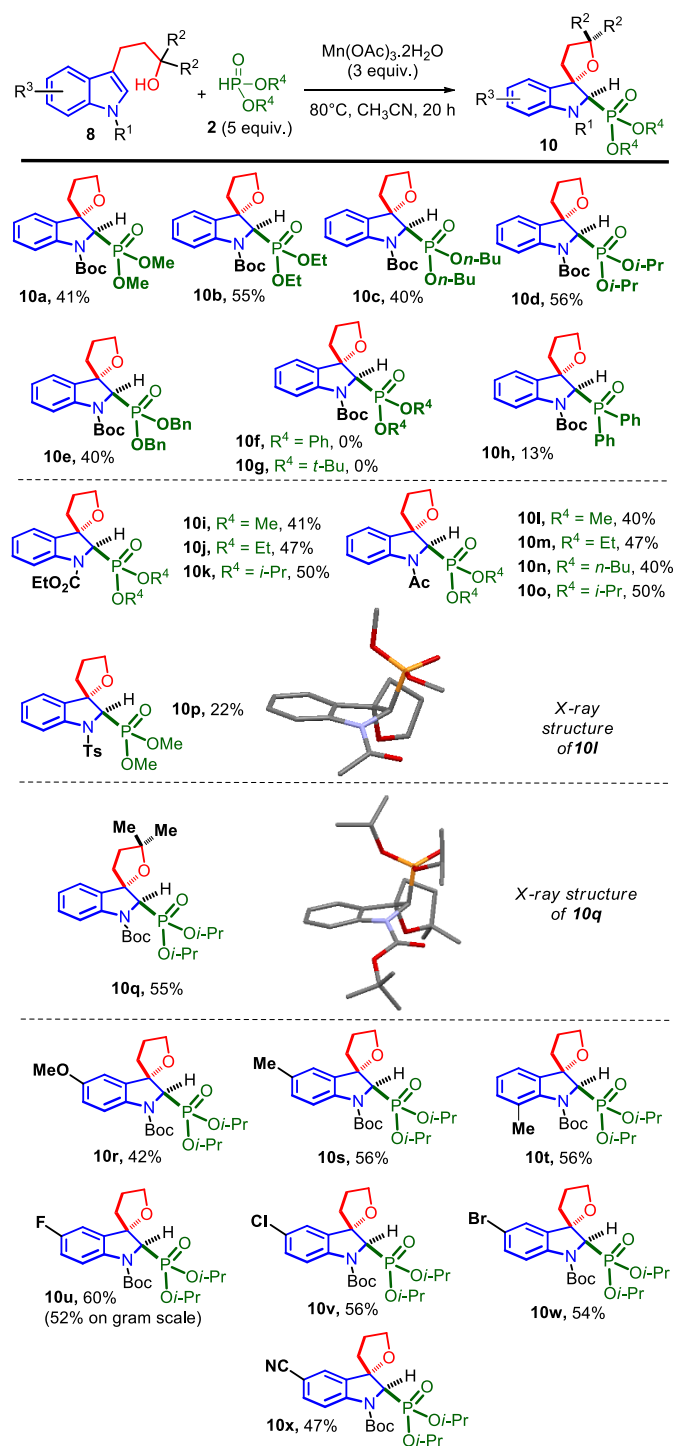
**Scheme 1.** Radical-mediated dearomative synthesis of 2-phosphono-indolines.

The deployment of a dearomative intermolecular addition of a phosphonyl radical **A**, resulting from oxidation of **2**, to the C2-position of indole nucleus **8** seems to be an appropriate strategy related to previous radical-mediated dearomatization of indoles.<sup>9-11</sup> Notably, we described the dearomative synthesis of 2-trifluoromethyl-3,3-spiroindoline from the Langlois' reagent (sodium trifluoromethylsulfinate).<sup>10</sup>

Indeed, difunctionalizations of alkenes via the addition of a phosphonyl radical are well described.<sup>12</sup> In the other hand, additions of phosphorus-centred radicals to indoles are known and lead to C-H functionalized products **9** after rearomatization of the indole nucleus from carbocation **C** resulting from the oxidation of the formed radical **B** at the C3 position.<sup>13,14</sup> After the addition of the radical to the indole at the C2 position, the proton in alpha of the introduced phosphorous atom is believed to be particularly acidic and therefore its elimination should be very fast. Consequently, the interception of the resulting carbocation by a nucleophile before the elimination of this proton and rearomatization of the indole should be especially challenging and is the subject of the present study.

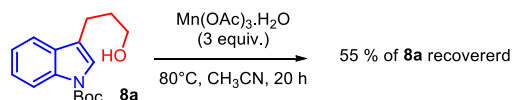
In order to favour the trapping of carbocation **C** over the elimination of the proton, we decided to use an intramolecular nucleophile that would lead to 3,3-spiroindolines which are a framework encountered in a large number of biologically relevant molecules.<sup>15</sup> We evaluated several oxidants which are known to oxidize phosphites into phosphonyl radicals. No reaction was observed with  $K_2S_2O_8$  while  $AgNO_3$  with  $K_2S_2O_8$  resulted in the formation of a mixture of unidentified products. The outcome was similar with CAN, which was the optimal oxidant of our previous dearomative trifluoromethylation of indoles. Only manganese triacetate<sup>16</sup> proved to be a competent oxidant to produce the desired 3,3-spirocyclic-2-phosphono-indolines **10** as the major product and in each cases, only the trans diastereoisomer was observed. The optimal conditions required to perform the reaction at 80°C in acetonitrile during 20 h with 3 equivalents of  $Mn(OAc)_3$  and 5 equivalents of phosphites. The scope of this reaction was then investigated (Scheme 2). The nature of the phosphonyl radical that could be added to N-Boc-3-(3-hydroxypropyl)-indole **8a** was first evaluated. We were pleased to note, that dimethyl, diethyl and di-n-butyl phosphites could be employed to synthesize **10a-c** in reasonable yields (41%, 55% and 40%). Remarkably, di-isopropyl phosphite was the optimal phosphorous-containing reagent and delivered 56% of **10d**. In general less than 15% of rearomatized compounds **9** were observed.<sup>17</sup> Dibenzyl phosphite

was also competent to produce 10e in 40% yield, while more hindered di-tertbutyl and diphenyl phosphites could not allow to isolate the dearomatized product **10f,g**. Interestingly, when we employed diphenyl phosphine oxide instead of a phosphite, indoline **10h** was obtained in a 13% yield. The influence of the electron-withdrawing substituent on the indole nitrogen, beside the Boc group (10a-h) was then scrutinized. Indeed, the ethoxycarbonyl group allow to introduce methyl, ethyl and isopropyl phosphonates in **10i-k** (40%, 47%, 50%). This dearomatization also permits the acetyl group to lead to 2-phosphono-indolines **10l-o** from dimethyl, diethyl, di-nbutyl and di-isopropyl phosphites in respectively 41%, 47%, 40% and 50%. The trans relationship between the phosphorous and the oxygen was ascertained through X-ray crystallographic analysis of compound 10l.<sup>18</sup> A moderate yield of 22% of 10p was obtained in presence of the tosyl substituent. The use of a tertiary alcohol in lieu of a primary one as an intramolecular nucleophile efficiently gave rise to spirocyclic indoline 10q, whose trans structure was solved by X-ray diffraction of a crystal.<sup>18</sup> The substitution of the benzene part of the indole was the last point to be studied. The reaction tolerates electron-donating groups such as methoxy at C5 (**10r**, 42%) and methyl at C5 (**10s**, 56%) and C7 (**10t**, 56%). Halogens could be present during this dearomatization process: 5-fluoro, 5-chloro and 5-bromo spirocyclic indolines **10u-w** were obtained in 60%, 56% and 54% yield. The electron-withdrawing cyano group at the C5 position led to phosphono-indoline 10x in 47% yield.



**Scheme 2.** Synthesis of 3,3-spirocyclic-2-phosphino-indolines.

As a control experiment, we heated starting indole **8a** in presence of 3 equivalents of manganese triacetate during 20 h, without any phosphites and we were able to recover 55% of **8a** (Scheme 3). The relative stability of **8a** towards the oxidant seems to exclude a mechanism in which the indole is oxidized into a radical cation followed by the nucleophilic attack of the phosphite and the mechanism depicted in Scheme 1 seems the more plausible.



**Scheme 3.** Control experiment.

The oxidative coupling between adequately substituted indoles and phosphites in presence of manganese triacetate results in the diastereoselective synthesis of *trans*-3,3-Spirocyclic-2-phosphonoindolines via the dearomative addition of a phosphoryl radical to the indole nucleus. Remarkably, the carbocation generated at the C3-position of the indole nucleus could be intramolecularly intercepted in a *trans* fashion before rearomatization of the indole.

There are no conflicts to declare.

Acknowledgments: DR thanks the Ministère de l'Enseignement Supérieur, de la Recherche et de l'Innovation (MESRI) for a PhD fellowship. We also gratefully acknowledge the ANR (ANR-17-CE07-0050; "ArDCo"), Université Paris Sud and the CNRS for financial support.

## References

- For reviews: (a) S. P. Roche, J.-J. Youte Tendoung and B. Tréguier, *Tetrahedron*, 2015, 71, 3549–3591; (b) N. Denizot, T. Tomakinian, R. Beaud, C. Kouklovsky and G. Vincent, *Tetrahedron Lett.*, 2015, 56, 4413–4429.
- F. Lovering, J. Bikker and C. Humblet, *J. Med. Chem.*, 2009, 52, 6752–6756.
- (a) J. Wu, R. K. Nandi, R. Guillot, C. Kouklovsky and G. Vincent, *Org. Lett.*, 2018, 20, 1845–1848; (b) D. Lachkar, N. Denizot, G. Bernadat, K. Ahamada, M. A. Beniddir, V. Dumontet, J.-F. Gallard, R. Guillot, K. Leblanc, E. O. N'ngang, V. Turpin, C. Kouklovsky, E. Poupon, L. Evanno and G. Vincent, *Nat. Chem.*, 2017, 9, 793–798; (c) R. K. Nandi, R. Guillot, C. Kouklovsky and G. Vincent, *Org. Lett.*, 2016, 18, 1716–1719; (e) A.-S. Marques, V. Coeffard, I. Chataigner, G. Vincent and X. Moreau, *Org. Lett.*, 2016, 18, 5296–5299; (f) R. K. Nandi, F. Ratsch, R. Beaud, R. Guillot, C. Kouklovsky and G. Vincent, *Chem. Commun.*, 2016, 52, 5328–5331; (g) T. Tomakinian, R. Guillot, C. Kouklovsky and G. Vincent, *Angew. Chem. Int. Ed.*, 2014, 53, 11881–11885; (h) R. Beaud, R. Guillot, C. Kouklovsky and G. Vincent, *Angew. Chem. Int. Ed.*, 2012, 51, 12546–12550.
- For reviews on biological activities of  $\alpha$ -aminophosphonates: (a) V. P. Kukhar and H. R. Hudson, *Aminophosphonic and Aminophosphinic Acids: Chemistry and Biological Activity*, Wiley, 2000; (b) F. Orsini, G. Sello and M. Sisti, *Curr. Med. Chem.*, 2010, 17, 264–289; (c) B. Lejczak and P. Kafarski, in *Phosphorous Heterocycles I. Topics in Heterocyclic Chemistry*, ed. R. K. Bansal, Springer Berlin Heidelberg, 2009, pp. 31–63.
- For reviews on synthesis of  $\alpha$ -aminophosphonates: (a) J. L. Viveros-Ceballos, M. Ordóñez, F. J. Sayago and C. Cativiela, *Molecules*, 2016, 21, 1141; (b) R. M. Abdel-Rahman, T. E. Ali and S. M. Abdel-Kariem, *Arkivoc*, 2016, 183–211; (c) M. Ordóñez, J. L. Viveros-Ceballos, C. Cativiela and F. J. Sayago, *Tetrahedron*, 2015, 71, 1745–1784; (d) D. Virieux, J.-N. Volle and J.-L. Pirat, *Arkivoc*, 2012, 264–277.
- (a) D. Redmore, *J. Org. Chem.*, 1969, 34, 1420–1425; (b) K. Akiba, Y. Negishi and N. Inamoto, *Synthesis*, 1979, 55–56; (c) K. Akiba, H. Matsuoka and M. Wada, *Tetrahedron Lett.*, 1981, 22, 4093–4096; (d) K. Akiba, T. Kasai and M. Wada, *Tetrahedron Lett.*, 1982, 23, 1709–1712; (e) M. Haase, H. Goerls and E. Anders, *Synthesis*, 1998, 195–200; (f) F. Clerici, M. L. Gelmi, E. Pini and M. Valle, *Tetrahedron*, 2001, 57, 5455–5459; (g) A. D. Blicek, K. G. R. Masschelein, F. Dhaene, E. Rozycka-Sokolowska, B. Marciniak, J. Drabowicz and C. V. Stevens, *Chem. Commun.*, 2010, 46, 258–260; (h) Q. Zhang, D. Wei, X. Cui, D. Zhang, H. Wang and Y. Wu, *Tetrahedron*, 2015, 71, 6087–6093; (i) K. Liu, L.-L. Liu, C.-Z. Gu, B. Dai and L. He, *RSC Adv.*, 2016, 6, 33606–33610; (j) T. Fischer, Q.-N. Duong and O. García Mancheño, *Chem. – Eur. J.*, 2017, 23, 5983–5987.
- For the synthesis of related compound via other strategies: (a) E. Guenther, S. Hartmann, H. Noack, W. Kochmann, W. Roethling and S. Dietzel (Bitterfeld Chemie) Ger. Dem. Rep. Pat. DD 240373, 1986; (b) E. Guenther, D. Ehrhardt, D.; V. Schmigale and R. Sourisseau (Bitterfeld Wolfen Chemie) Ger. Offen; Pat. DE 4039752, 1992; (c) A. A. Tolmachev, A. Y. Mitrkhin, V. S. Tolmacheva and A. V. Kharchenko, *Khim. Geterotskl. Soedin.*, 1993, 1049–1054; (c) B. Chantegrel, C. Deshayes and R. Faure, *Tetrahedron Lett.*, 1995, 36, 7859–7862; (d) W. Przychodze, A. Konitz, W. Wojnowski and J. Rachon, *Phosphorus Sulfur Silicon Relat. Elem.*, 1998, 132, 21–39; (e) A. Arizpe, F. J. Sayago, A. I. Jiménez, M. Ordóñez and C. Cativiela, *Eur. J. Org. Chem.*, 2011, 3074–3081; (f) P. Duncanson, Y.-K. Cheong, M. Motevalli and D. V. Griffiths, *Org. Biomol. Chem.*, 2012, 10, 4266–4279; (g) A. A. Kamel, A. Geronikaki and W. M. Abdou, *Eur. J. Med. Chem.*, 2012, 51, 239–249; (h) A. A. Shaddy, A. A. Kamel and W. M. Abdou, *Synth. Commun.*, 2013, 43, 236–252; (i) D. Zhao, S. Vásquez-Céspedes and F. Glorius, *Angew. Chem. Int. Ed.*, 2015, 54, 1657–1661.
- (a) L. A. T. Cleghorn, S. Albrecht, L. Stojanovski, F. R. J. Simeons, S. Norval, R. Kime, I. T. Collie, M. De Rycker, L. Campbell, I. Hallyburton, J. A. Frearson, P. G. Wyatt, K. D. Read and I. H. Gilbert, *J. Med. Chem.*, 2015, 58, 7695–7706; (b) S. Hayashi, K. Ohashi, S. Mihara, E. Nakata, C. Emoto and A. Ohta, *Eur. J. Med. Chem.*, 2016, 114, 345–364.
- (a) J. Li, M. Liu, Q. Li, H. Tian and Y. Shi, *Org. Biomol. Chem.*, 2014, 12, 9769–9772; (b) J.-H. Ye, L. Zhu, S.-S. Yan, M. Miao, X.-C. Zhang, W.-J. Zhou, J. Li, Y. Lan and D.-G. Yu, *ACS Catal.*, 2017, 7, 8324–8330.

- 10 D. Ryzhakov, M. Jarret, R. Guillot, C. Kouklovsky and G. Vincent, *Org. Lett.*, 2017, 19, 6336–6339.
- 11 For trapping of the carbocation at C3 by a nucleophile tethered to the radical precursor: (a) T. Benkovics, I. A. Guzei and T. P. Yoon, *Angew. Chem. Int. Ed.*, 2010, 49, 9153–9157; (b) Y. Gao, M. Fan, Q. Geng and D. Ma, *Chem. – Eur. J.*, 2018, 24, 6547–6550 and ref 7g.
- 12 For a review: (a) Y. Gao, G. Tang and Y. Zhao, *Phosphorus Sulfur Silicon Relat. Elem.*, 2017, 192, 589–596; for selected examples: (b) W. Wei and J.-X. Ji, *Angew. Chem. Int. Ed.*, 2011, 50, 9097–9099; (c) X.-Q. Pan, L. Wang, J.-P. Zou and W. Zhang, *Chem. Commun.*, 2011, 47, 7875–7877; (d) C. Zhang, Z. Li, L. Zhu, L. Yu, Z. Wang and C. Li, *J. Am. Chem. Soc.*, 2013, 135, 14082–14085; (e) Y. Gao, J. Wu, J. Xu, P. Zhang, G. Tang and Y. Zhao, *RSC Adv.*, 2014, 4, 51776–51779; (f) S.-F. Zhou, D.-P. Li, K. Liu, J.-P. Zou and O. T. Asekun, *J. Org. Chem.*, 2015, 80, 1214–1220; (g) Y. Gao, X. Li, J. Xu, Y. Wu, W. Chen, G. Tang and Y. Zhao, *Chem. Commun.*, 2015, 51, 1605–1607; (h) J. Xu, X. Li, Y. Gao, L. Zhang, W. Chen, H. Fang, G. Tang and Y. Zhao, *Chem. Commun.*, 2015, 51, 11240–11243; (i) C.-X. Li, D.-S. Tu, R. Yao, H. Yan and C.-S. Lu, *Org. Lett.*, 2016, 18, 4928–4931; (j) J. Xu, X. Yu and Q. Song, *Org. Lett.*, 2017, 19, 980–983; (k) P.-Z. Zhang, L. Zhang, J.-A. Li, A. Shoberu, J.-P. Zou and W. Zhang, *Org. Lett.*, 2017, 19, 5537–5540; (l) Z.-K. Tao, C.-K. Li, P.-Z. Zhang, A. Shoberu, J.-P. Zou and W. Zhang, *J. Org. Chem.*, 2018, 83, 2418–2424; (m) Y. Wang, W. Wang, R. Tang, Z. Liu, W. Tao and Z. Fang, *Org. Biomol. Chem.*, 2018, 16, 7782–7786.
- 13 (a) H. Wang, X. Li, F. Wu and B. Wan, *Synthesis*, 2012, 44, 941–945; (b) M. Yadav, S. Dara, V. Saikam, M. Kumar, S. K. Aithagani, S. Paul, R. A. Vishwakarma and P. P. Singh, *Eur. J. Org. Chem.*, 2015, 6526–6533; (c) W.-B. Sun, J.-F. Xue, G.-Y. Zhang, R.-S. Zeng, L.-T. An, P.-Z. Zhang and J.-P. Zou, *Adv. Synth. Catal.*, 2016, 358, 1753–1758; (d) Z. Zhao, Z. Min, W. Dong, Z. Peng and D. An, *Synth. Commun.*, 2016, 46, 128–133; (e) R. S. Shaikh, I. Ghosh and B. König, *Chem. – Eur. J.*, 2017, 23, 12120–12124.
- 14 For a review on the synthesis of phosphorous-containing indole derivatives: (a) L. Chen and Y.-X. Zou, *Org. Biomol. Chem.*, 2018, 16, 7544–7556; for a review on direct phosphorylation of aromatic azaheterocycles: (b) S. V. der Jeught and C. V. Stevens, *Chem. Rev.*, 2009, 109, 2672–2702.
- 15 M. J. James, P. O'Brien, R. J. K. Taylor and W. P. Unsworth, *Chem. – Eur. J.*, 2016, 22, 2856–2881.
- 16 For reviews: (a) M. Mondal and U. Bora, *RSC Adv.*, 2013, 3, 18716–18754; (b) B. B. Snider, *Chem. Rev.*, 1996, 96, 339–364.
- 17 In general, we also observed products arising from the addition of radical A onto the benzene part of 9.
- 18 CCDC 1902414 (**10l**) and 1902415 (**10q**) contain the supplementary crystallographic data for this paper.